

# 451/COMMERCE P A R K

550-650 MARSHALL LAKE ROAD, APOPKA, FL

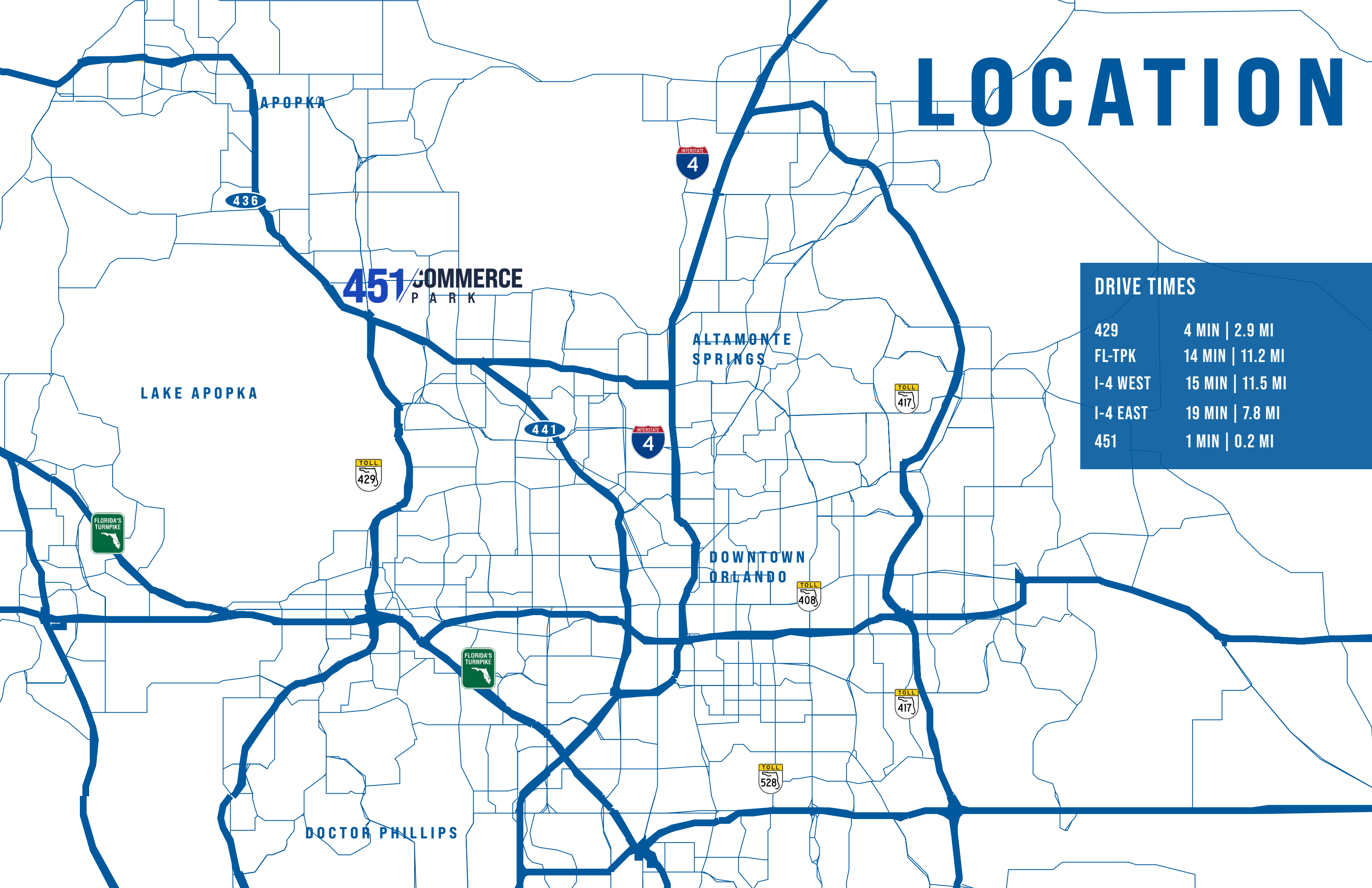
*UP TO 117,319 SF AVAILABLE FOR LEASE*



  
Summit  
Real Estate Group

FOUNDRY  
COMMERCIAL

# LOCATION



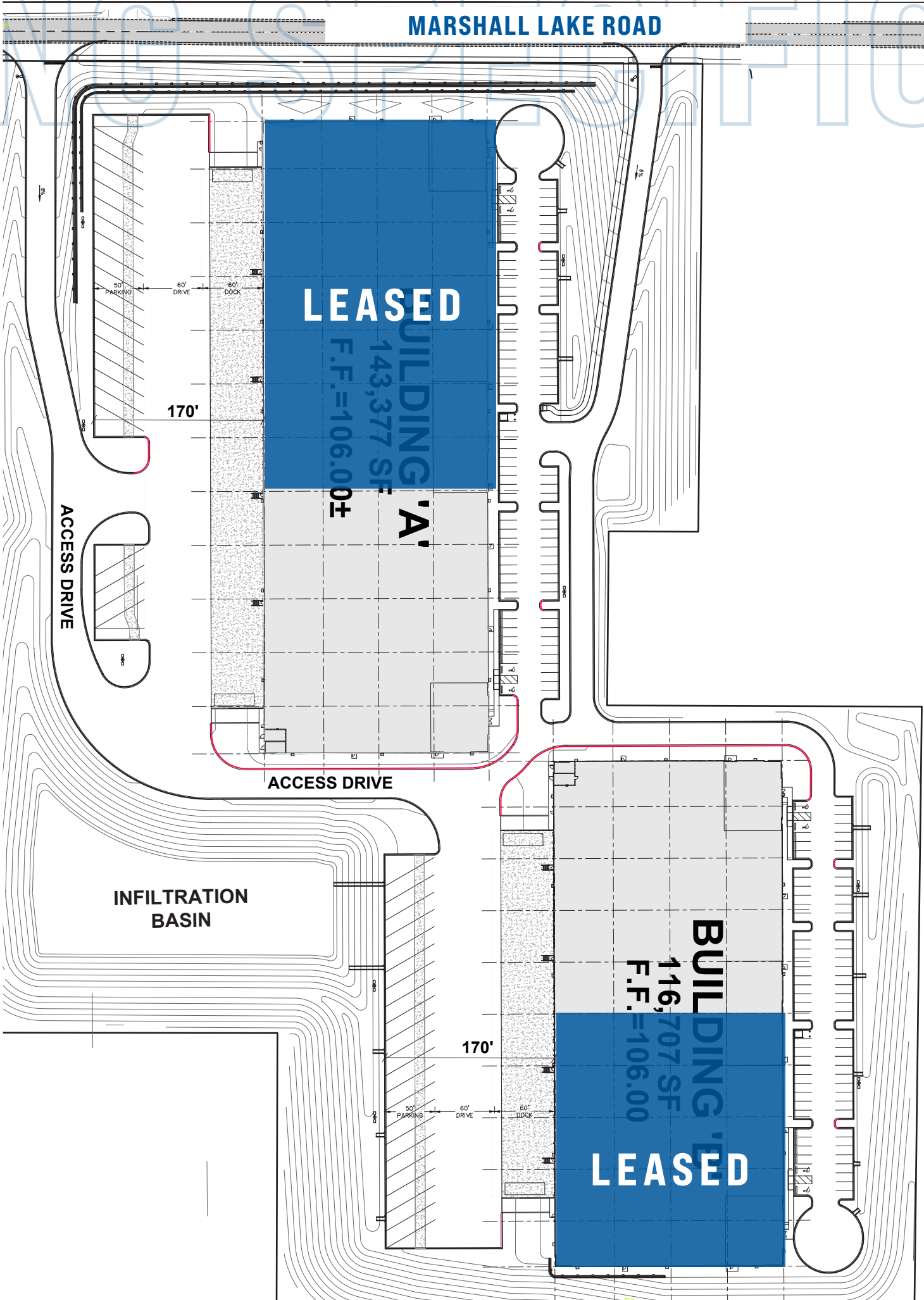
## DRIVE TIMES

429	4 MIN   2.9 MI
FL-TPK	14 MIN   11.2 MI
I-4 WEST	15 MIN   11.5 MI
I-4 EAST	19 MIN   7.8 MI
451	1 MIN   0.2 MI

# BUILDING SPECIFICATIONS

## BUILDING A

TOTAL SF:	59,212 SF
AVAILABLE:	IMMEDIATELY
BUILDING TYPE:	REAR LOAD
CLEAR:	32'
PARKING:	39
TRAILER PARKING:	3
CONSTRUCTION TYPE:	TILT-WALL CONCRETE
ROOF TYPE:	45 MIL TPO
DOCK HIGH DOORS:	14
DRIVE IN DOORS	1
BUILDING DEPTH:	226' BUILDING DEPTH
TRUCK COURT DEPTH:	170' TRUCK COURT
COLUMN SPACING	55' X 54' W 60' SPEED BAY

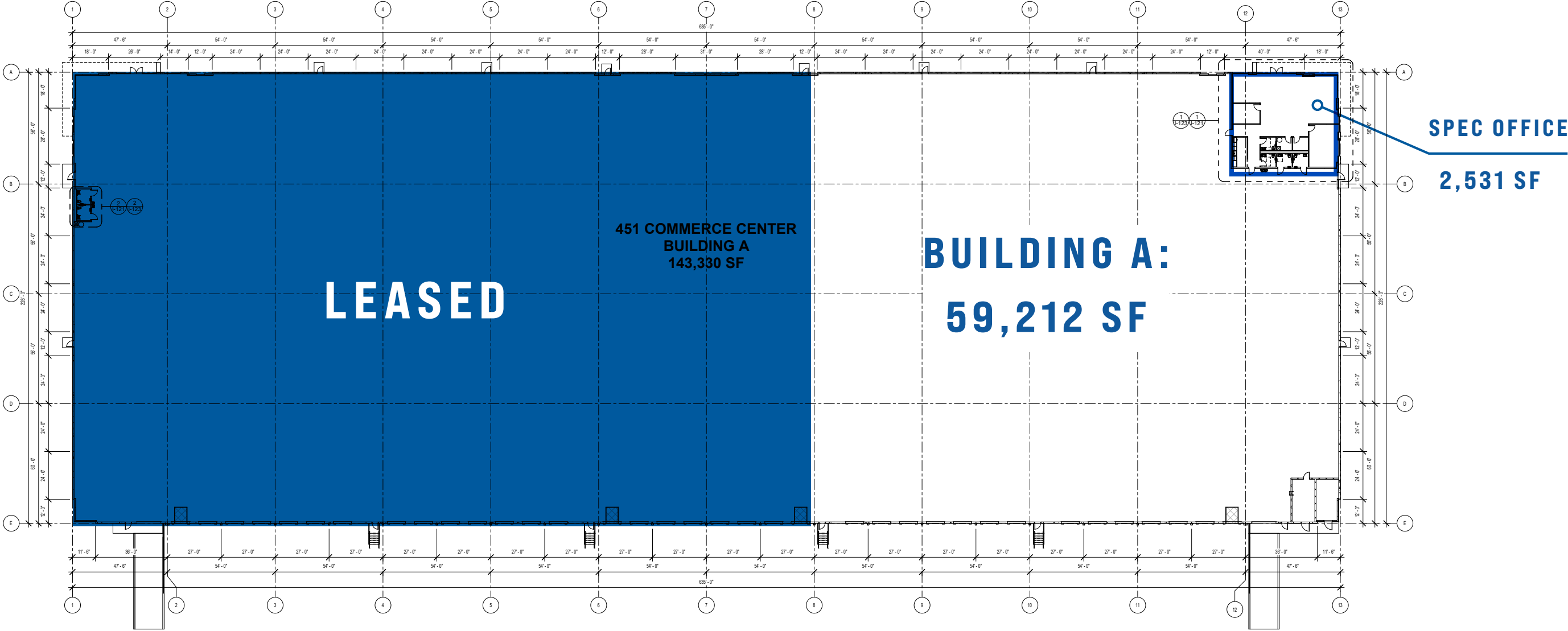


## BUILDING B

TOTAL SF:	58,107 SF
AVAILABLE:	IMMEDIATELY
BUILDING TYPE:	REAR LOAD
CLEAR:	32'
PARKING:	38
TRAILER PARKING:	10
CONSTRUCTION TYPE:	TILT-WALL CONCRETE
ROOF TYPE:	45 MIL TPO
DOCK HIGH DOORS:	12
DRIVE IN DOORS	1
BUILDING DEPTH:	230' BUILDING DEPTH
TRUCK COURT DEPTH:	170' TRUCK COURT
COLUMN SPACING	56' X 52' W 60' SPEED BAY

APOPKA, FL  
451 COMMERCE PARK

BUILDING A FLOOR PLAN





APOPKA, FL  
451 COMMERCE PARK

BUILDING B FLOOR PLAN

SPEC OFFICE

1,731 SF

BUILDING B:  
58,107 SF

451 COMMERCE CENTER  
BUILDING B  
116,659 SF


LEASED





APOPKA, FL  
**451 COMMERCE PARK**

**PHOTOS**





# 451/COMMERCE PARK

FOR MORE INFORMATION, PLEASE CONTACT

**JUSTIN RUBY, SIOR, CCIM | 407.865.0311**

[Justin.Ruby@foundrycommercial.com](mailto:Justin.Ruby@foundrycommercial.com)

Licensed Real Estate Broker

**JOEY WOODMAN | 407.748.5888**

[Joey.Woodman@foundrycommercial.com](mailto:Joey.Woodman@foundrycommercial.com)

Licensed Real Estate Broker

**TRAVIS HAMMOND | 407.401.1707**

[Travis.Hammond@foundrycommercial.com](mailto:Travis.Hammond@foundrycommercial.com)

Licensed Real Estate Broker

  
**Summit**  
Real Estate Group

**FOUNDRY**  
COMMERCIAL