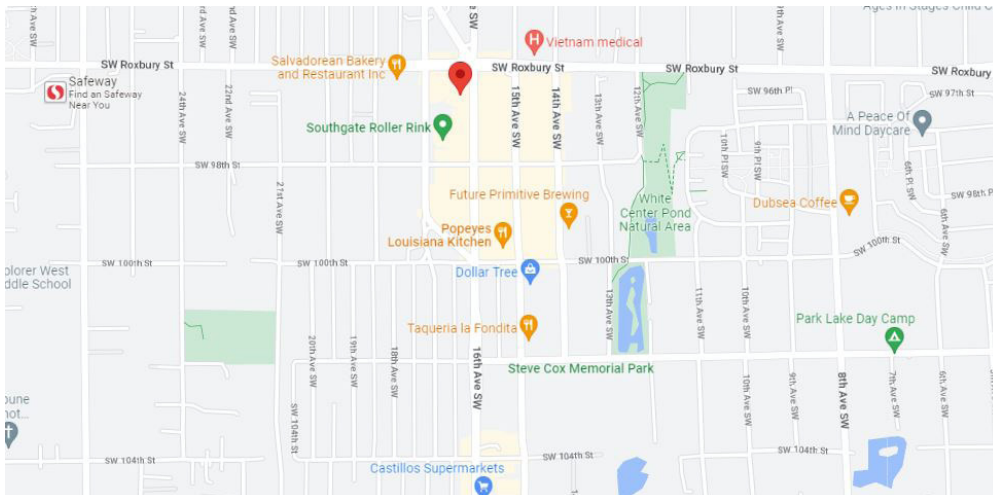



FOR LEASE

WHITE CENTER RETAIL SPACE
9609-9619 16TH AVE SW | SEATTLE, 98106



PROPERTY FEATURES

- Located in White Center on 16th ave right off of Delridge Way
- Multiple demising options
- Newly renovated, available now
- \$32/SF/YR + \$7 NNN for retail
- \$14/SF/YR, gross, for basement storage spaces.
- Located in unincorporated King County - great place to do business!



**ANDY
RANDLES**

206.405.0090
andy@ewingandclark.com

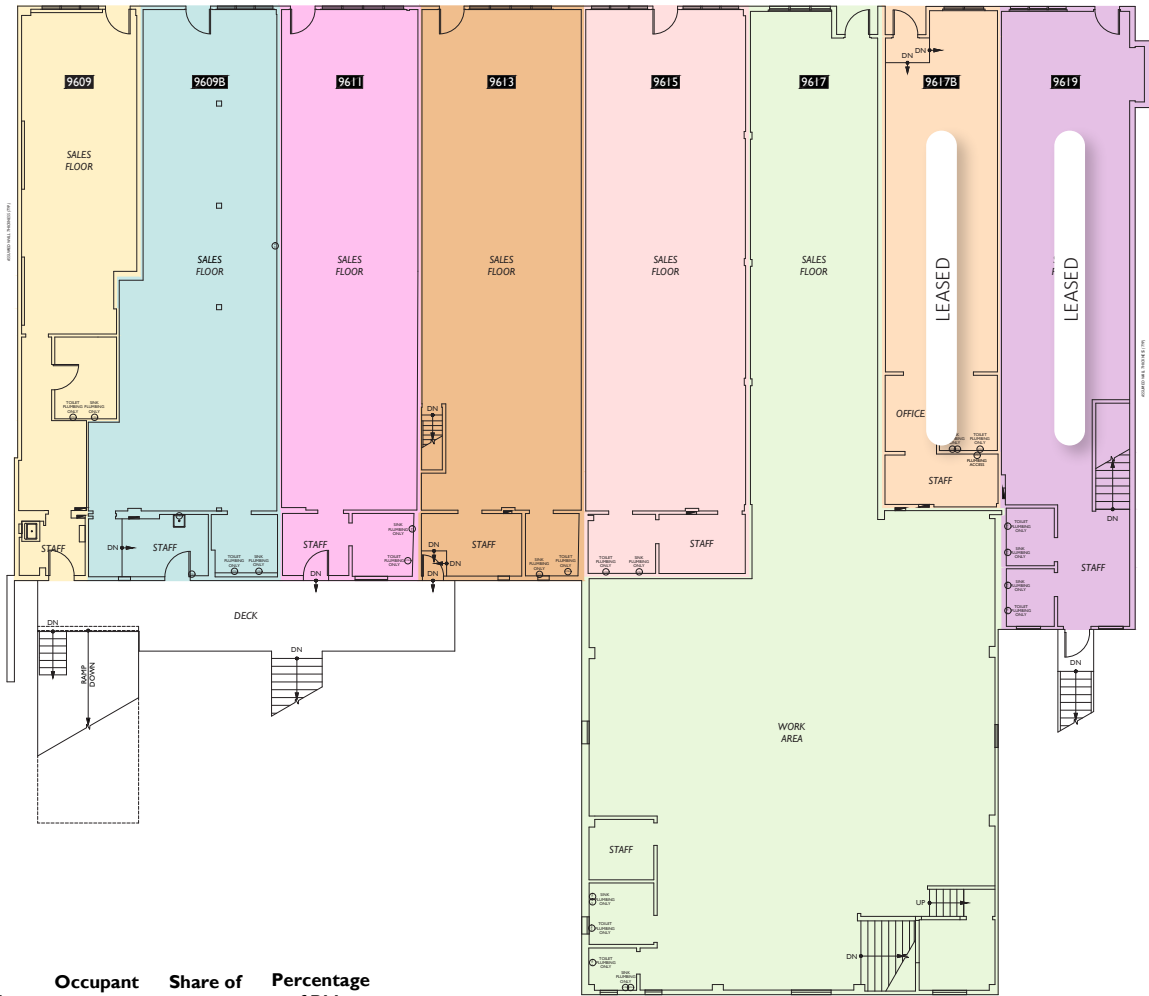
**TOM
GRAFF**

206.295.1445
tomgraff@ewingandclark.com

FLOOR PLAN

9609-9619 16TH AVE SW | SEATTLE, 98106

Southwest Roxbury Street
Adjacent Retail Buildings



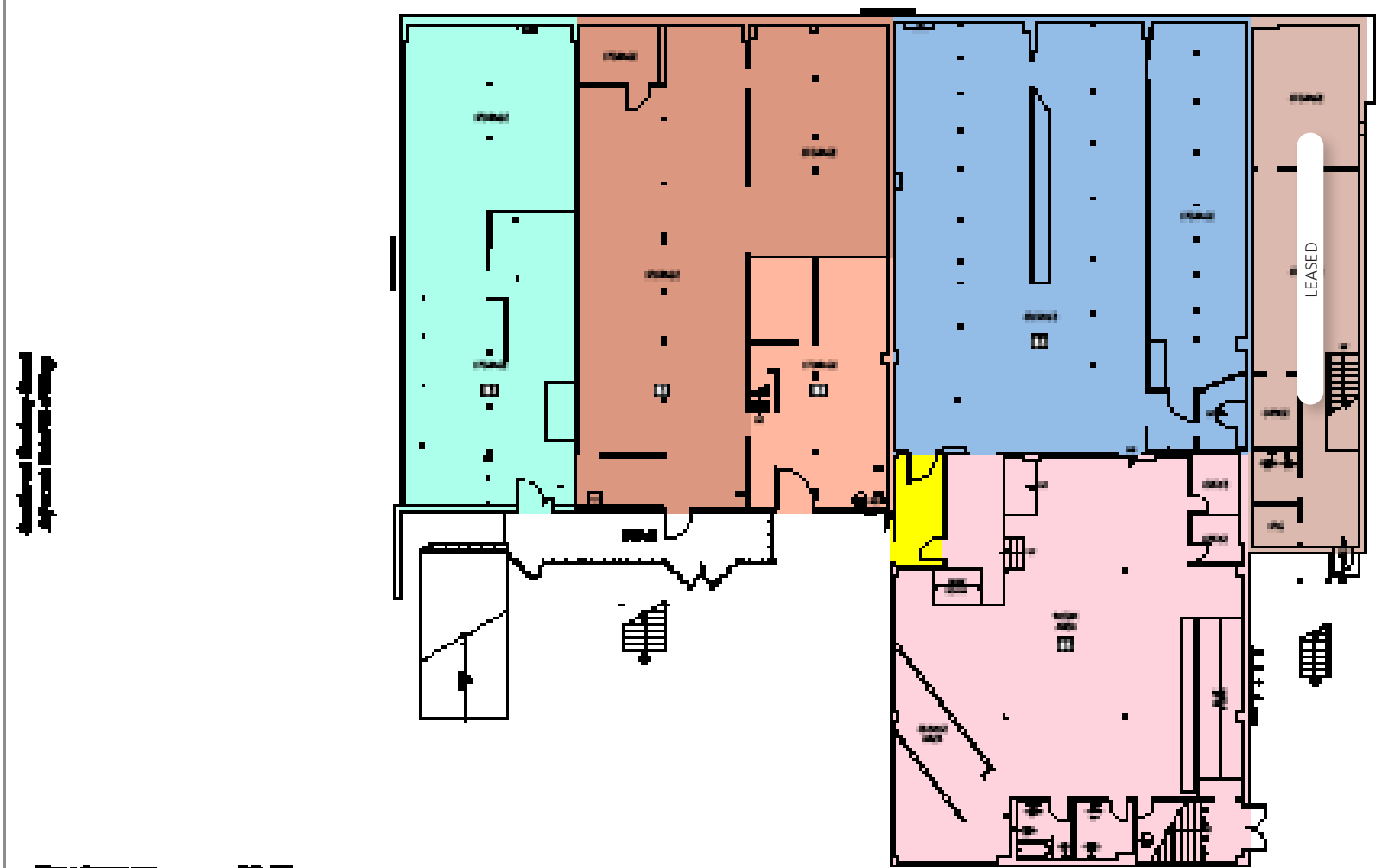
Floor Summary	SQ. FT.
Total Gross Leasable Area	11,551.99
Total GLA Exclusions	0
Percentage of Building	49.98%
Structured Parking	0
Service & Public Areas	0
Total Vertical	0

Suite #	Occupant GLA	Share of S&P	Percentage of Bldg.
Suite 9609	827.88	--	3.58%
Suite 9609B	1,288.79	--	5.58%
Suite 9611	1,131.97	--	4.90%
Suite 9613	1,323.31	--	5.72%
Suite 9615	1,317.11	--	5.70%
Suite 9617	3,631.61	--	15.71%
Suite 9617B	832.34	LEASED	
Suite 9619	1,199.00	LEASED	

Alleyway
Neighboring Retail Buildings
17th Avenue Southwest

BASEMENT FLOOR PLAN

9609-9619 16TH AVE SW | SEATTLE, 98106



Floor Summary
Total Gross Inside Area
Total GFA
Average of 100%

SQ. FT.
11,477
11,477

Structural Parking: 0
Service & Public Areas: 115.30
Total Vertical: 0

Room	Count	Area	Area of 100%	Percentage of 100%
Storage	1,451.61	11.477	100%	7.15%
Storage	1,267.48	10.152	100%	8.81%
Storage	487.50	4.078	100%	3.56%
Storage	3,971.30	32.897	100%	28.67%
Storage	3,493.38	28.778	100%	25.06%
Storage	1,177.79	9.788	100%	8.53%

*Area includes a proportional share of Service & Public Areas (115.30) of 11.477.

Legend
Light Blue: Structural Parking
Yellow: Service & Public Areas
Pink: Total Vertical

PHOTOS

9609-9619 16TH AVE SW | SEATTLE, 98106



**ANDY
RANGLES** | 206.405.0090
andy@ewingandclark.com

**TOM
GRAFF** | 206.295.1445
tomgraff@ewingandclark.com

PHOTOS

9609-9619 16TH AVE SW | SEATTLE, 98106



**ANDY
RANGLES**

206.405.0090
andy@ewingandclark.com

**TOM
GRAFF**

206.295.1445
tomgraff@ewingandclark.com

AERIAL MAP

9609-9619 16TH AVE SW | SEATTLE, 98106



ANDY
RANGLES

206.405.0090
andy@ewingandclark.com

TOM
GRAFF

206.295.1445
tomgraff@ewingandclark.com