

FOR SALE: INDUSTRIAL BLDG

1338 E. WASHINGTON BLVD | LOS ANGELES, CA 90021



1338 E. WASHINGTON BLVD



COLDWELL BANKER
COMMERCIAL
REALTY



1338 E. WASHINGTON BLVD



CONFIDENTIALITY & DISCLAIMER

This is a confidential Offering Memorandum (“OM”) intended solely for your limited use and benefit in determining whether you desire to express any further interest in the purchase of the Property. This OM was prepared by Coldwell Banker Commercial Realty (“CBC”) and has been reviewed by representatives of Ownership. It contains selected information pertaining to the Property and does not purport to be all-inclusive or to contain all of the information that prospective purchasers may desire. It should be noted that all information provided is for general reference purposes only in that they are based on assumptions relating to the general economy, competition, and other factors beyond the control of Ownership and, therefore, are subject to material variation. Additional information and an opportunity to inspect the Property will be made available to interested and qualified prospective purchasers. Neither Ownership nor CBC nor any of their respective officers have made any representation or warranty, expressed or implied, as to the accuracy or completeness of this OM, any of its contents, or any other materials provided as a courtesy to facilitate prospective purchaser’s own investigations of the Property and no legal commitments or obligations shall arise by reason of this OM, its contents or any further information provided by CBC regarding the Property. It is essential that all parties to real estate transactions be aware of the health, liability and economic impact of environmental factors on real estate. CBC does not conduct investigations or analyses of environmental matters and, accordingly, urges its clients to retain qualified environmental professionals to determine whether hazardous or toxic wastes or substances (such as asbestos, PCBs and other contaminants or petro-chemical products stored in underground tanks) or other undesirable materials or conditions are present at the Property and, if so, whether any health danger or other liability exists. Such substances may have been used in the construction or operation of buildings or may be present as a result of previous activities at the Property. Various laws and regulations have been enacted at the federal, state and local levels dealing with the use, storage, handling, removal, transport and disposal of toxic or hazardous wastes and substances. Depending upon past, current and proposed uses of the Property, it may be prudent to retain an environmental expert to conduct a site investigation and/or building inspection. If such substances exist or are contemplated to be used at the Property, special governmental approvals or permits may be required. In addition, the cost of removal and disposal of such materials may be substantial. Consequently, legal counsel and technical experts should be consulted where these substances are or may be present. Ownership and CBC expressly reserve the right, at their sole discretion, to reject any or all expressions of interest or offers to purchase the Property and/or terminate discussions with any entity at any time with or without notice. Ownership shall have no legal commitment or obligation to any entity reviewing this OM or making an offer to purchase the Property unless and until a written commitment to purchase the Property has been fully executed, delivered, and approved by Ownership and any conditions to Ownership’s obligations thereunder have been satisfied or waived. Except for representations and warranties expressly set forth in such definitive, executed purchase and sale agreement, Ownership makes and will make no representations and warranties regarding the Property and any prospective purchaser must rely entirely on its own investigations and those of its agents and consultants. By receipt of this OM, you agree that this OM and its contents are of a confidential nature, that you hold and treat it in the strictest confidence, and that you will not disclose this OM or any of its contents to any other entity without the prior written authorization of Ownership nor will you use this OM or any of its contents in any fashion or manner detrimental to the interest of Ownership or CBC. The terms and conditions stated in this section will relate to all of the sections of the OM as if stated independently therein. If, after reviewing this OM, you have no further interest in purchasing the Property at this time, kindly return this OM to CBC at your earliest possible convenience. Photocopying or other duplication is not authorized. The design, layout, structure, formatting systems, and overall presentation of this Opinion of Value constitute proprietary intellectual property developed exclusively for Coldwell Banker Commercial Realty and are protected by applicable copyright and trade dress laws. No portion of this Opinion of Value’s design or organizational framework may be copied, adapted, rebranded, or used as a template or derivative work without prior written consent. 03.24.26

TABLE OF CONTENTS

02 PROPERTY SUMMARY

10 LOCATION OVERVIEW



COLDWELL BANKER
COMMERCIAL
REALTY



WWW.ERICSACKLER.COM

ERIC SACKLER
EricSackler@gmail.com
CalDRE #01057377
310.979.4990

SUSAN LAU
SusanLau@gmail.com
CalDRE #01516710
310.979.3960

PROPERTY SUMMARY

PRIME INDUSTRIAL BUILDING OFFERING IN NEAR DOWNTOWN LOS ANGELES

1338 E. WASHINGTON BLVD



SEE VIRTUAL WALK-THROUGH HERE




Positioned in a prime Central Los Angeles industrial pocket just minutes from Downtown, 1338 E. Washington Street offers a strategic opportunity for investors and owner-users alike. The property benefits from sustained tenant demand, convenient access to major freeways and distribution routes, and close proximity to DTLA's robust economic base—supporting both reliable income potential and long-term value growth in a tightly held market.

Address	1338 E. Washington Blvd Los Angeles, CA
Total BLDG SF approx	3,890 SF
Total LOT SF approx	5,170 SF
Clearance	17'
Loading	10' wide x 14' high
Parking	Fully Fenced and Gated
Electrical Service	250 amps, 240 volts
Construction	CTU
Year Built	1984
Zoning	LAM1
APN	5129-003-007
Sale Price	\$1,300,000
Price/SF	\$334.00

INTERIOR PHOTOS



EXTERIOR PHOTOS



LOCATION OVERVIEW






A PREMIER LOCATION OPPORTUNITY

A Prime Downtown Los Angeles Industrial Opportunity
 Located in the Boyle Heights submarket just east of Downtown Los Angeles, 1338 E. Washington Blvd offers a strategic opportunity for investors and owner-operators seeking well-positioned industrial space in a supply-constrained market. The property's central location provides excellent access to Downtown, major freeways, and key distribution corridors, making it ideal for warehousing, light manufacturing, last-mile logistics, and e-commerce operations.

The surrounding East LA submarket benefits from sustained demand driven by a dense population, strong workforce availability, and limited inventory of functional industrial buildings near the urban core. Businesses requiring rapid access to freeway networks, ports, and a large consumer base will find this location highly advantageous.

DEMOGRAPHICS

 POPULATION	1 MILE	2 MILE	3 MILE
Total	24,790	159,424	417,685
 HOUSEHOLDS	1 MILE	2 MILE	3 MILE
Total Households	5,757	56,786	136,716
Owner Households	1,136	7,519	17,460
Renter Households	4,187	47,857	114,796
 INCOME	1 MILE	2 MILE	3 MILE
Avg HH Income	\$59,137	\$81,324	\$69,732
Median HH Income	\$42,798	\$50,662	\$45,489

LOCATION HIGHLIGHTS

Central Los Angeles Location – Situated just minutes from Downtown Los Angeles and the Arts District, providing immediate access to a major employment hub and one of the region’s fastest-growing mixed-use neighborhoods.

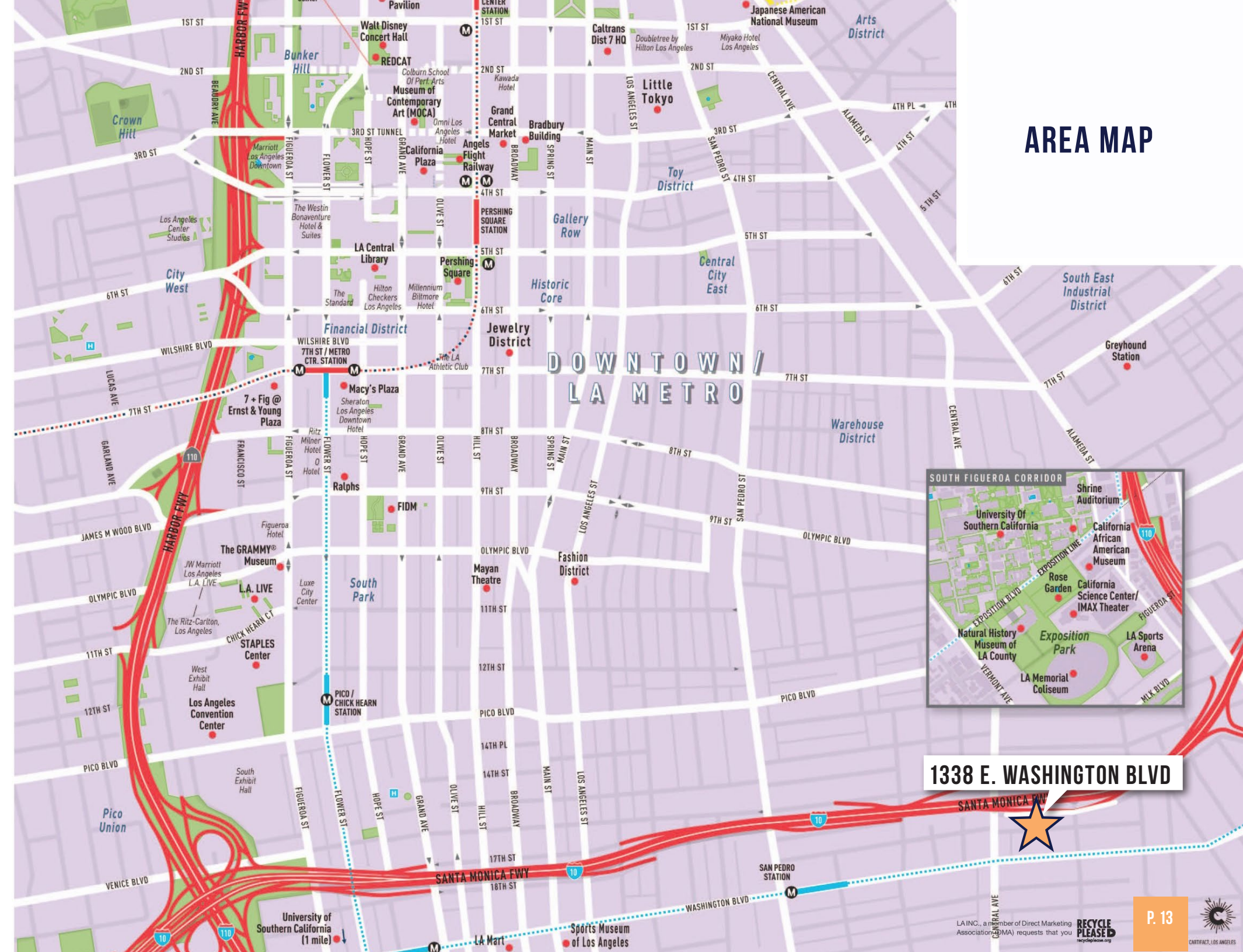

Excellent Freeway Access – Convenient access to the I-10, I-5, and US-101 Freeways, enabling efficient connectivity across Los Angeles and to key regional distribution routes.

Proximity to Major Logistics Hubs – Approximately 20–25 miles from the Ports of Los Angeles and Long Beach, and within close reach of LAX and major rail yards, supporting streamlined import/export and distribution operations.

High-Demand Infill Industrial Submarket – Central Los Angeles continues to experience low vacancy and strong rental growth, driven by limited new supply and sustained demand for well-located industrial assets.

Dense Population & Labor Pool – Located within one of the most densely populated regions in the country, offering immediate access to a large workforce and consumer base.

Established Industrial & Commercial Base – Surrounded by a diverse mix of industrial users, service businesses, and creative operators, supporting long-term tenant demand and economic resilience.



AREA MAP



1338 E. WASHINGTON BLVD





1338 E. WASHINGTON BLVD



**COLDWELL BANKER
COMMERCIAL
REALTY**



**ERIC SACKLER
& ASSOCIATES**

11661 San Vicente Blvd | Suite 1001 | Los Angeles, CA 90049

WWW.ERICSACKLER.COM

ERIC SACKLER

EricSackler@gmail.com
CalDRE #01057377
310.979.4990

SUSAN LAU

SusanLau@gmail.com
CalDRE #01516710
310.979.3960

**Call For More Information!
310.979.4990**