

280 N. MIDLAND
AVENUE
SADDLE BROOK, NJ

Zuckerberg's
Industrial Park

5,225 SF | BUILDING F

Warehouse /
Flex Space

Excellent
highway
access

Major
upgrades
throughout
park

Professionally
owned &
managed by

SITEX
GROUP








NAI James E. Hanson
COMMERCIAL REAL ESTATE SERVICES, WORLDWIDE

 For *more* information

Kenneth D. Lundberg, SIOR
Senior Vice President
201 488 5800 x138
klundberg@naihanson.com

Patrick Lennon
Senior Vice President
201 488 5800 x109
plennon@naihanson.com

Lorenzo Lambiase, MBA, CCIM
Vice President
201 488 5800 x176
llambiase@naihanson.com

FOLLOW US!      | NJ Offices: Teterboro | Parsippany | naihanson.com | Member of NAI Global with 325+ Offices Worldwide

The information contained herein has been obtained from sources considered to be reliable, but no guarantee of its accuracy is made by NAI James E. Hanson


Total Space
±5,225 SF



Warehouse
±4,079 SF

Office
1,146 SF

One (1)
Drive-in

Ceiling Height
12'2"



-  OFFICE
-  WAREHOUSE

At the Crossroads of Bergen County

Access building via N. Midland Ave
Click [HERE](#) for directions



GW Bridge
10.5 miles



Lincoln Tunnel
14.7 miles



Pulaski Skyway
18.0 miles



Holland Tunnel
18.8 miles



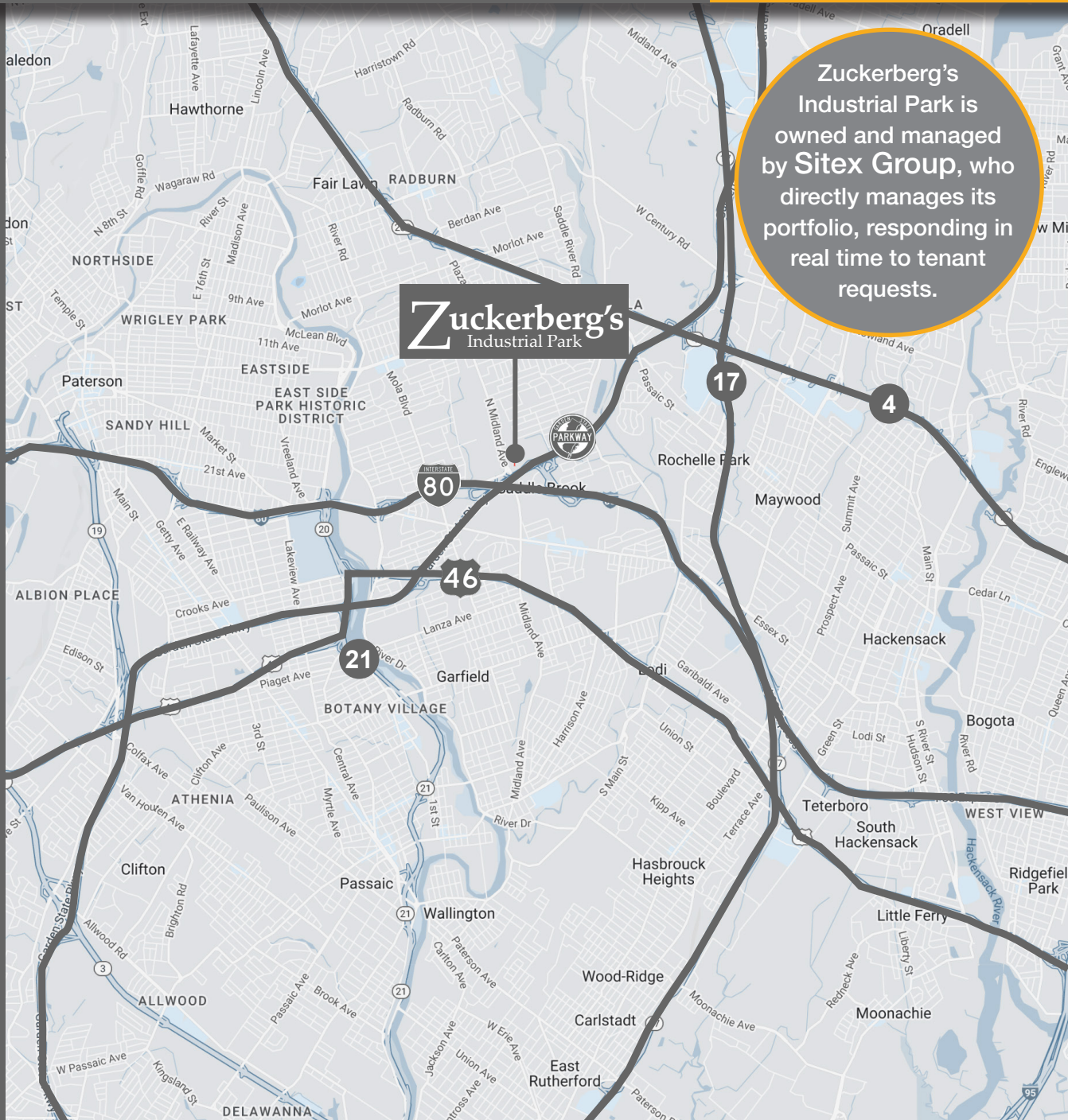
Mario Cuomo Bridge
22.4 miles



Newark Airport
23.7 miles



Port Newark
24.5 miles



For leasing information, call 201 488 5800

Ken Lundberg x138 / Pat Lennon x109 / Lorenzo Lambiase x176