

Specifications

**±20,685 SF
BUILDING SIZE**

**±17,200 SF
WAREHOUSE SPACE**

**16 Feet
CEILING HEIGHT**

**2
DRIVE-IN DOORS**

**Gas Suspended
HEAT**

**1 Acre of Parking
COMMENT**

**±1.86 AC (Block 404, Lots 9 & 11)
LOT ACREAGE**

**\$9 PSF NNN Lease
OFFERING**

**±3,485 SF
OFFICE SPACE**

**Wet
SPRINKLER SYSTEM**

**1 (Covered)
LOADING DOCKS**

**\$22,701.64
TAXES (2025)**

For additional property information or to arrange an inspection,
please contact the exclusive broker:

Juan Disla
Director
973.379.6644 x 226
JD@blauberg.com

FOR LEASE | 460-464 NORTH RANDOLPH AVENUE | CINNAMINSON, NJ




For additional property information or to arrange an inspection,
please contact the exclusive broker:

Juan Disla
Director
973.379.6644 x 226
JD@blauberg.com

The information contained herein has been obtained from sources considered to be reliable, but no guarantee of its accuracy is made by this company. In addition, no representation is made respecting zoning, condition of title, dimensions, or any matters of a legal or environmental nature. Such matters should be referred to legal counsel for determination. Terms and conditions are subject to change without prior notice. Subject to errors and omissions.



FOR LEASE | 460-464 NORTH RANDOLPH AVENUE | CINNAMINSON, NJ

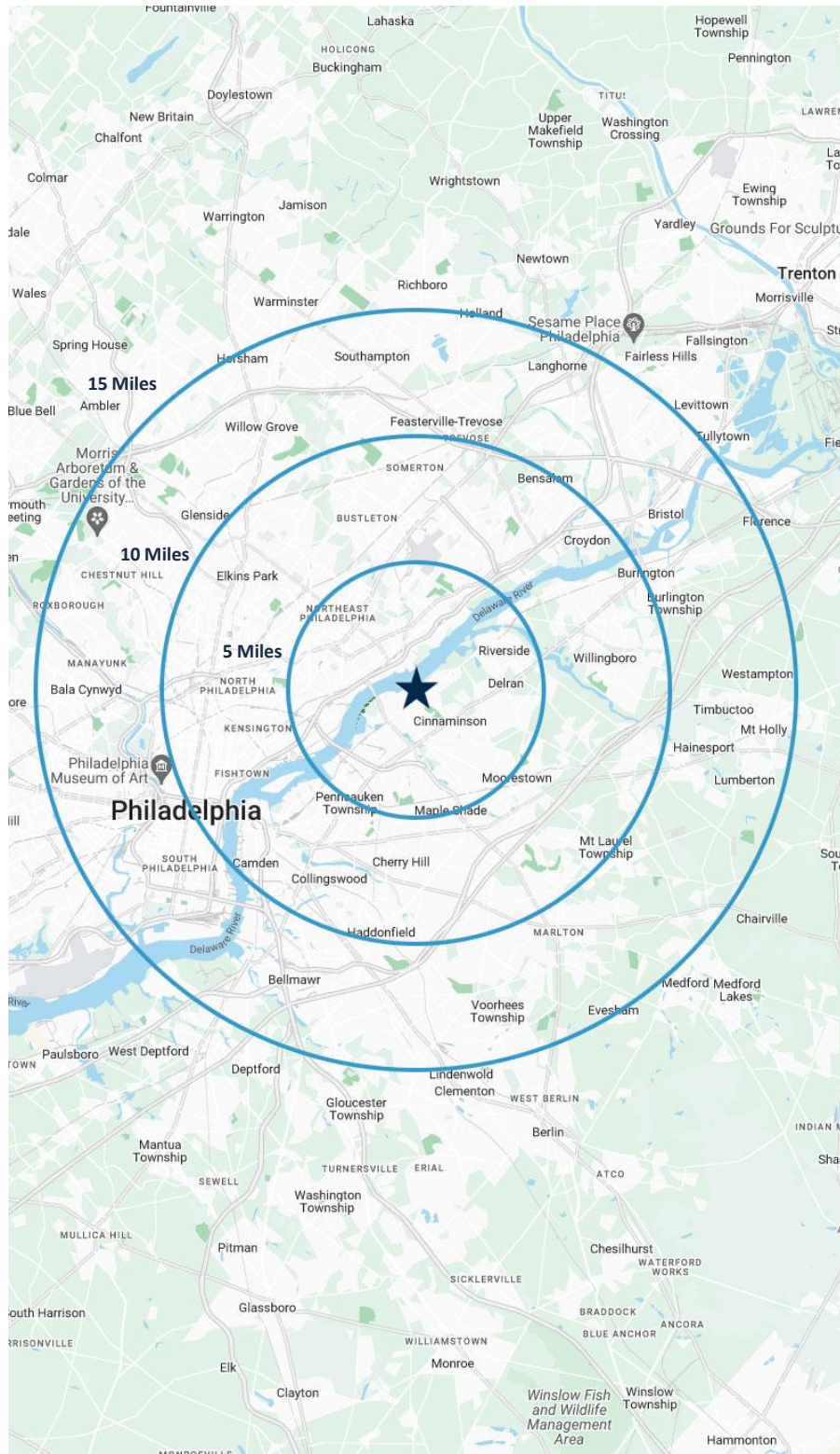


For additional property information or to arrange an inspection,
please contact the exclusive broker:

Juan Disla
Director
973.379.6644 x 226
JD@blauberg.com

The information contained herein has been obtained from sources considered to be reliable, but no guarantee of its accuracy is made by this company. In addition, no representation is made respecting zoning, condition of title, dimensions, or any matters of a legal or environmental nature. Such matters should be referred to legal counsel for determination. Terms and conditions are subject to change without prior notice. Subject to errors and omissions.





5 MILES

- Total Population: 416,542
- Households: 155,526
- Median Household Income: \$72,860
- Average Household Size: 2.6
- Transportation to Work: 203,825
- Labor Force: 329,195

10 MILES

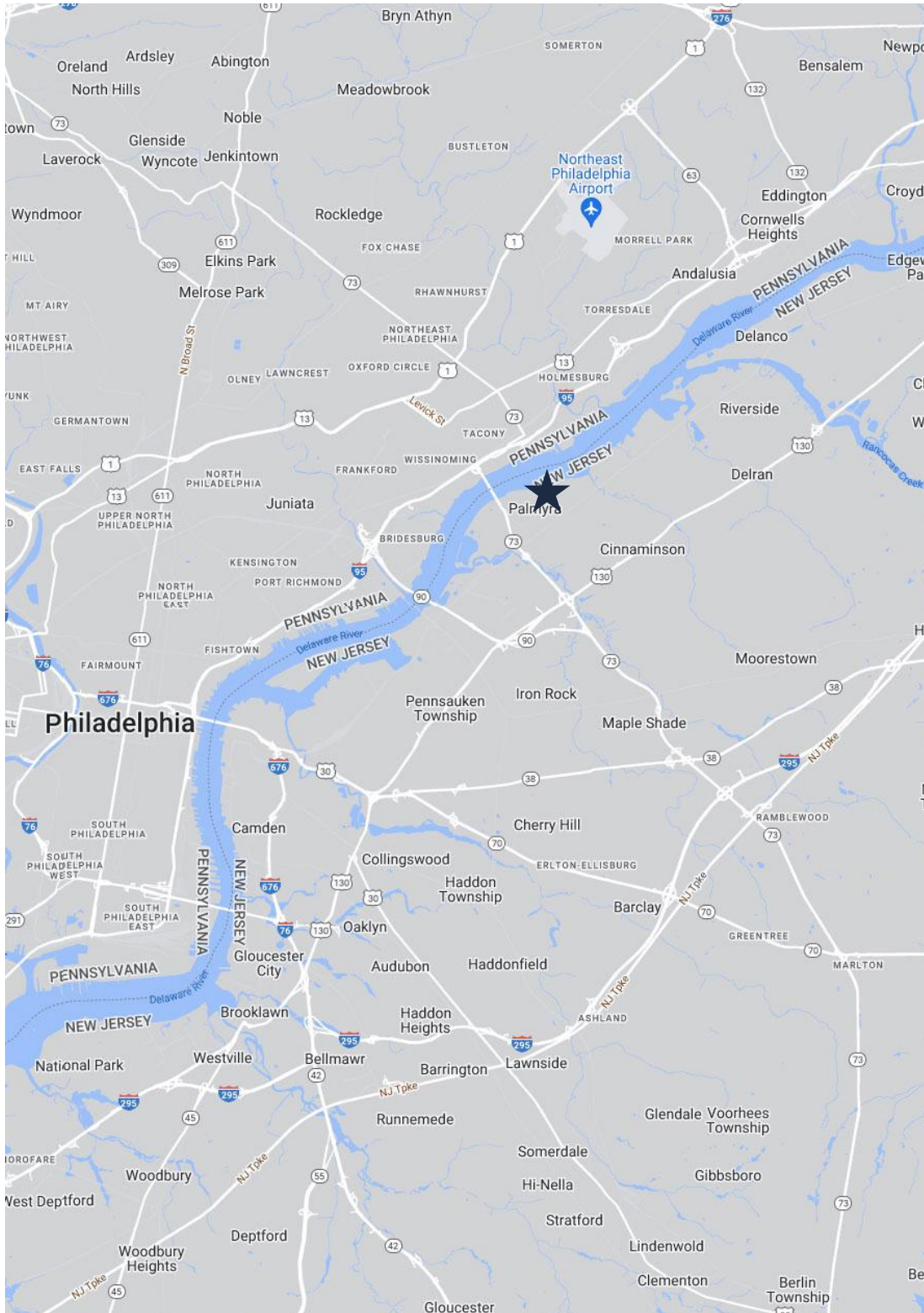
- Total Population: 1.76M
- Households: 706,471
- Median Household Income: \$77,440
- Average Household Size: 2.4
- Transportation to Work: 883,820
- Labor Force: 1.42M

15 MILES

- Total Population: 3.05M
- Households: 1.23M
- Median Household Income: \$82,717
- Average Household Size: 2.4
- Transportation to Work: 1.57M
- Labor Force: 2.48M

For additional property information or to arrange an inspection,
please contact the exclusive broker:

Juan Disla
Director
973.379.6644 x 226
JD@blauberg.com



ACCESSIBILITY



2.3 MI
US Hwy 130



22.5 MI
Philadelphia
Int'l Airport

For additional property information or to arrange an inspection,
please contact the exclusive broker:

Juan Disla
Director
973.379.6644 x 226
JD@blauberg.com