



PROJECT  
LOCATION

## AREA MAP



GALVESTON, COUNTY  
Hitchcock, Texas  
KEY MAP: 496 L

PROJECT  
LOCATION



## VICINITY MAP

## INDEX OF DRAWINGS

### ARCHITECTURAL

COVER SHEET	
<input type="checkbox"/> A0.01	DRAWING INDEX - KEY MAP - LEGEND - ABBREV
<input type="checkbox"/> A0.02	GENERAL NOTES & SPECIFICATIONS
<input type="checkbox"/> A1.00	EXTERIOR ELEVATIONS
<input type="checkbox"/> A1.01	FIRST FLOOR PLAN
<input type="checkbox"/> A1.02	SECOND FLOOR PLAN
<input type="checkbox"/> A1.03	ENLARGED LOBBY & LIVING QUARTERS
<input type="checkbox"/> A1.04	ENLARGED SECOND FLOOR LIVING QUARTERS
<input type="checkbox"/> A1.05	ENLARGED LAUNDRY
<input type="checkbox"/> A1.06	ROOF PLAN
<input type="checkbox"/> A1.07	ENLARGED GUESTROOMS - KING ADA
<input type="checkbox"/> A1.08	ENLARGED GUESTROOMS - KING
<input type="checkbox"/> A1.09	ENLARGED GUESTROOMS - DOUBLE QUEEN
<input type="checkbox"/> A1.10	ENLARGED GUESTROOMS - K- KITCHENETTE
<input type="checkbox"/> A1.11	ENLARGED GUESTROOMS - DQ- KITCHENETTE ADA
<input type="checkbox"/> A1.12	ENLARGED GUESTROOMS - DQ- ADA
<input type="checkbox"/> A1.13	ENLARGED GUESTROOMS - DQ- KITCHENETTE
<input type="checkbox"/> A1.14	ENLARGED GUESTROOMS - K- KITCHENETTE EXT.
<input type="checkbox"/> A2.00	BUILDING SECTIONS & DETAILS
<input type="checkbox"/> A2.01	CANOPY SECTIONS & DETAILS
<input type="checkbox"/> A2.02	PARTITION TYPES AND DETAILS
<input type="checkbox"/> A2.03	STAIRCASE & MISCELLANEOUS DETAILS
<input type="checkbox"/> A3.00	DOORS / WINDOWS SCHEDULES AND DETAILS
<input type="checkbox"/> UL - 1	UL DETAILS - 1 OF 3
<input type="checkbox"/> UL - 2	UL DETAILS - 2 OF 3
<input type="checkbox"/> UL - 3	UL DETAILS - 3 OF 3
<input type="checkbox"/> TAS-1	TEXAS ACCESSIBILITY STANDARDS - 1 OF 2
<input type="checkbox"/> TAS-2	TEXAS ACCESSIBILITY STANDARDS - 2 OF 2

### MECHANICAL

<input type="checkbox"/> M-1	HVAC - FIRST FLOOR PLAN
<input type="checkbox"/> M-2	HVAC - SECOND FLOOR PLAN
<input type="checkbox"/> M-3	HVAC - DETAILS & NOTES
<input type="checkbox"/> M-4	HVAC - SCHEDULE

### ELECTRICAL

<input type="checkbox"/> E-1	ELECTRICAL - FIRST FLOOR PLAN
<input type="checkbox"/> E-2	ELECTRICAL - SECOND FLOOR PLAN
<input type="checkbox"/> E-3	ELECTRICAL - ENLARGED OFFICE/LOBBY & MANAGER QUARTER
<input type="checkbox"/> E-4	ELECTRICAL - ENLARGED LAUNDRY FLOOR PLAN

DEFERRED SUBMITTAL: SMOKE ALARMS, SIGNAGE, SPRINKLER AND FIRE ALARMS SHALL BE SUBMITTED AND PERMITTED SEPARATELY WITH THE CITY OF HOUSTON, PRIOR TO THEIR INSTALLATION.

## ABBREVIATIONS

A/C	AIR CONDITIONING	REF	REFER / REFERENCE
AFF	ABOVE FINISHED FLOOR	RO	ROUGH OPENING
APPR	APPROVED	SCH	SCHEDULE
BD	BOARD	SIM	SIMILAR
BP	BASE PLATE	SL	SLOPE
CL	CENTERLINE or CLOSET	SQ	SQUARE
CMU	CONCRETE MASONARY UNIT	SW	SAMPLING WELL
CONC	CONCRETE	TC	TOP OF CURB
EL	ELEVATION	TOS	TOP OF STEEL
EP	EDGE OF PAVEMENT	TYP	TYPICAL
EQ	EQUAL		
FD	FLOOR DRAIN		
FF	FINISHED FLOOR		
FS	FLOOR SINK		
GT	GREASE TRAP		
GYP	GYPSUM		
HC	HANDICAPP		
INV	INVERT		
NG	NATURAL GROUND		
PLYWD	PLYWOOD		
PVMT	PAVEMENT		

## LEGEND

	INTERIOR ELEVATION
	BUILDING SECTION
	DETAIL NUMBER
	SHEET NUMBER
	WALL SECTION
	WINDOW SCHEDULE
	DOOR SCHEDULE

## PROJECT INFORMATION

### CODES:

BUILDING CODE:	2012 INTERNATIONAL BUILDING CODE -
MECHANICAL CODE:	2012 UNIFORM MECHANICAL CODE -
PLUMBING CODE:	2012 UNIFORM PLUMBING CODE -
ELECTRIC CODE:	2014 NATIONAL ELECTRICAL CODE -
FIRE CODE:	2012 INTERNATIONAL FIRE CODE -
ENERGY CODE:	2009 INT ENERGY & CONSERVATION CODE/ASHRAE 90.1 - 2007 -

2012 TEXAS ACCESSIBILITY STANDARDS OF THE ARCHITECTURAL BARRIERS ACT, ARTICLE 9.02, TEXAS CIVIL STATUTES & CH.11, IBC (ICC/ANSI A-117.1)

### BUILDING DESCRIPTION:

A TWO STORY WOOD FRAME STRUCTURE WITH WOOD TRUSS ATTIC-ROOF. BUILDING TO BE EQUIPPED THROUGH-OUT WITH AN AUTOMATIC FIRE SPRINKLER SYSTEM, SMOKE DETECTORS AND ALARMS. THE BUILDING IS TO BE USED FOR TRANSITORY GUESTROOMS, REGISTRATION OFFICES, EMPLOYEE AREAS, MANAGEMENT LIVING QUARTERS, LAUNDRY, AND ELECTRICAL ROOM. NON SEPARATED MIXED USED (R1 AND R2)

AUTO FIRE SPRINKLER:  
NFPA 13-R SPRINKLER IS TO BE PROVIDED. ATTIC IS SPRINKLED, FIRST FLOOR AND SECOND FLOOR, ALL HABITUAL SPACES ARE SPRINKLED. PERMITTED SEPARATELY BY FIRE SPRINKLER CONTRACTOR.

### BUILDING DATA:

CRITERIA	CODE PROVISIONS
OCCUPANCY	GROUP R, RESIDENTIAL R-1, MOTEL Residential occupancy where occupants are primarily transient in nature
TYPE OF CONSTRUCTION	TYPE V, 1 HOUR, SPRINKLED
NUMBER OF STORIES	2 STORY, WOOD FRAME STRUCTURE
CANOPY	
ROOM COUNT	
GUESTROOMS	12 K 1 K-ADA 1 K-HI 2 DQ 4 KK 1 DQK-ADA 7 DQK 1 DQ-ADA KING KING WHEELCHAIR ACCESSIBLE KING HEARING IMPAIRED DOUBLE QUEEN KING KITCHENETTE DOUBLE QUEEN KITCHENETTE ADA DOUBLE QUEEN KITCHENETTE DOUBLE QUEEN ADA
	29 TOTAL UNITS
DWELLING UNITS	1 MANAGER QUARTER -3 BEDROOMS 2 MANAGER QUARTERS - 1 BEDROOMS 3 DWELLING UNITS
SQUARE FOOTAGE	9,951.53 SQ FT FIRST FLOOR 9,517.90 SQ FT SECOND FLOOR 19,469.43 SQ FT TOTAL
(TOTAL A/C SPACE	7982.17 SQ FT 1ST FLOOR
15720.78 SQ FT)	7738.61 SQ FT 2ND FLOOR
(TOTAL NON-AC SPACE	3748.68 SQ FT WALKWAY
4,637.32 SQ FT)	891.67 SQ FT CANOPY

### ADA COMPLIANT UNITS

MOBILITY, VISUALLY & HEARING IMPAIRED UNITS	
KING UNIT - 1ST FLOOR	= 2
DOUBLE QUEEN UNIT - 1ST FLOOR	= 1
VISUALLY & HEARING IMPAIRED UNITS	= 1

### PARKING DATA

ADA COMPLIANT VAN MOBILITY IMPAIRED PARKING	= 1
MOBILITY IMPAIRED PARKING	= 1
STANDARD PARKING	= 34
TOTAL PARKING	= 36


### FIRE PROTECTION REQUIREMENTS:

BUILDING ELEMENT	FIRE RATING/ ACCESS OPENING
EXTERIOR BEARING WALLS	1 HOUR
EXTERIOR NON-BEARING WALLS	1 HOUR
INTERIOR BEARING WALLS	1 HOUR
COLUMNS	1 HOUR
BEAMS, GIRDERS, ETC.	1 HOUR
FLOORS AND FLOOR/CEILING	1 HOUR
ROOF AND ROOF/CEILING	1 HOUR
STAIRWAYS, ACCESS&TERMINATION ROOMS	1 HOUR/1HOUR OPENING
CORRIDOR ENCLOSURE	1 HOUR/20 MIN OPENING
ELEVATORS, LAUNDRY CHUTE & TOILET EXHAUSTS	2 HOUR/1 1/2 HR OPENING
OCCUPANCY SEPARATION	1 HOUR

### DESIGN TEAM


DESIGN FIRM	SURVEY FIRM
PARAGAN SOLUTIONS LLC	GREENLEAF LAND SURVEYS, LLC
14022 HEMPSTEAD RD.	10900 NORTHWEST FWY
HOUSTON, TX 77040	SUITE# 129
TEL: (713) 999-1919	HOUSTON, TEXAS, 77092
FAX: (281) 667- 3505	TEL: (832) 668-5003

NOTE: ROOF & FLOOR TRUSSES WILL BE PERMITTED SEPERATELY



10/25/2019

SCOTTISH INNS & SUITES  
9002 HWY 6  
HITCHCOCK, TX 77563  
DRAWING INDEX - KEY MAP  
LEGEND - ABBREV



14022 HEMPSTEAD RD.  
HOUSTON, TX 77040  
TEL: (713) 999-1919  
FAX: (281) 667-3505  
info@paragansolutions.com

THIS DRAWING IS THE EXCLUSIVE PROPERTY OF PARAGAN SOLUTIONS, LLC.		
IT IS NOT TO BE REPRODUCED, COPIED OR ALTERED IN WHOLE OR ANY PART. THIS DRAWING IS NOT TO BE USED FOR ANY PURPOSE WITHOUT THE WRITTEN APPROVAL OF PARAGAN SOLUTIONS, LLC.		
THIS DRAWING MAY NOT BE REUSED OR TRANSFERRED TO ANY OTHER CONSULTING OR ARCHITECTURAL FIRM WITHOUT THE WRITTEN CONSENT OF PARAGAN SOLUTIONS, LLC.		
REV	DATE	DESCRIPTION

DRAWN	DESIGN	JOB NUMBER
NDS	LK	1811
DATE	SHEET NO.	
DECEMBER 2018	A0.01	
SCALE		
N/A		