








Pride Parkway & Sawmill Drive, Taylor Mill, KY 41015

PROPERTY HIGHLIGHTS

-  Central Location in the Taylor Mill Retail Corridor
-  1/4 Mile from I-275 Interchange
-  Signalized Corner with Easy Access and Clear Visibility to Pride Parkway
-  Growing Commercial Corridor, Close to Remke, McDonald's, UDF, PNC, St. Elizabeth MOB, and Many More
-  Traffic Counts: 18,682 ADT Pride Parkway

DEMOGRAPHICS

<u>Year 2024</u>	<u>One Mile</u>	<u>Three Mile</u>	<u>Five Mile</u>
Estimated Population	4,194	40,353	151,427
Median Income	\$75,648	\$77,750	\$80,369
Average HH Income	\$94,810	\$101,318	\$107,229
Daytime Population	1,434	17,473	51,757



[CLICK HERE](#) TO VIEW OUR OTHER LISTINGS!

Jeffrey J. Smith
jeff@onsiteretailgroup.com
513.924.5262

Andrew R. Feinblatt
andrew@onsiteretailgroup.com
513.268.4456

Fort Wright

Covington



Edgewood

Taylor Mill



Jeffrey J. Smith
jeff@onsiteretailgroup.com
513.924.5262

Andrew R. Feinblatt
andrew@onsiteretailgroup.com
513.268.4456

PRIDE PKWY & SAWMILL DR
Taylor Mill, KY 41015





Jeffrey J. Smith
jeff@onsiteretailgroup.com
513.924.5262

Andrew R. Feinblatt
andrew@onsiteretailgroup.com
513.268.4456

PRIDE PKWY & SAWMILL DR
Taylor Mill, KY 41015

OnSite
Retail Group



Jeffrey J. Smith
jeff@onsiteretailgroup.com
513.924.5262

Andrew R. Feinblatt
andrew@onsiteretailgroup.com
513.268.4456

PRIDE PKWY & SAWMILL DR
Taylor Mill, KY 41015

OnSite
Retail Group

©2022 Sites USA. All Rights Reserved. 480-491-1112. www.sitesusa.com. This map was produced using data from private and government sources deemed to be reliable. The information herein is provided without representation or warranty. Logos are for identification purposes only and may be trademarks of their respective companies.

The information herein is produced using data from private and government sources deemed to be reliable and is provided without representation or warranty. Logos are for identification purposes only and may be trademarks of their respective companies. © 2025 OnSite Retail Group, LLC All Rights Reserved.

Summary Profile

2010-2020 Census, 2024 Estimates with 2029 Projections
Calculated using Weighted Block Centroid from Block Groups



Lat/Lon: 39.016/-84.5104

Taylor Mill, KY 41015	1 mi radius	3 mi radius	5 mi radius
Population			
2024 Estimated Population	4,194	40,353	151,427
2029 Projected Population	4,325	40,605	153,132
2020 Census Population	4,378	41,129	148,706
2010 Census Population	3,952	40,215	143,984
Projected Annual Growth 2024 to 2029	0.6%	0.1%	0.2%
Historical Annual Growth 2010 to 2024	0.4%	-	0.4%
2024 Median Age	38.3	37.9	37.4
Households			
2024 Estimated Households	1,816	17,179	64,008
2029 Projected Households	1,881	17,362	65,087
2020 Census Households	1,802	16,873	61,422
2010 Census Households	1,582	16,048	57,834
Projected Annual Growth 2024 to 2029	0.7%	0.2%	0.3%
Historical Annual Growth 2010 to 2024	1.1%	0.5%	0.8%
Race and Ethnicity			
2024 Estimated White	90.3%	88.6%	87.1%
2024 Estimated Black or African American	3.3%	5.5%	6.0%
2024 Estimated Asian or Pacific Islander	1.9%	1.3%	1.5%
2024 Estimated American Indian or Native Alaskan	0.2%	0.1%	0.2%
2024 Estimated Other Races	4.4%	4.4%	5.3%
2024 Estimated Hispanic	2.9%	3.0%	4.3%
Income			
2024 Estimated Average Household Income	\$94,810	\$101,318	\$107,229
2024 Estimated Median Household Income	\$75,648	\$77,750	\$80,369
2024 Estimated Per Capita Income	\$41,046	\$43,307	\$45,486
Education (Age 25+)			
2024 Estimated Elementary (Grade Level 0 to 8)	2.4%	2.3%	2.8%
2024 Estimated Some High School (Grade Level 9 to 11)	6.7%	5.1%	4.5%
2024 Estimated High School Graduate	33.3%	28.6%	26.2%
2024 Estimated Some College	13.9%	19.2%	18.0%
2024 Estimated Associates Degree Only	7.4%	8.4%	8.5%
2024 Estimated Bachelors Degree Only	23.4%	23.4%	24.9%
2024 Estimated Graduate Degree	13.0%	13.1%	15.0%
Business			
2024 Estimated Total Businesses	100	1,312	5,183
2024 Estimated Total Employees	1,434	17,473	51,757
2024 Estimated Employee Population per Business	14.3	13.3	10.0
2024 Estimated Residential Population per Business	41.9	30.8	29.2