


THE CHASE PARK PLAZA ROYAL SONESTA

212 N. KINGSHIGHWAY BLVD


ST. LOUIS, MO

2,597 SF RETAIL
SPACE AVAILABLE

TAKE A
360°
VIRTUAL TOUR



LOCATION.
commercial real estate

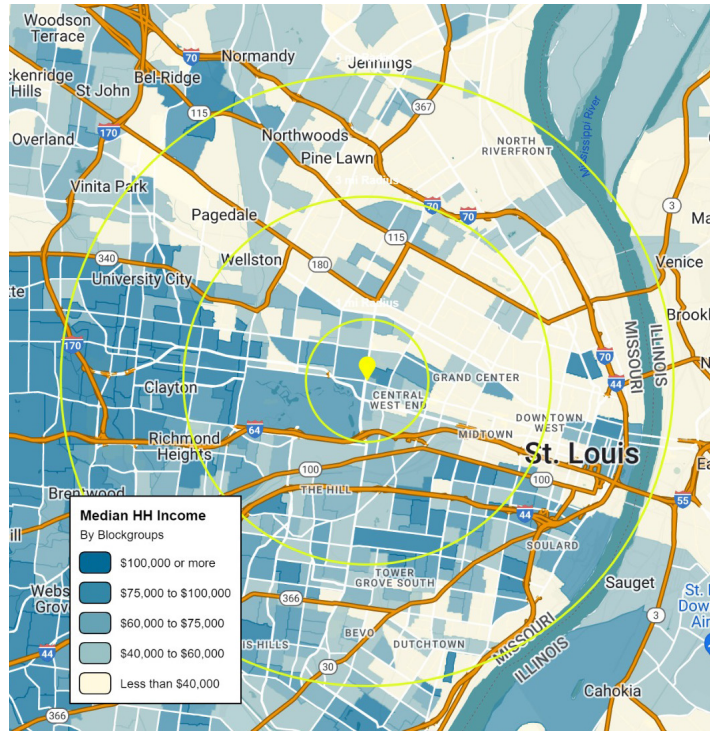


WHY
THE
CENTRAL
WEST END?



ST. LOUIS' CENTRAL WEST END, A BUSTLING MIXED-USE DISTRICT LOCATED ON THE EASTERN EDGE OF THE CITY'S EVER-POPULAR FOREST PARK, IS INCREDIBLY WALKABLE AND OFFERS VISITORS A VARIETY OF AMENITIES AND ATTRACTIONS TO SUIT ANY TASTE. UPGRADE DINING OR COZY COFFEEHOUSE? ANTIQUE SHOP OR CONTEMPORARY BOUTIQUE? WORLD-CLASS ART GALLERY OR LOCAL LIVE MUSIC SHOW? YOU'LL FIND IT ALL HERE — NESTLED AMONG EYE-CATCHING PUBLIC ARTWORK AND STUNNING TURN-OF-THE-CENTURY HOMES.

CENTRAL WEST END - NEIGHBORHOOD VIBE



ANNUAL DEMOGRAPHICS

POPULATION	1 MI	3 MI	5 MI
	19,266	133,563	352,024
HOUSEHOLDS	1 MI	3 MI	5 MI
	11,806	62,814	166,347
AVG HH INCOME	1 MI	3 MI	5 MI
	\$101,787	\$93,639	\$100,016

Perched on the eastern edge of Forest Park and over a century old, the chic Central West End is full of charming sidewalk cafés, galleries, antique shops, restaurants, boutiques and pubs. It's a little European, a little New York and totally St. Louis.

The CWE is the perfect place to relax and people-watch after exploring the neighborhood's popular visitor attractions. Adjacent to the commercial district, tree-lined streets with stately turn-of-the-century homes distinguish the area. Look for the family apartment of playwright Tennessee Williams, said to be the setting of his play *The Glass Menagerie*. The breathtaking Cathedral Basilica of Saint Louis, housing the world's largest collection of mosaic art, anchors this exciting neighborhood. The World Chess Hall of Fame, home of the world's largest chess piece, also has its roots set in the CWE. It regularly plays host to the top chess players in the world and major national and international competitions. Annual events include a popular house tour in the spring, the Central West End Art Fair & Taste Festival in June, a Greek Festival during Labor Day weekend and Halloween festivities in October.




CENTRAL WEST END RESTAURANTS & RETAILERS INCLUDE:



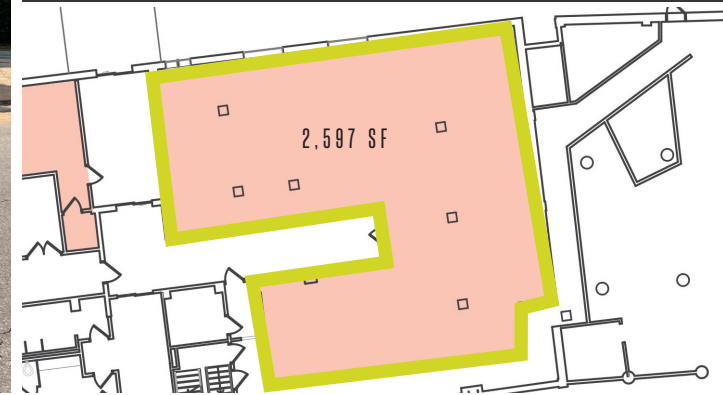
THE INFORMATION IN THIS FLYER HAS BEEN OBTAINED FROM SOURCES BELIEVED RELIABLE. WHILE WE DO NOT DOUBT ITS ACCURACY, WE HAVE NOT VERIFIED IT AND MAKE NO GUARANTEE ABOUT IT. IT IS YOUR RESPONSIBILITY TO INDEPENDENTLY CONFIRM ITS ACCURACY AND COMPLETENESS. ANY PROJECTIONS, OPINIONS, ASSUMPTIONS OR ESTIMATES USED ARE FOR EXAMPLE ONLY AND DO NOT REPRESENT THE CURRENT OR FUTURE PERFORMANCE OF THE PROPERTY. THE VALUE OF THIS TRANSACTION TO YOU DEPENDS ON TAX AND OTHER FACTORS WHICH SHOULD BE EVALUATED BY YOUR TAX, FINANCIAL AND LEGAL ADVISORS. YOU AND YOUR ADVISORS SHOULD CONDUCT A CAREFUL, INDEPENDENT INVESTIGATION OF THE PROPERTY TO DETERMINE TO YOUR SATISFACTION THE SUITABILITY OF THE PROPERTY FOR YOUR NEEDS.

CHASE PARK PLAZA | ST. LOUIS, MO

SITE PLAN & DETAILS



- 2,597 SF
- **SHOWCASE VISIBILITY ON MARYLAND AVENUE**
- **FORMER SALON**
- **SUPER DENSE DAYTIME POPULATION AND SURROUNDING RESIDENTIAL POPULATION**



SCOTT BITNEY

IAN SILBERMAN

BEN WEIS

314.818.1550 (OFFICE)
314.276.4673 (MOBILE)
scott@LocationCRE.com

314.818.1560 (DIRECT)
314.409.9904 (MOBILE)
ian@LocationCRE.com

314.818.1563 (DIRECT)
314.629.6532 (MOBILE)
ben@LocationCRE.com

The Chase Park Plaza

ROYAL SONESTA HOTEL



THE INFORMATION IN THIS FLYER HAS BEEN OBTAINED FROM SOURCES BELIEVED RELIABLE. WHILE WE DO NOT DOUBT ITS ACCURACY, WE HAVE NOT VERIFIED IT AND MAKE NO GUARANTEE ABOUT IT. IT IS YOUR RESPONSIBILITY TO INDEPENDENTLY CONFIRM ITS ACCURACY AND COMPLETENESS. ANY PROJECTIONS, OPINIONS, ASSUMPTIONS OR ESTIMATES USED ARE FOR EXAMPLE ONLY AND DO NOT REPRESENT THE CURRENT OR FUTURE PERFORMANCE OF THE PROPERTY. THE VALUE OF THIS TRANSACTION TO YOU DEPENDS ON TAX AND OTHER FACTORS WHICH SHOULD BE EVALUATED BY YOUR TAX, FINANCIAL AND LEGAL ADVISORS. YOU AND YOUR ADVISORS SHOULD CONDUCT A CAREFUL, INDEPENDENT INVESTIGATION OF THE PROPERTY TO DETERMINE TO YOUR SATISFACTION THE SUITABILITY OF THE PROPERTY FOR YOUR NEEDS.



FOREST PARK
13M ANNUAL VISITORS

35,837 (2022) Kingshighway Blvd

The Chase Park Plaza
ROYAL SONESTA HOTEL

The Preston | *Chase Club* | *FENDERLOIN ROOM*

Lindell Blvd 9,466 (2022)

Euclid Ave

CITIZEN PARK
217 UNITS

Orangetheory FITNESS
Yellowbelly
PLNK | STL

SCOTT BITNEY
314.818.1550 (OFFICE)
314.276.4673 (MOBILE)
scott@LocationCRE.com

IAN SILBERMAN
314.818.1560 (DIRECT)
314.409.9904 (MOBILE)
ian@LocationCRE.com

BEN WEIS
314.818.1563 (DIRECT)
314.629.6532 (MOBILE)
ben@LocationCRE.com

The Chase Park Plaza
ROYAL SONESTA HOTEL



THE INFORMATION IN THIS FLYER HAS BEEN OBTAINED FROM SOURCES BELIEVED RELIABLE. WHILE WE DO NOT DOUBT ITS ACCURACY, WE HAVE NOT VERIFIED IT AND MAKE NO GUARANTEE ABOUT IT. IT IS YOUR RESPONSIBILITY TO INDEPENDENTLY CONFIRM ITS ACCURACY AND COMPLETENESS. ANY PROJECTIONS, OPINIONS, ASSUMPTIONS OR ESTIMATES USED ARE FOR EXAMPLE ONLY AND DO NOT REPRESENT THE CURRENT OR FUTURE PERFORMANCE OF THE PROPERTY. THE VALUE OF THIS TRANSACTION TO YOU DEPENDS ON TAX AND OTHER FACTORS WHICH SHOULD BE EVALUATED BY YOUR TAX, FINANCIAL AND LEGAL ADVISORS. YOU AND YOUR ADVISORS SHOULD CONDUCT A CAREFUL, INDEPENDENT INVESTIGATION OF THE PROPERTY TO DETERMINE TO YOUR SATISFACTION THE SUITABILITY OF THE PROPERTY FOR YOUR NEEDS.