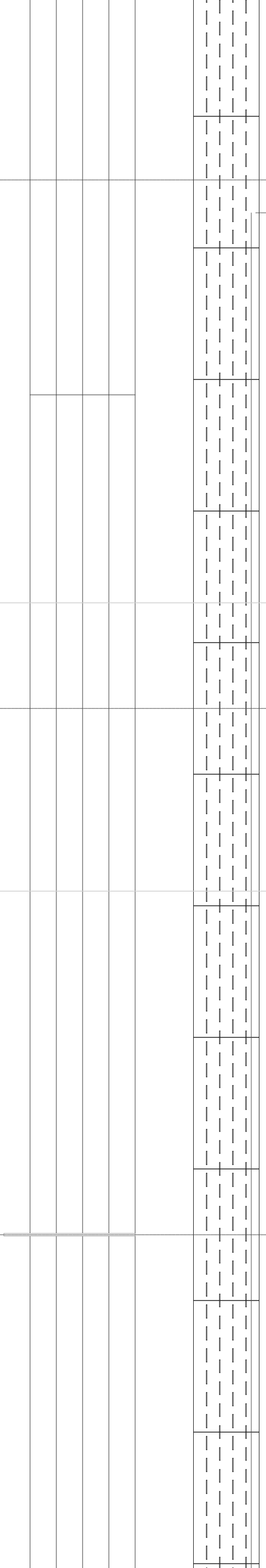
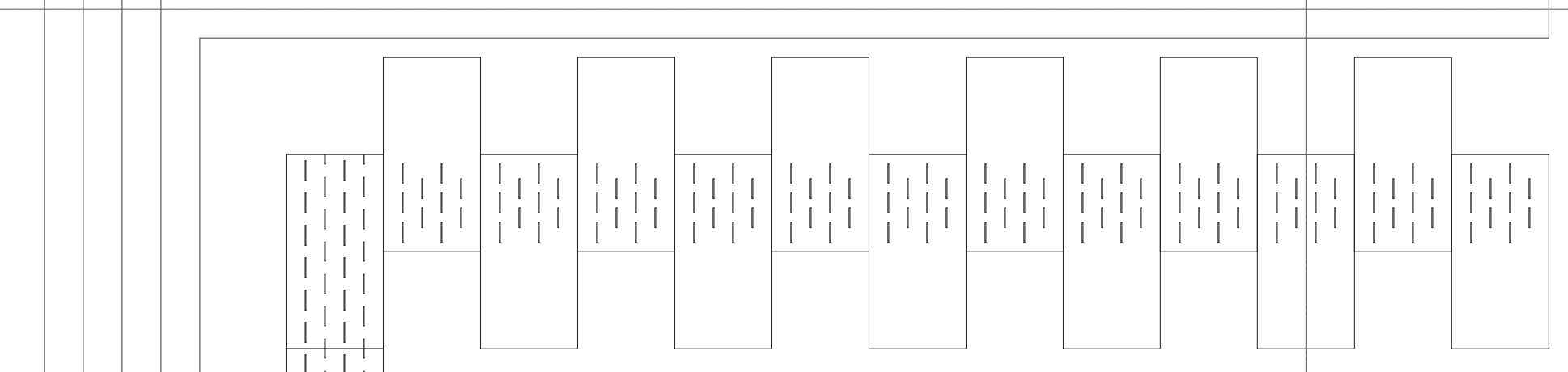



A
21'-7 1/2"
B
16'-2"
C
20'-1"
D
20'-0"
E
20'-0"

2
A-301
1
A-301



H

H

H

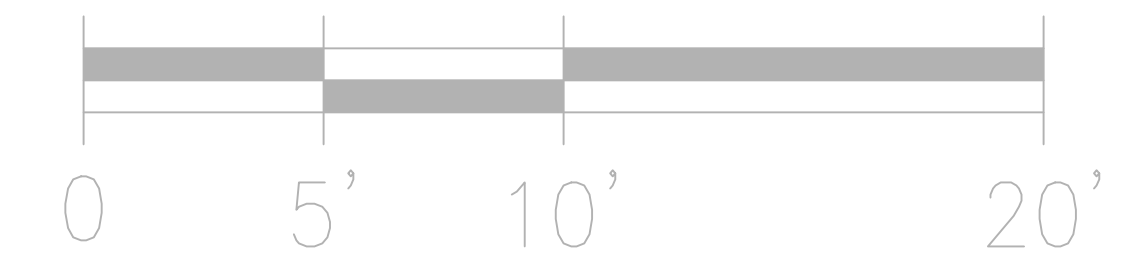
H

H


H

FUTURE TENANT
101

64.49 NAVD



277 PARK AVENUE LEVEL FLOOR PLAN
1/4" = 1'-0"



101A

101C
NORTH
TENANT
VESTIBULE
101A

101B

ELEC
PANELS
101B

101D

ADA RAMP
103R

UP

100A

PARK AVE
LOBBY

64.38 NAVD

2' - 6" FF

RECEPTION 1
100A

21'-3"

101E

UP