

Parcel
REAL ESTATE

**MARKETPLACE
SHOPPING
CENTER
SUITE - 114**

110 2nd St S, Waite Park, MN



Sam Johnson

Commercial Broker

C: 320-420-1177

E: sam@parcel.properties

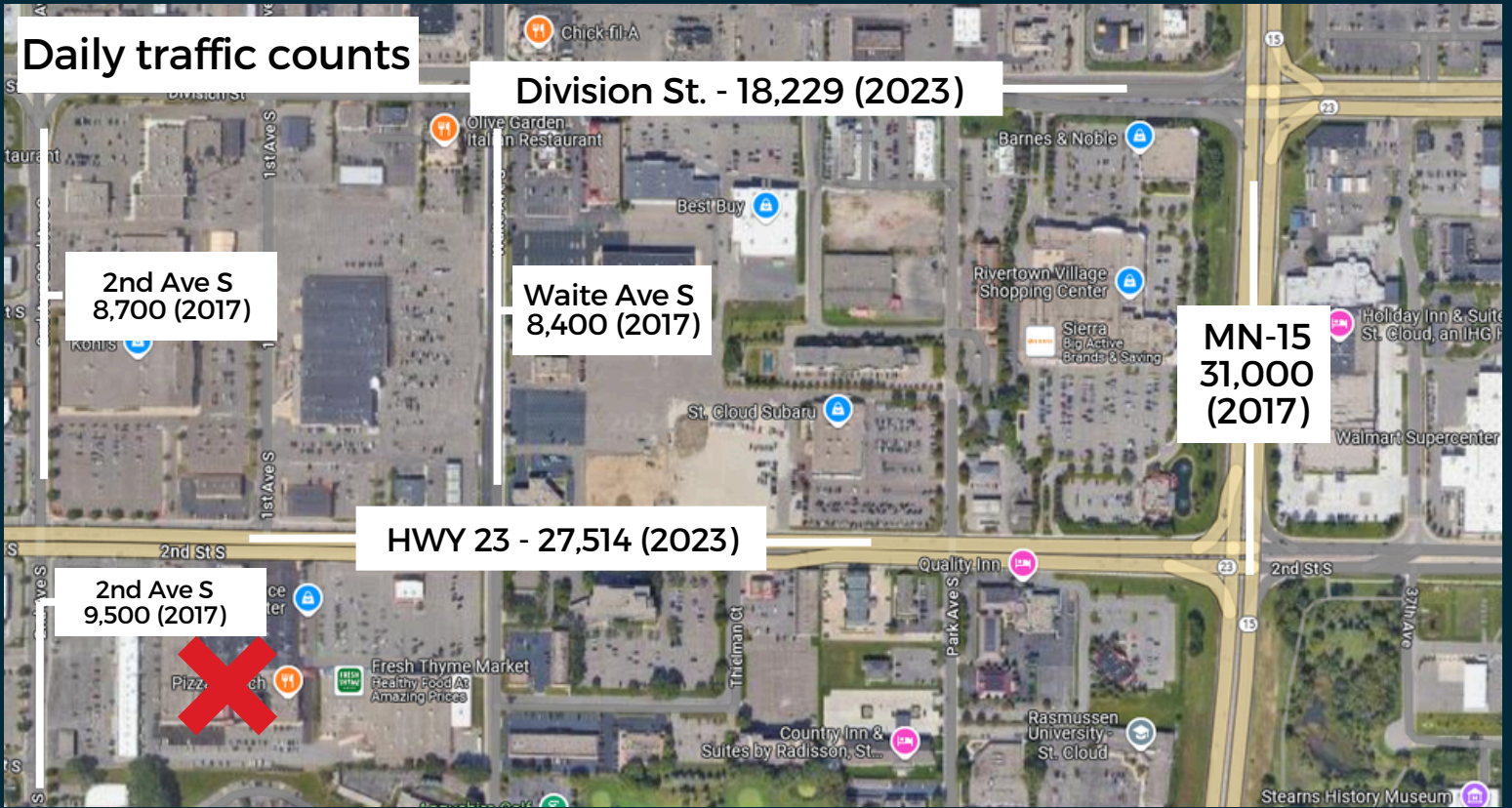
Tanner Nordlund

Commercial Agent


C: 320-828-0395

E: tanner@parcel.properties

Excellent location



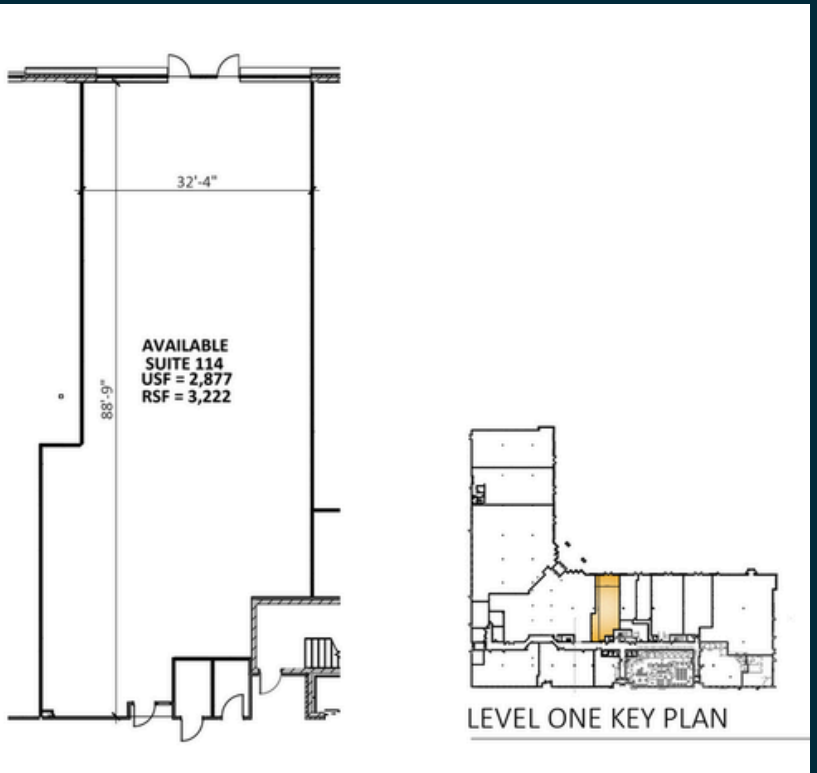
Suite: 114



Rate: Negotiable

Size: 3,228 sf

Terms: NNN



Parcel
REAL ESTATE

Sam Johnson

Commercial Broker
C: 320-420-1177

E: sam@parcel.properties

Tanner Nordlund

Commercial Agent
C: 320-8280-395

E: tanner@parcel.properties

Aerials



Demographics

Location Facts & Demographics

Demographics are determined by a 10 minute drive from 101 2nd St S, Waite Park, MN 56387



CITY, STATE
Waite Park, MN

POPULATION
67,101

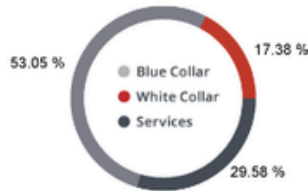
AVG. HH SIZE
2.42

MEDIAN HH INCOME
\$49,733

HOME OWNERSHIP

Renters:	11,088
Owners:	15,532

EMPLOYMENT



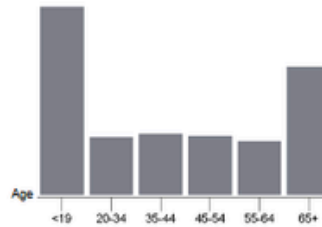
54.64 % Employed
1.99 % Unemployed

EDUCATION

High School Grad:	27.49 %
Some College:	25.21 %
Associates:	8.42 %
Bachelors:	30.96 %

GENDER & AGE

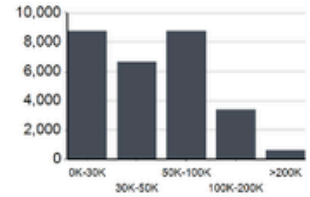
49.43 % Male **50.57 %** Female



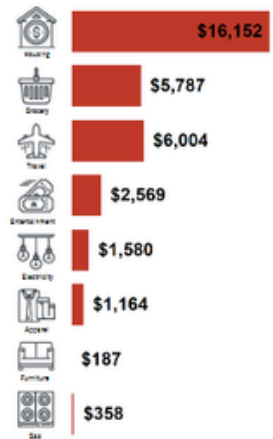
RACE & ETHNICITY

White:	79.56 %
Asian:	2.43 %
Native American:	0.11 %
Pacific Islanders:	0.00 %
African-American:	6.45 %
Hispanic:	5.51 %
Two or More Races:	5.94 %

INCOME BY HOUSEHOLD

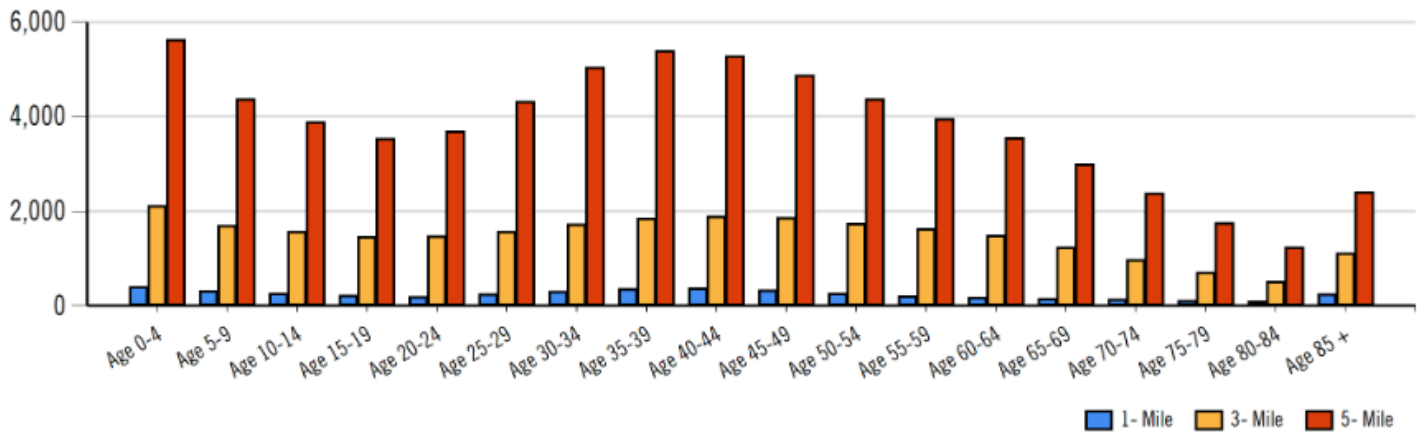


HH SPENDING



This information supplied herein is from sources we believe reliable. It is provided without any representation, warranty or guarantee, expressed or implied as to its accuracy. Prospective Buyer of Transaction should conduct an independent investigation and verification of all matters deemed to be material, including, but not limited to, existence of liens and encumbrances. Consult your attorney, accountant, or other professional advisor.

Population by Distance and Age (2020)



Sam Johnson

Commercial Broker

C: 320-420-1177

E: sam@parcel.properties

Tanner Nordlund

Commercial Agent

C: 320-8280-395

E: tanner@parcel.properties

Parcel
REAL ESTATE

**Thank
You!**

**Let's Get
In Touch**

Contact us:

sam@parcel.properties
320-420-1177

tanner@parcel.properties
320-828-0395

Visit our website:
Parcel.Properties