

RETAIL SPACE AVAILABLE

663 S BERNARDO AVE
SUNNYVALE, CA

*±1,040 SF Rare Retail Space
Available at one of Sunnyvale's
busiest intersections*

Safeway anchored shopping center at the
intersection of El Camino Real and Bernardo Ave

Abundant parking

Affluent, highly educated demographics

Dense daytime population

Attractive, contemporary architecture

\$4.00 PSF monthly rent

Estimated \$0.75 PSF monthly NNN

JAMES GAGLIONE

408.588.2336

james.gaglione@kidder.com

LIC N° 01372575

KIDDER.COM

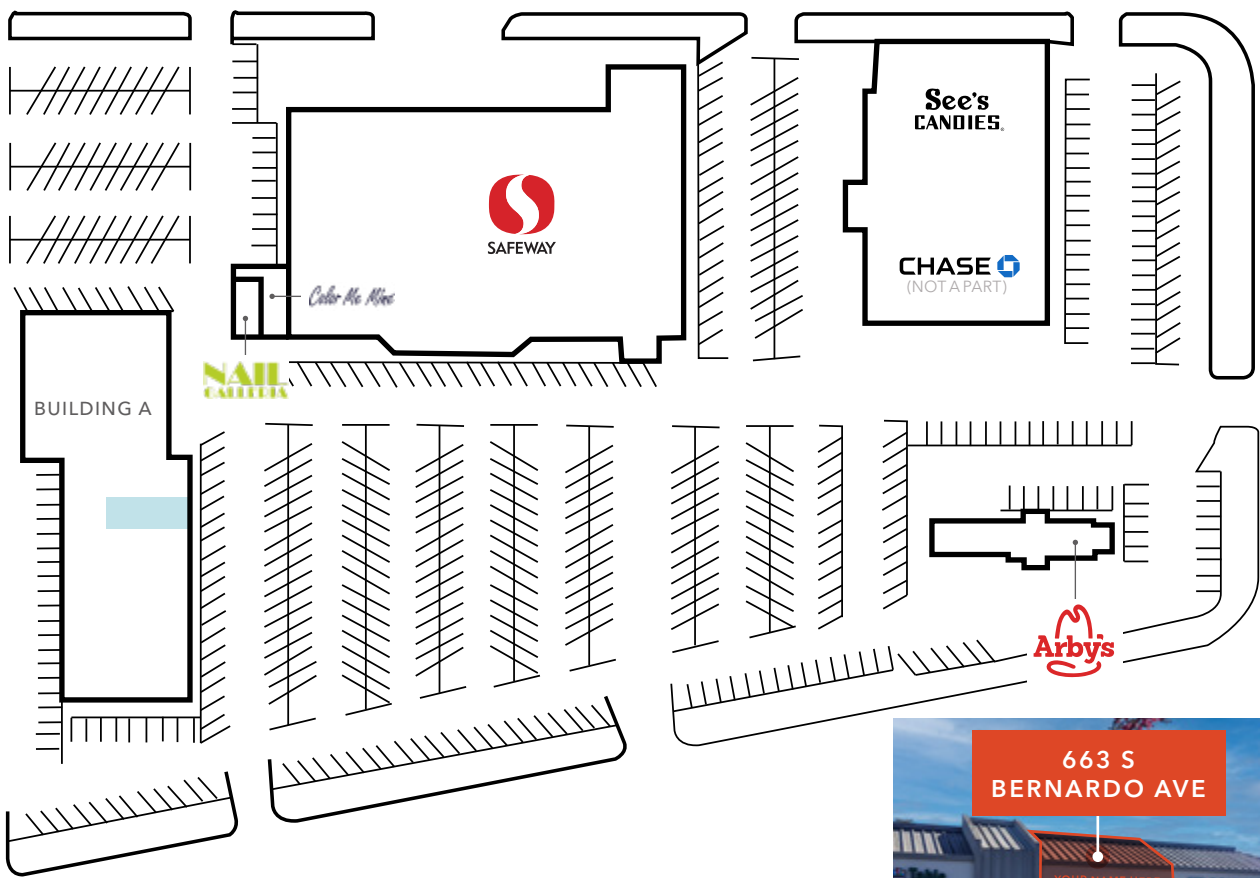


km Kidder
Mathews

BUILDING A

SHOPPING CENTER SITE PLAN

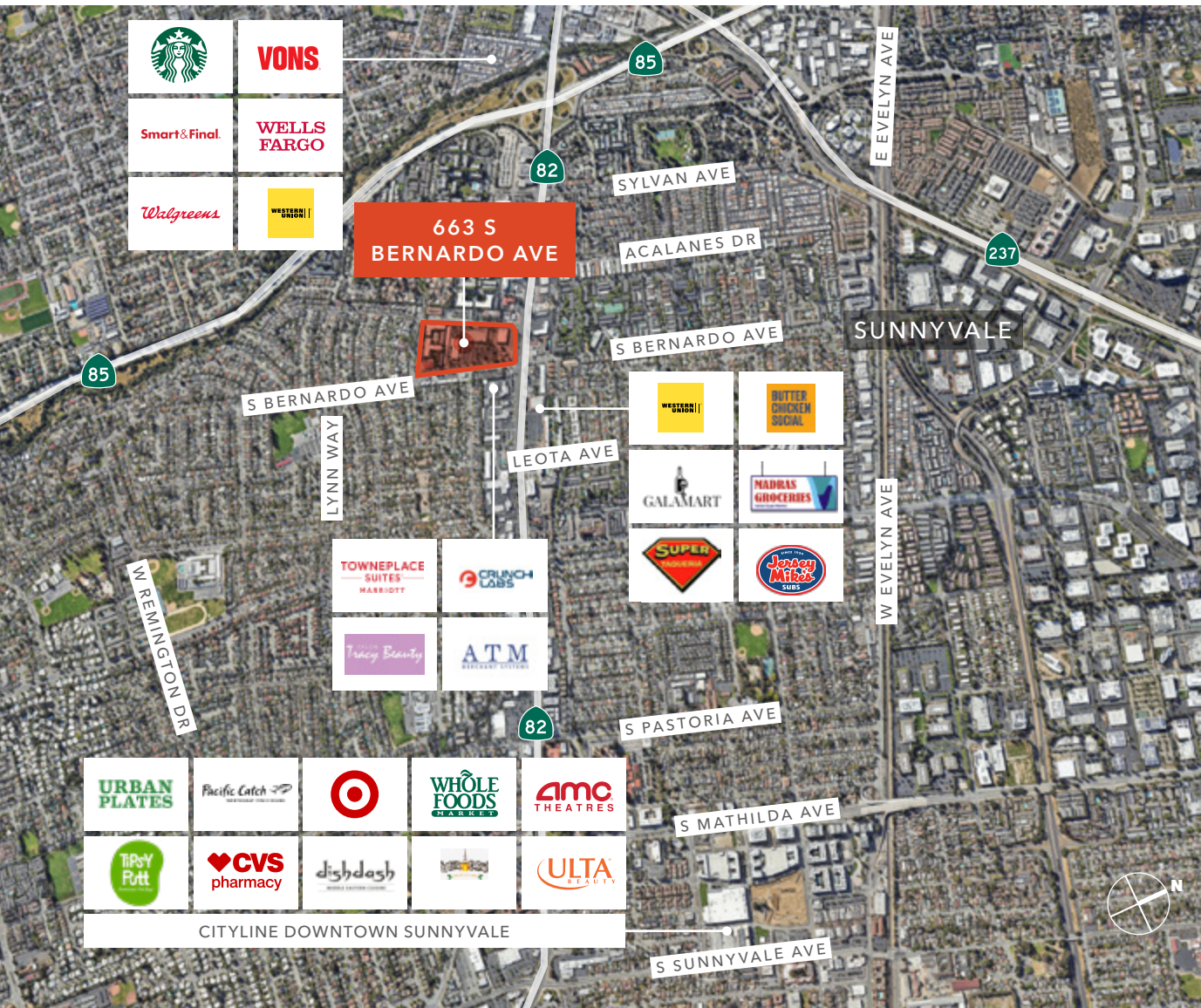
645	WASHFOUNDRY
647	CHERRY CHASE DENTAL
649	jW
653	FIRST WOK CHINESE FOOD
659	GOLF TECH
663	±1,040 SF
665	Round Table
667	Xashish
669	SUGAR BUTTER FLOUR
671	CASA LUPE MEXICAN RESTAURANT
675	HANAMARU SUSHI BOAT




KIDDER.COM

This information supplied herein is from sources we deem reliable. It is provided without any representation, warranty, or guarantee, expressed or implied as to its accuracy. Prospective Buyer or Tenant should conduct an independent investigation and verification of all matters deemed to be material, including, but not limited to, statements of income and expenses. Consult your attorney, accountant, or other professional advisor.

CHERRY CHASE SHOPPING CENTER



NEARBY MAJOR EMPLOYERS



TRAFFIC COUNTS

	VOLUME
S BERNARDO AVE & LYNN WAY	9,202
EL CAMINO REAL & ACALANES DR	52,959
S BERNARDO AVE & WASHINGTON AVE	9,338

KIDDER.COM

This information supplied herein is from sources we deem reliable. It is provided without any representation, warranty, or guarantee, expressed or implied as to its accuracy. Prospective Buyer or Tenant should conduct an independent investigation and verification of all matters deemed to be material, including, but not limited to, statements of income and expenses. Consult your attorney, accountant, or other professional advisor.

DEMOGRAPHICS

POPULATION

	1 Mile	3 Miles	5 Miles
2010 POPULATION	27,984	194,678	373,381
2023 POPULATION	27,892	203,106	403,005
2028 POPULATION PROJECTION	27,032	198,502	396,233
MEDIAN AGE	40.1	40.1	40.4

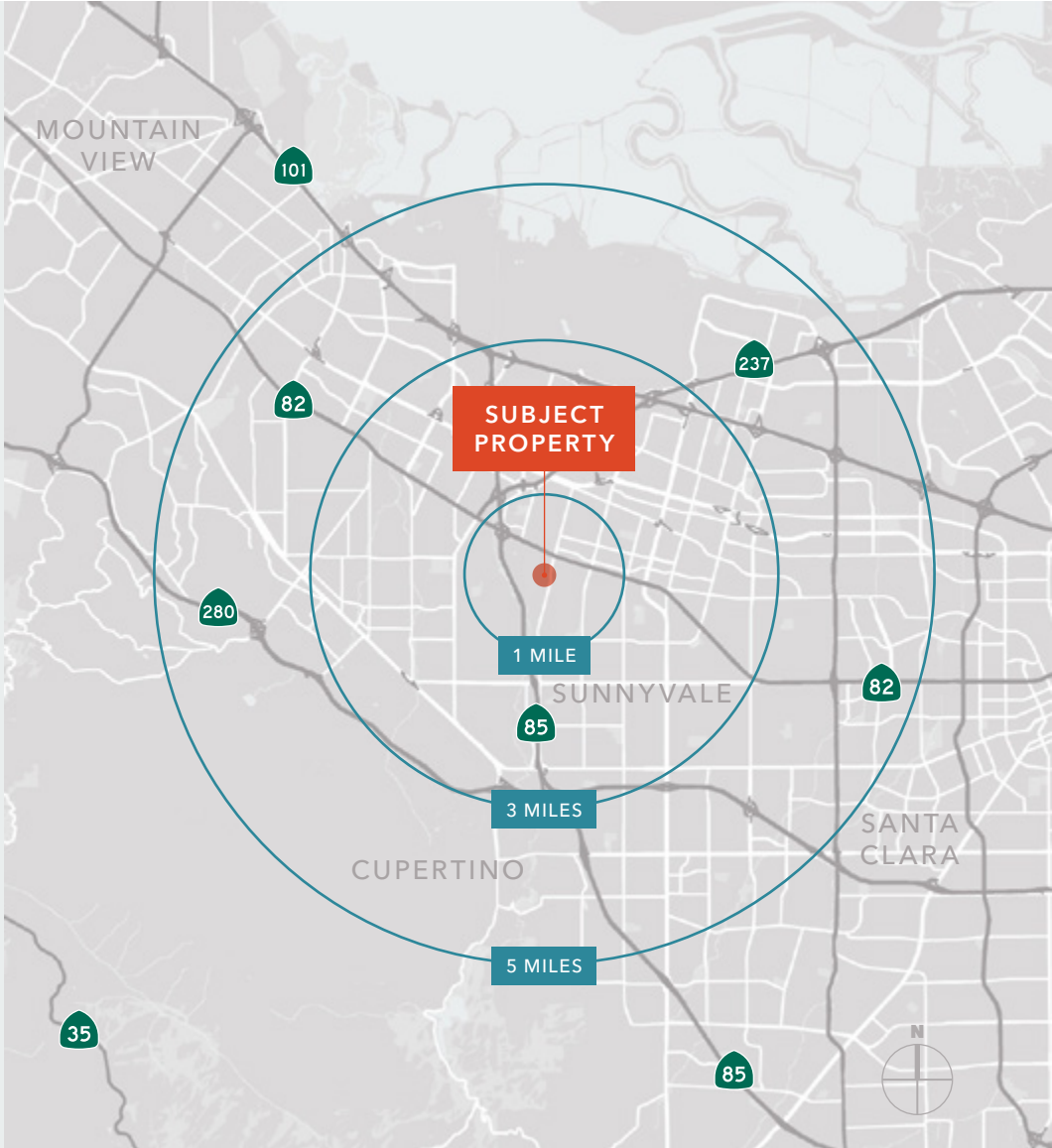
HOUSEHOLDS

	1 Mile	3 Miles	5 Miles
2010 HOUSEHOLDS	11,326	76,842	143,208
2023 HOUSEHOLDS	11,132	79,330	153,663
2028 HOUSEHOLD PROJECTION	10,749	77,314	150,788
OWNER-OCCUPIED HOUSEHOLDS	4,599	35,898	77,037
RENTER-OCCUPIED HOUSEHOLDS	6,150	41,416	73,752

INCOME

	1 Mile	3 Miles	5 Miles
AVG HOUSEHOLD INCOME	\$187,152	\$187,305	\$187,891
MEDIAN HOUSEHOLD INCOME	\$167,794	\$169,092	\$170,176

Data Source: ©2024, CoStar



KIDDER.COM

This information supplied herein is from sources we deem reliable. It is provided without any representation, warranty, or guarantee, expressed or implied as to its accuracy. Prospective Buyer or Tenant should conduct an independent investigation and verification of all matters deemed to be material, including, but not limited to, statements of income and expenses. Consult your attorney, accountant, or other professional advisor.