

CENTERLINK AT I-85

CLASS A BUILD-TO-SUIT OPPORTUNITY
ADJACENT TO BMW

REALTYLINK®

CBRE

Highway 101
Greer, SC 29651 



PARK DETAILS

Available SF:	100,000 SF to ±1,000,000 SF
Delivery Date:	Build to Suit
Lot Size:	±74 Acres
BMW:	±0.1 Miles
I-85:	±0.3 Miles
SC Inland Port:	±4.5 Miles
GSP Airport:	±3.3 Miles
Visibility:	I-85 Frontage

SITE PLAN - OPTION 1



BUILDING HIGHLIGHTS

Building	Size	Dimensions	Parking
1	115,097 SF	160' x 756'	164
2	192,780 SF	210' x 918'	170
3	192,780 SF	210' X 918'	180
4	334,800 SF	310' x 1,080'	200

SITE PLAN - OPTION 2



BUILDING HIGHLIGHTS

Building	Size	Dimensions	Parking
1	280,800 SF	260' x 1,080'	225
2	224,640 SF	260' X 864'	180
3	181,440 SF	210' X 864'	180
4	158,760 SF	210' X 756'	160

SITE PLAN - OPTION 3



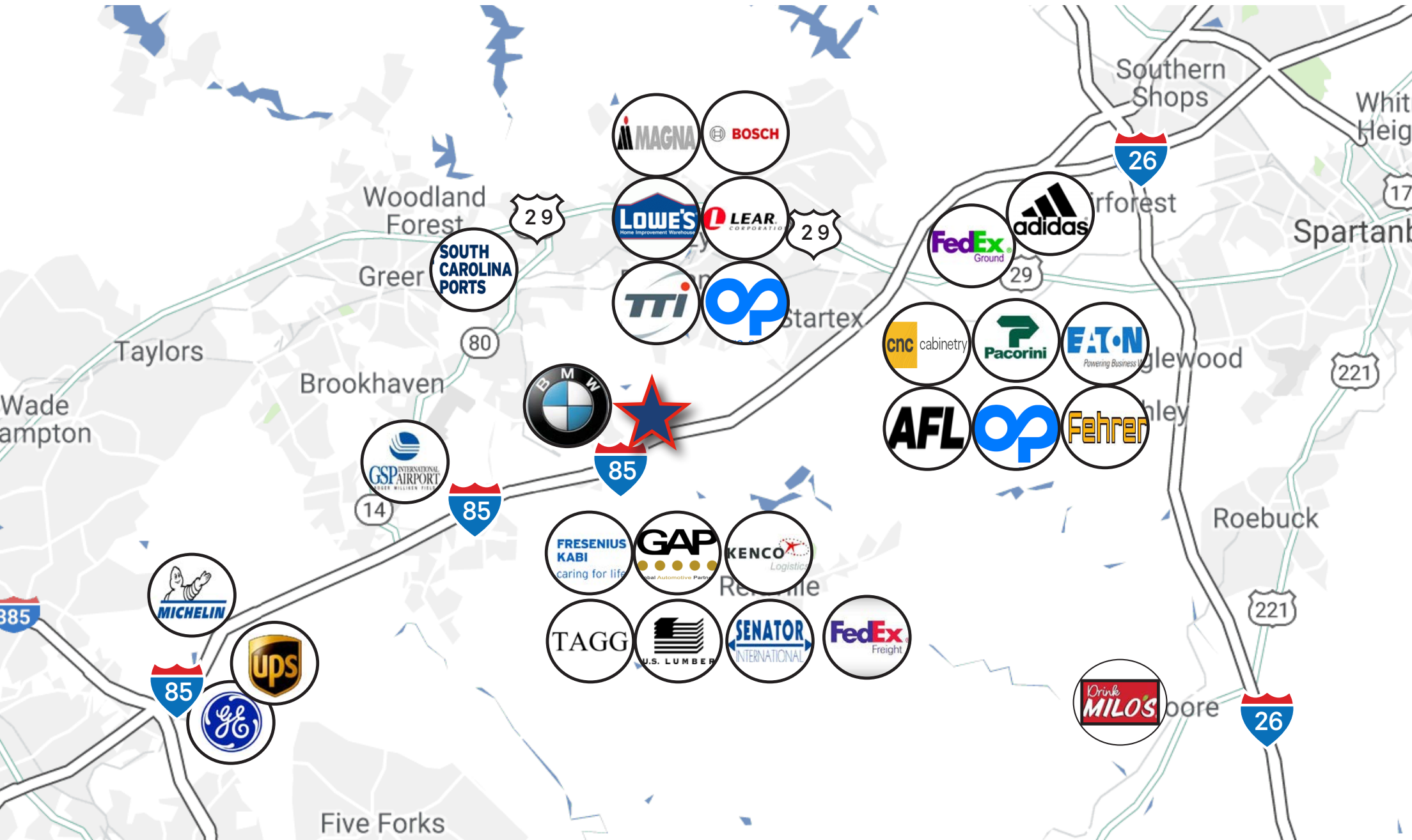
BUILDING HIGHLIGHTS

Building	Size	Dimensions	Parking
1	800,280 SF	570' X 1,404'	190
Expansion	123,120 sf	570' x 215'	

SITE PLAN - OPTION 4



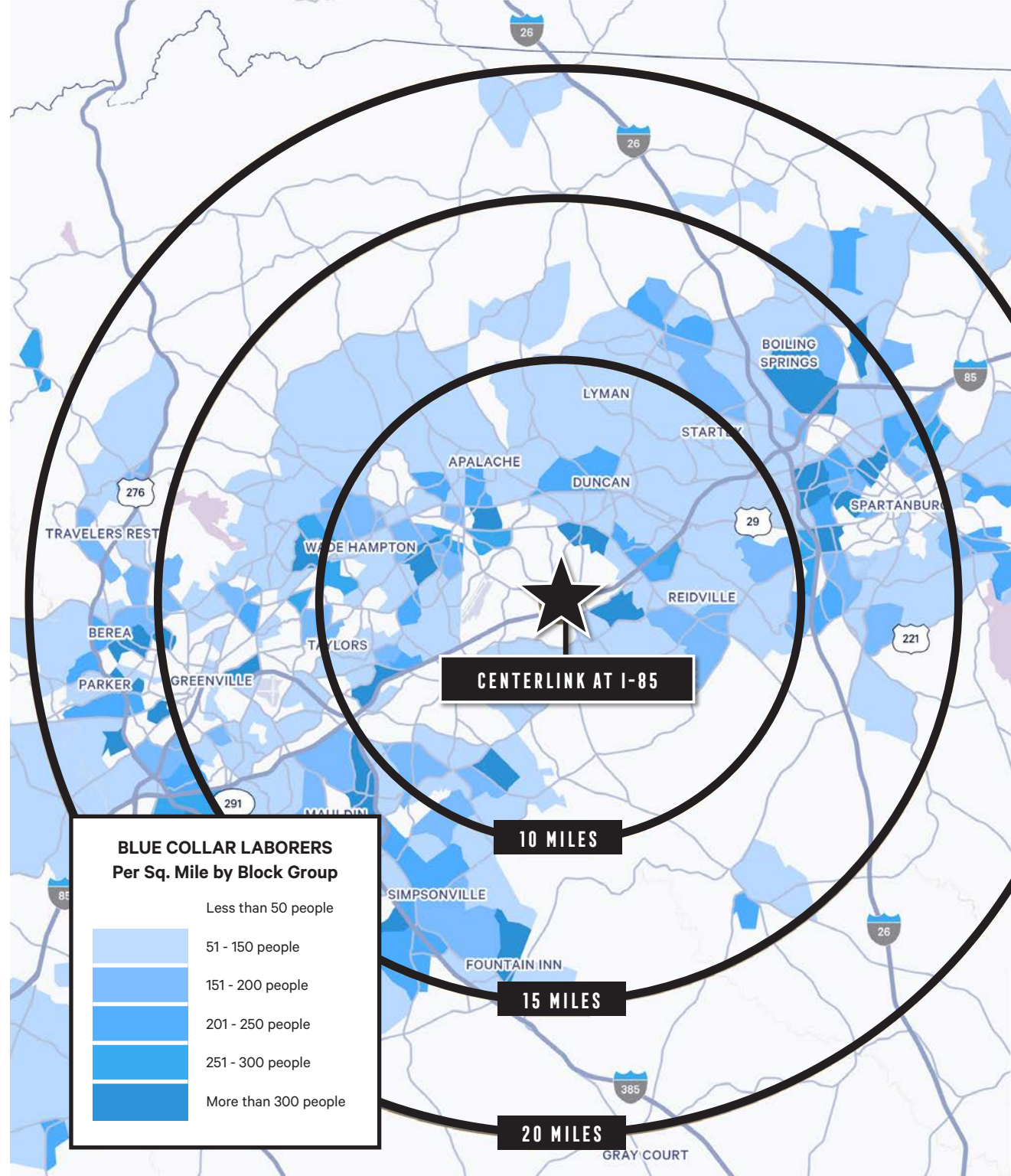
LOCATION MAP



DEMOGRAPHICS

LOCATION	DISTANCE (MILES)
I-85	0.3
BMW	0.5
GSP AIRPORT	2.5
INLAND PORT GREER	4.5
I-26	11
DOWNTOWN SPARTANBURG	15
DOWNTOWN GREENVILLE	16
CHARLOTTE, NC	86
CHARLESTON, SC	205

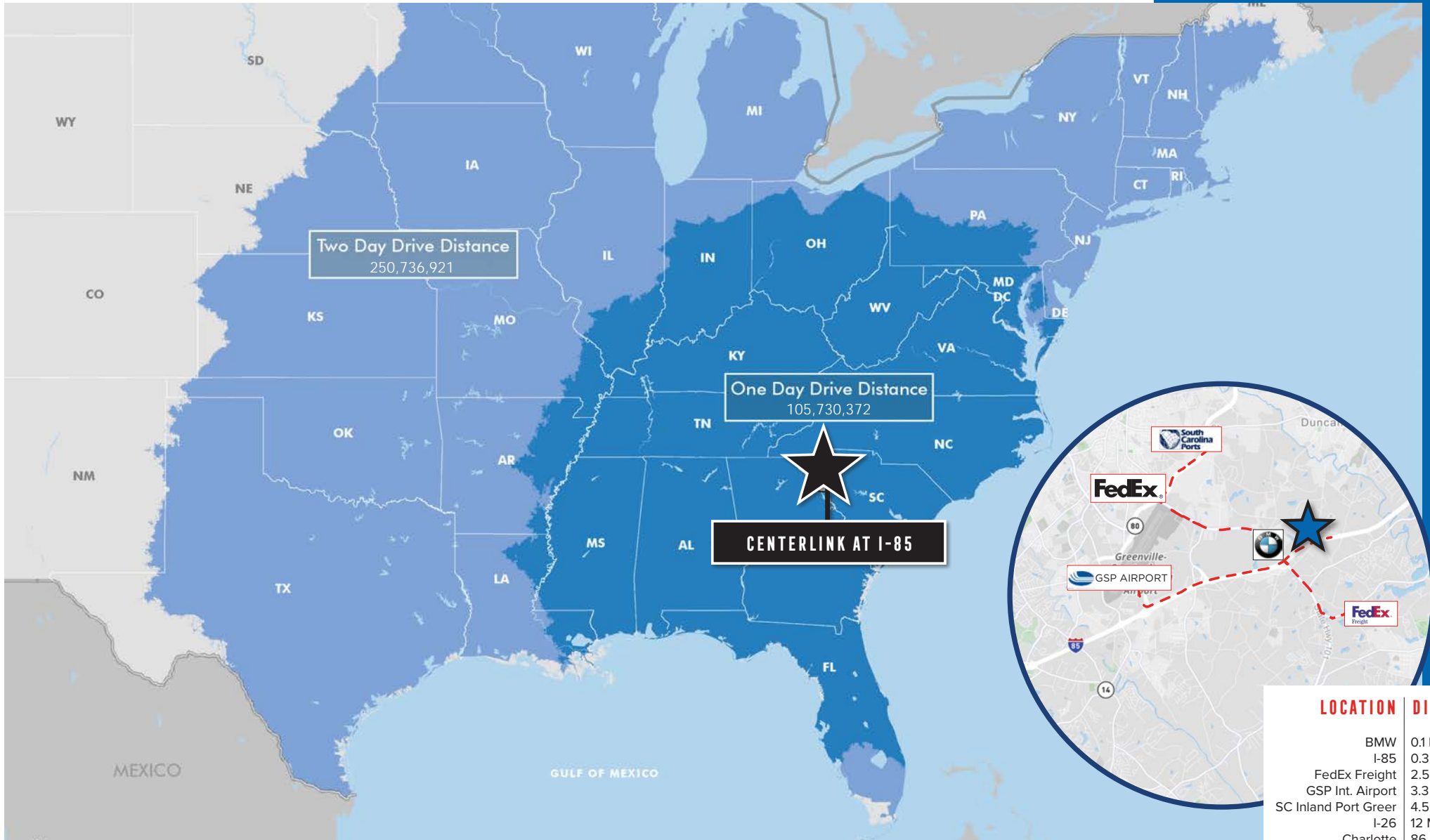
	ESTIMATED POPULATION	AVAILABLE LABOR	WAREHOUSE WORKFORCE
10 MILES	283,802	147,974	6,827
15 MILES	630,768	321,199	14,622
20 MILES	853,751	426,489	19,496



**BLUE COLLAR LABORERS
Per Sq. Mile by Block Group**

- Less than 50 people
- 51 - 150 people
- 151 - 200 people
- 201 - 250 people
- 251 - 300 people
- More than 300 people

DRIVE TIME MAP



ABOUT REALTYLINK

RealtyLink, LLC, founded in Greenville, South Carolina in 1998, is a full-service real estate development company. As one of the Nation's top real estate developers, RealtyLink is the partner you can trust with all your development and property management needs.

The industrial sector in America has seen continued growth in recent years. Through their analysis of markets with a strong workforce, necessary infrastructure, low vacancy rates, and an inadequate supply of Class A buildings, they have targeted specific markets to continue the expansion of this portion of their portfolio. Their strategy is to construct well-positioned and well-designed buildings available in markets with little or no vacancy.

CONTACT

Trey Pennington, SIOR
Executive Vice President
+1 864 527 6095
trey.pennington@cbre.com

Jeff Benedict
Vice President
+1 864 235 1961
jeff.benedict@cbre.com

Tripp Speaks
Associate
+1 864 235 6196
tripp.speaks@cbre.com

CBRE Greenville

355 S. Main Street, Suite 701
Greenville, SC 29601



Highway 101
Greer, SC 29651 