



Oak Pointe Logistics Center 2

Lyndhurst, New Jersey

FOR LEASE

BUILDING 2

±83,725 SF

1200 Wall Street, Lyndhurst

BUILDING 3

±32,180 SF

1200 Wall Street, Lyndhurst

**CLASS A DEVELOPMENT
AVAILABLE IMMEDIATELY**

Leasing by:

CBRE





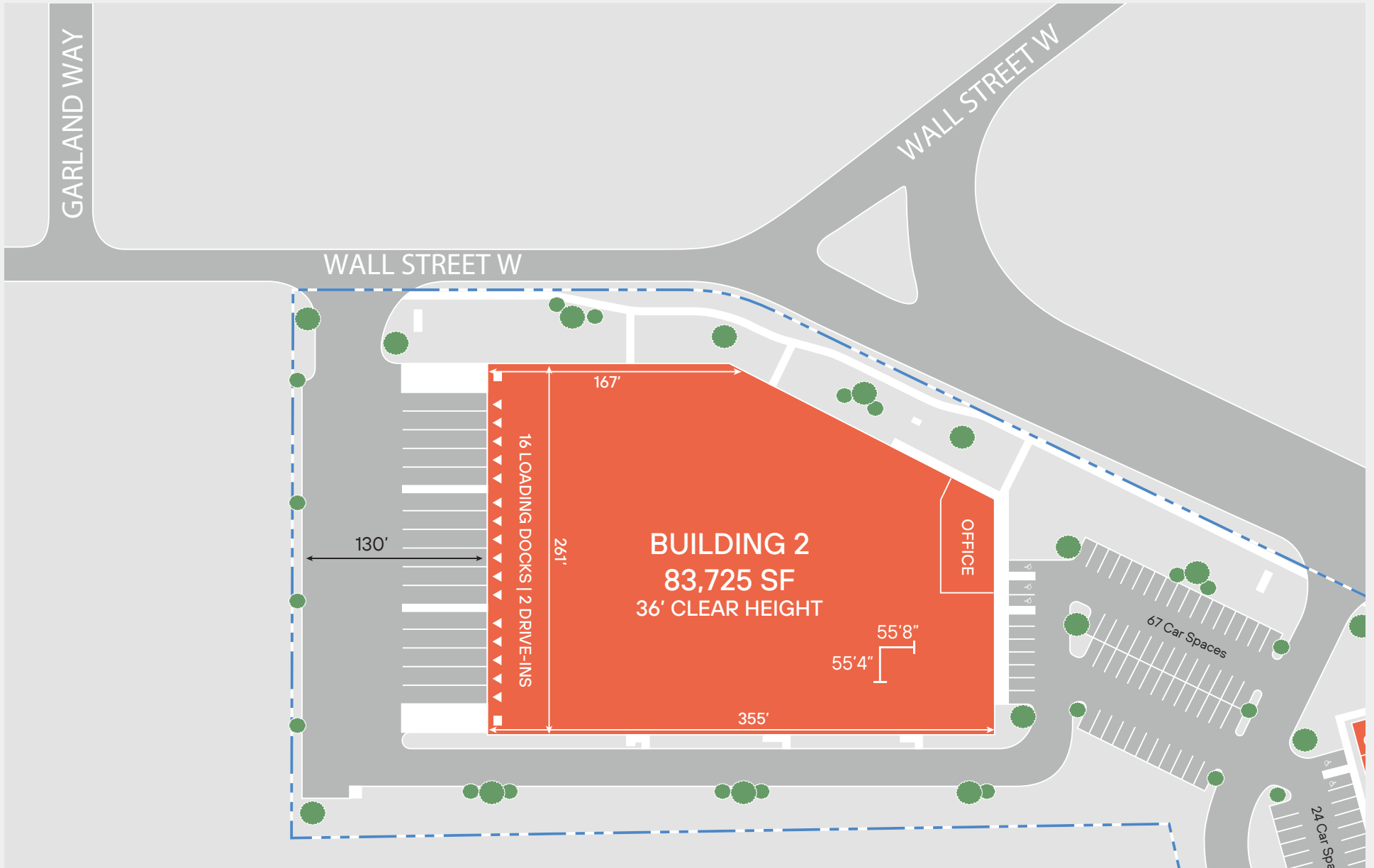
BUILDING 2 | ±83,725 SF

AVAILABLE SF:	±83,725 SF	DRIVE-IN DOOR:	2
OFFICE:	±2,364 SF	LOADING FORMAT:	Rear load
BUILDING DIMENSIONS:	355' x 261'	TRUCK COURT DEPTH:	130'
ACRES:	5.2	CAR SPACES:	67
CLEAR HEIGHT:	36'	POWER:	1,600 Amps, 1000KVA 277/480V
COLUMN SPACING:	55'4" x 55'8"	FIRE SUPPRESSION:	ESFR
SPEED BAY:	60'	OCCUPANCY:	Immediate
LOADING DOCKS:	16		

SITE PLAN

±83,725 SF FOR LEASE

OAK POINTE LOGISTICS CENTER 2 | BUILDING 2 | 1200 WALL STREET, LYNDHURST, NJ





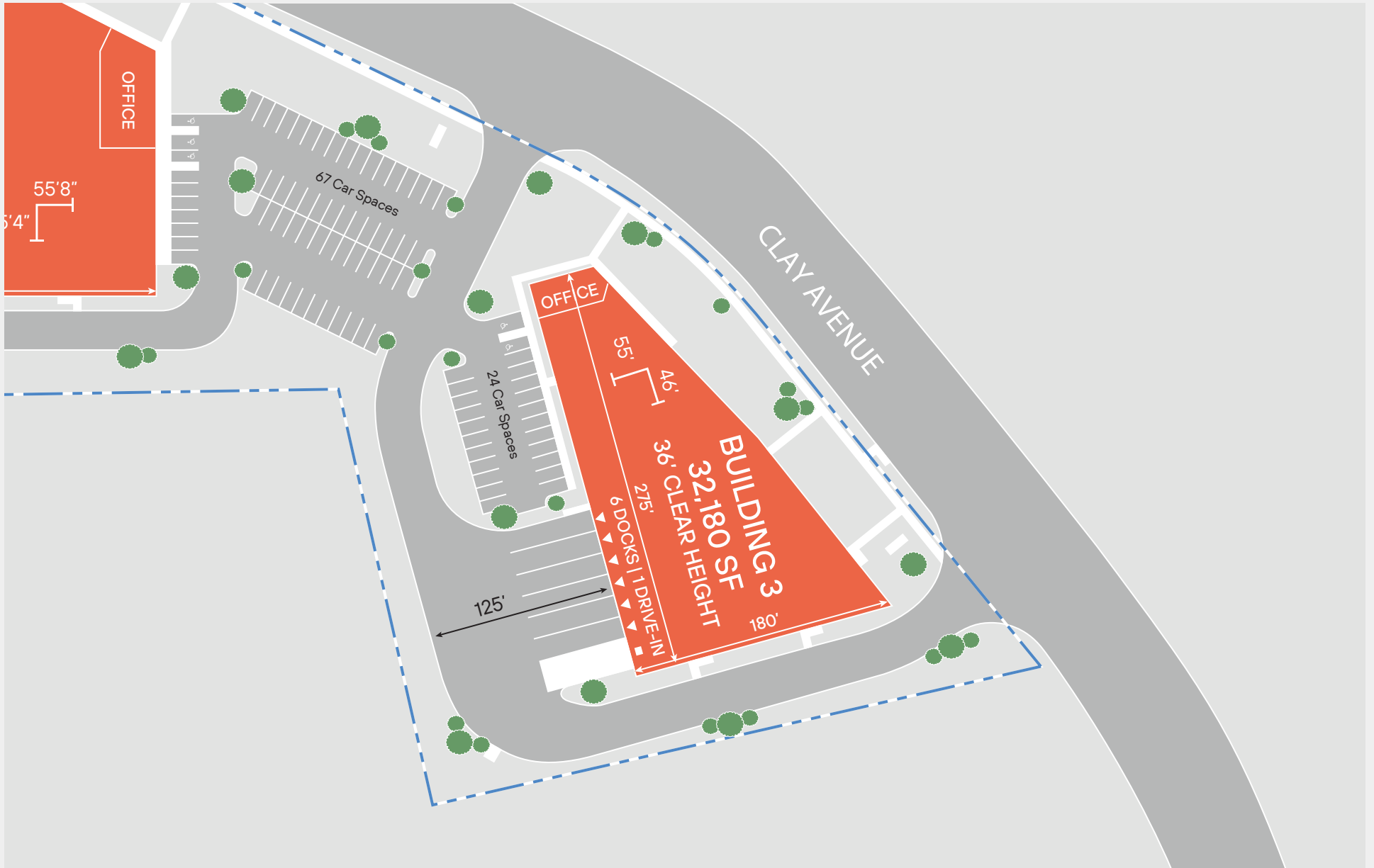
BUILDING 3 | ±32,180 SF

AVAILABLE SF:	±32,180 SF	DRIVE-IN DOOR:	1
OFFICE:	±1,681 SF	LOADING FORMAT:	Rear load
BUILDING DIMENSIONS:	275' x 180'	TRUCK COURT DEPTH:	125'
ACRES:	2.7	CAR SPACES:	24
CLEAR HEIGHT:	36'	POWER:	1,200 Amps, 500KVA 277/480V
COLUMN SPACING:	55' x 46'	FIRE SUPPRESSION:	ESFR
SPEED BAY:	60'	OCCUPANCY:	Immediate
LOADING DOCKS:	6		

SITE PLAN

±32,180 SF FOR LEASE

OAK POINTE LOGISTICS CENTER 2 | BUILDING 3 | 1200 WALL STREET, LYNDHURST, NJ



LOCATION HIGHLIGHTS

8 MILES

to New York City via the Lincoln Tunnel



Oak Pointe Logistics Center 2

METLIFE STADIUM

EXIT 16W

EXIT 16E

EXIT 15X

EXIT 15W

EXIT 15E

FRANK R. LAUTENBERG STATION

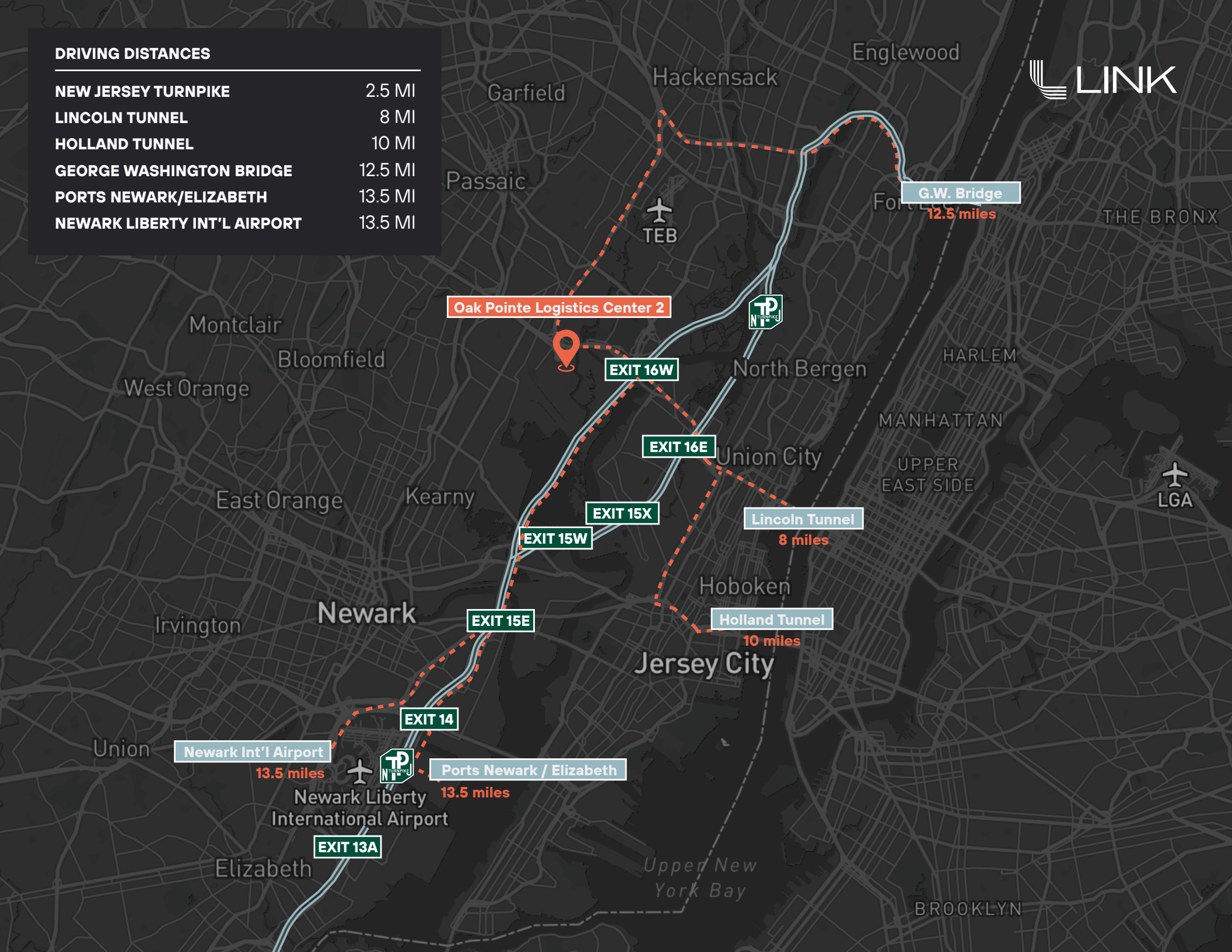
Lincoln Tunnel

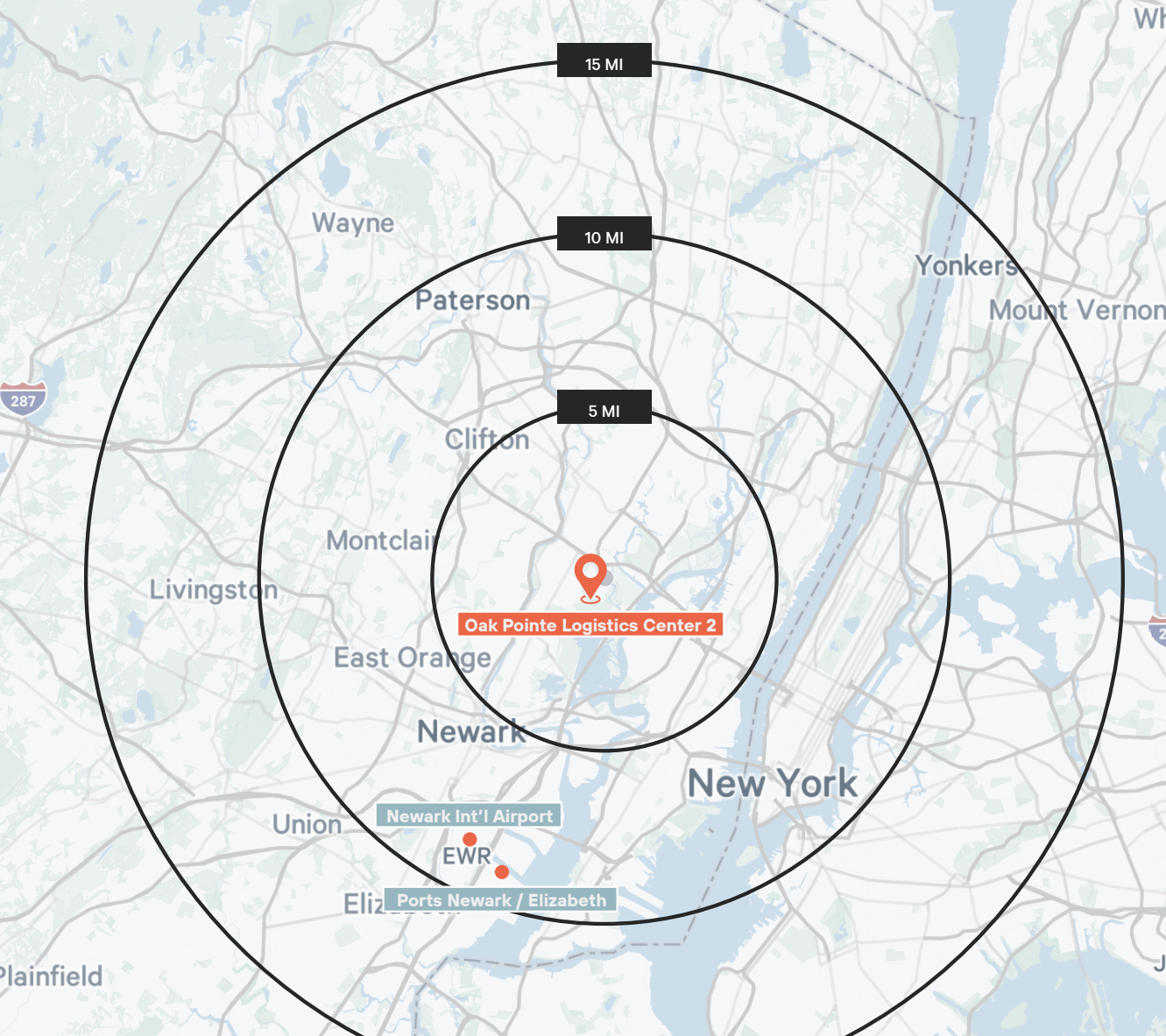
NEW YORK CITY

8 MI

DRIVING DISTANCES

NEW JERSEY TURNPIKE	2.5 MI
LINCOLN TUNNEL	8 MI
HOLLAND TUNNEL	10 MI
GEORGE WASHINGTON BRIDGE	12.5 MI
PORTS NEWARK/ELIZABETH	13.5 MI
NEWARK LIBERTY INT'L AIRPORT	13.5 MI





DEMOGRAPHICS

2023 POPULATION

10,104,702

15 Mile Radius

EDUCATION | BACHELOR'S DEGREE

25.8%

15 Mile Radius

2023 Average Household Income

\$121,723

15 Mile Radius

2028 Projected Average Household Income

\$138,366

15 Mile Radius

SOURCE: ESRI

For Leasing Information, Contact:

THOMAS MONAHAN
 thomas.monahan@cbre.com
 201 712 5610

LARRY SCHIFFENHAUS
 larry.schiffenhaus@cbre.com
 201 712 5809

BRIAN GOLDEN
 brian.golden@cbre.com
 201 712 5607



This is not an offer or acceptance of an offer to lease space. A lease will only be offered or made in a written agreement signed by landlord. No representation or warranty of any kind is made by landlord unless set forth in a written definitive lease executed by the landlord.

