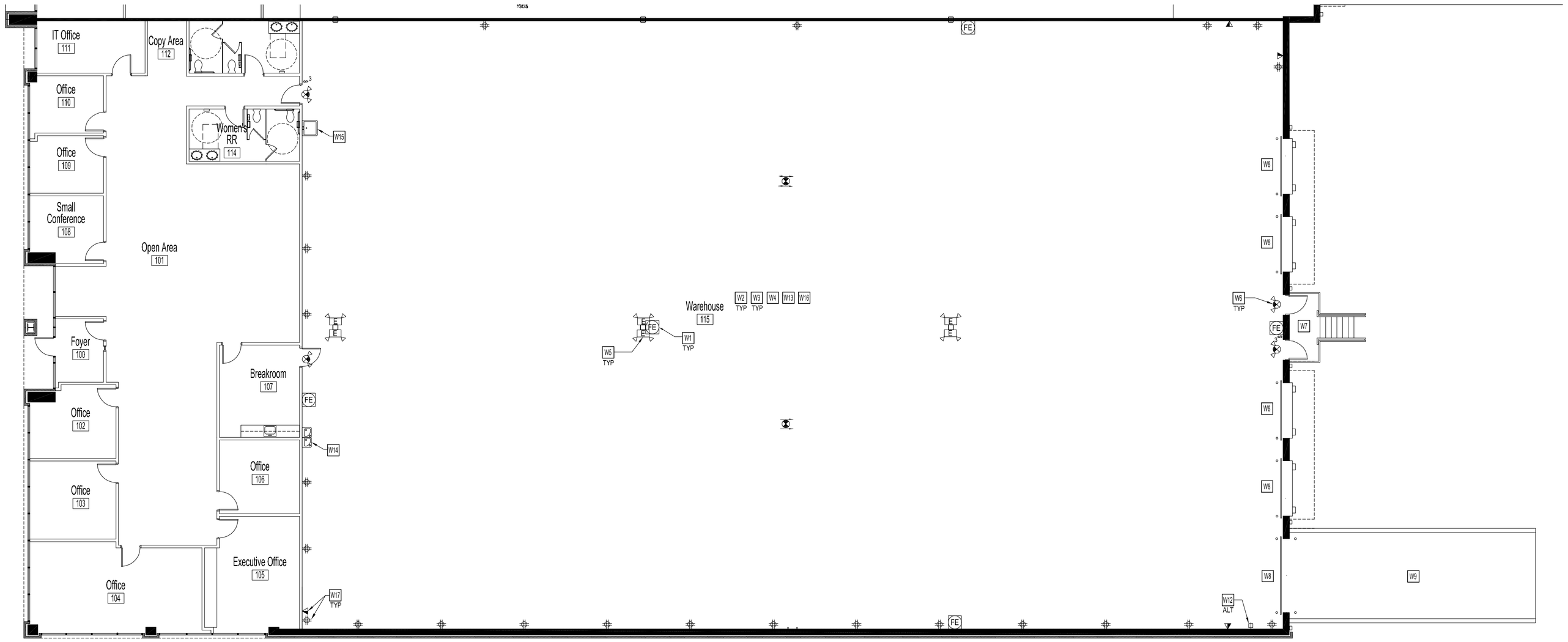

1
I-2

Warehouse Plan

SCALE: 3/32" = 1'-0"

Plan North

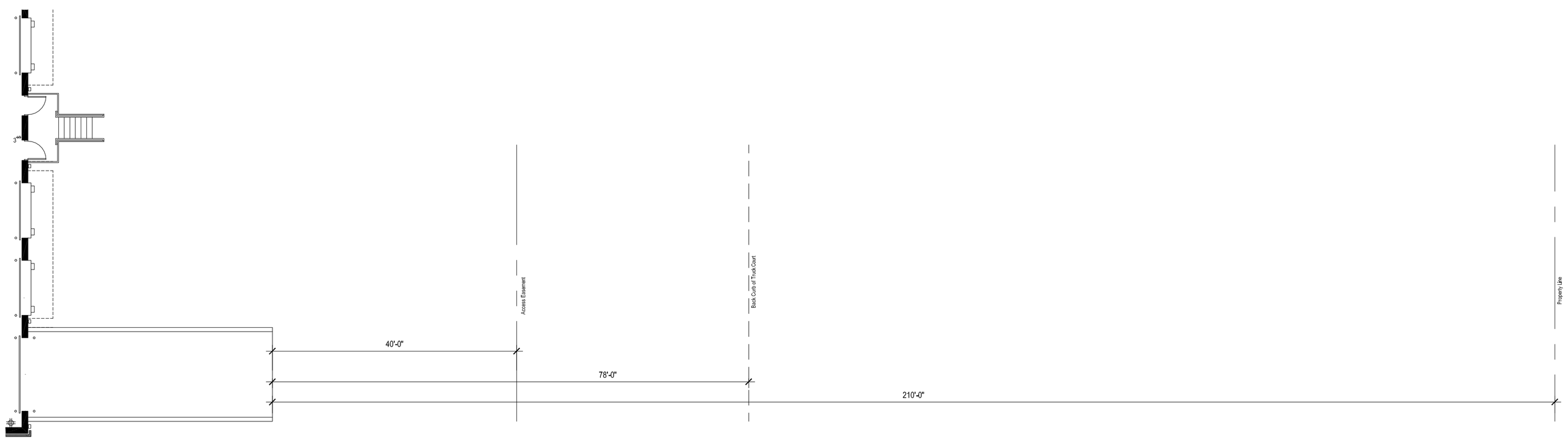

2
I-2

Ramp Setback Plan

SCALE: 3/32" = 1'-0"

Plan North

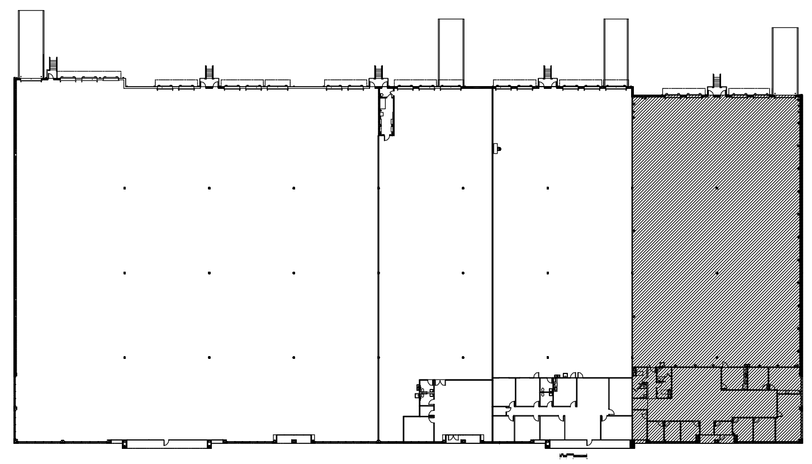

Warehouse Plan Notes

W1. Fire Extinguisher - Warehouse
Contractor to provide and install new wall mounted fire extinguishers as indicated on plan (1 for every 3,000 sf minimum) throughout warehouse area as required by code and NFPA 10 minimum requirements. Fire extinguishers are to be type 4A:60B:C (or as indicated by code), mounted 48" A.F.F. to top of unit. Maintain travel distance not to exceed 75 feet to extinguishers as required by code (all fire extinguishers are to be placed on floor at proposed locations and mounted only upon final approval of the fire marshal), typical.

W2. Lighting
Provide high bay T5 high output light fixtures throughout Warehouse to provide the equivalency of 20 to 30 foot candles at 3'-0" AFF. Fixtures to be attached to structure above Tenant provided racking. Verify lighting layout does not interfere with racking and shelving.

W3. Sprinkler System
Verify existing ESFR sprinkler system is in good working condition; repair/replace as needed.

W4. Warehouse Floor
Ensure existing concrete floor in Warehouse #115 is in good condition; level and free of chip, bumps and cracks. Repair floor as needed.

W5. Emergency Lighting
Emergency Wall Packs should provide 10 foot candles of lighting. Confirm with engineer that all needs are met and meet all local and jurisdictional codes.

W6. New Exit Signs
Provide new exit signs as required to match building standard to meet all local and jurisdictional codes.

W7. Exterior Lighting
Provide and install exterior lighting for all entrances/exits to provide 10-foot candles per local code. Exterior lighting covering any fenced storage areas should have 5-foot candles of lighting that extends 10-15 feet beyond fencing.

W8. Existing Dock Door
Existing dock doors with 30k rating and max 20 percent grade are to remain; provide new if not already existing.

W9. Concrete Ramp
Existing concrete ramp to remain.

W10. Not Used

W11. Not Used

W12. Forklift Power - Price As Alternate
Provide power as necessary for forklift charging station (Tenant provided), electrician to mount 208/240V Single or 3Ph with NEMA 6-20 (female) outlet about 15' from the battery water source. Coordinate exact location with Tenant.

W13. Security System
Coordinate with tenant vendor to provide any requirements needed to accommodate tenant provided security system. GC and tenant vendor to obtain approval from Landlord regarding installation method prior to completing work.

W14. Water Fountains
Provide and install new hi-lo water fountain, 1 pair, (1) at standard height and (1) at ADA height; provide and install all necessary plumbing and drainage lines as required where indicated. Provide all necessary fittings and accessories to make it a fully functional unit. Specification: Elkay Versatile Cooler Wall Mount Bi-Level ADA Non-Filtered, 8GPH Stainless, Model EZSTL8SC.

W15. Mop Sink
Provide and install new mop sink at Warehouse #115; provide all necessary plumbing and drainage lines as required. Specification: Mustee Model #62M 24" x 24" x 8 1/4" with Mustee Service Faucet Part No. 63.600A chrome plated brass service sink faucet, 1/2" pipe eccentric inlets on 8" centers, or equal. Utility sink with hose bib within 15' of the designated charger location OR install water line and hose bib to same.

W16. Rooftop Units
All rooftop mechanical equipment is screened from view from the right of way by a parapet wall.

W17. Electrical and Data Outlets - Price As Alternate
Provide and install electrical and data outlets where indicated. Coordinate electrical requirements and exact locations with Tenant.

Symbol Legend

	New Partition
	Existing Partition
	Existing / New Door
P1	Key Note
FE	Fire Extinguisher
	Universal Mounted Exit Sign with Emergency Light Fixture with Battery Back Up
	Exit Sign - Arrows As Indicated If Required
E	Wall Mounted Emergency Light Fixture With Battery Back-up
	Electrical Receptacle - Quadraplex Outlet: 120v, 20a
	Electrical Receptacle - Combination Telephone / Data Outlet
	Electrical Receptacle - Special Outlet
$	Single Pole Switch
Modifiers	TYP - Typical ALT - Alternate

WB INTERIORS
A NELSON Company
5200 avalon boulevard
alpharetta, georgia 30009
678.533.1050 phone
678.533.1051 fax
www.wbinteriorsinc.com

GEORGIA REGISTERED ARCHITECT JOHN B. BEASLEY

Bruder Healthcare

Suite 101
1115 Ridgeland Parkway
Alpharetta, GA 30004

©2018, Nelson Worldwide, LLC through its subsidiary WB Interiors, Inc. These drawings are protected by thecopyright laws of the United States. These drawings or any part thereof may not be used for any purpose or reproduced in any form or by any means without the written consent of Nelson Worldwide, LLC.

Print Record

03.22.18 Issued for MEP
03.27.18 Issued for Client Review #1
04.02.18 Issued for Client Review #2
04.04.18 Issued for Pricing, Permit and Construction

Drawn By	*Checked By*
SAG	DK/KP
Date	*Job No.*
03.22.18	17000084.800

Sheet Title

Warehouse Plan

Sheet No.

I-2

Released for Construction