


# SDC Seattle - Building B

12201 Tukwila Int'l Blvd, Seattle WA 98168

**TOTAL AVAILABLE SPACE**  
**FLOOR 2 - 2,513**



*PART OF THE LARGEST PRIVATELY OWNED MULTI-TENANT  
DATA CENTER CAMPUS ON THE WEST COAST*



visit us at [sabey.com](http://sabey.com)

Joe Sabey  
[joes@sabey.com](mailto:joes@sabey.com)  
206.281.8700

Clete Casper  
[cletec@sabey.com](mailto:cletec@sabey.com)  
206.277.5229



12201 Tukwila International Blvd. 4th Floor  
Seattle, WA 98168



# SDC Seattle - Building B

12201 Tukwila Int'l Blvd, Seattle WA 98168

**TOTAL AVAILABLE SPACE**  
**FLOOR 2 - 2,513**



**PRIVATE DECKS,  
AMPLE PARKING – BOTH  
COVERED AND OPEN AIR**

## Highlights

- Large power capacity
- Multiple fiber providers
- Floor loading suitable for data centers
- Easy access to all major freeways
- Friendly and professional property management
- Views of downtown Seattle and Mount Rainier with private balconies on each floor

SDC Seattle is the largest privately owned multi-tenant data center campus on the West coast. Its robust electrical infrastructure, connectivity and floor loading make it an ideal location for data center operations while many features including spectacular views of downtown Seattle, Mount Rainier and the Cascade Mountains, private decks, ample parking – both covered and open-air - make it an attractive office location.

SDC Seattle provides excellent access to I-5, I-405, Hwy 99, SR-599 and East Marginal Way. Sea-Tac International Airport is only 3 miles away; Boeing Field is even closer. Downtown Seattle is a mere 12 minute drive from the site. This location also offers quick access to a wide variety of shopping, dining and recreation opportunities in the surrounding area.



visit us at [sabey.com](https://www.sabey.com)

Joe Sabey  
[joes@sabey.com](mailto:joes@sabey.com)  
206.281.8700

Clete Casper  
[cletec@sabey.com](mailto:cletec@sabey.com)  
206.277.5229

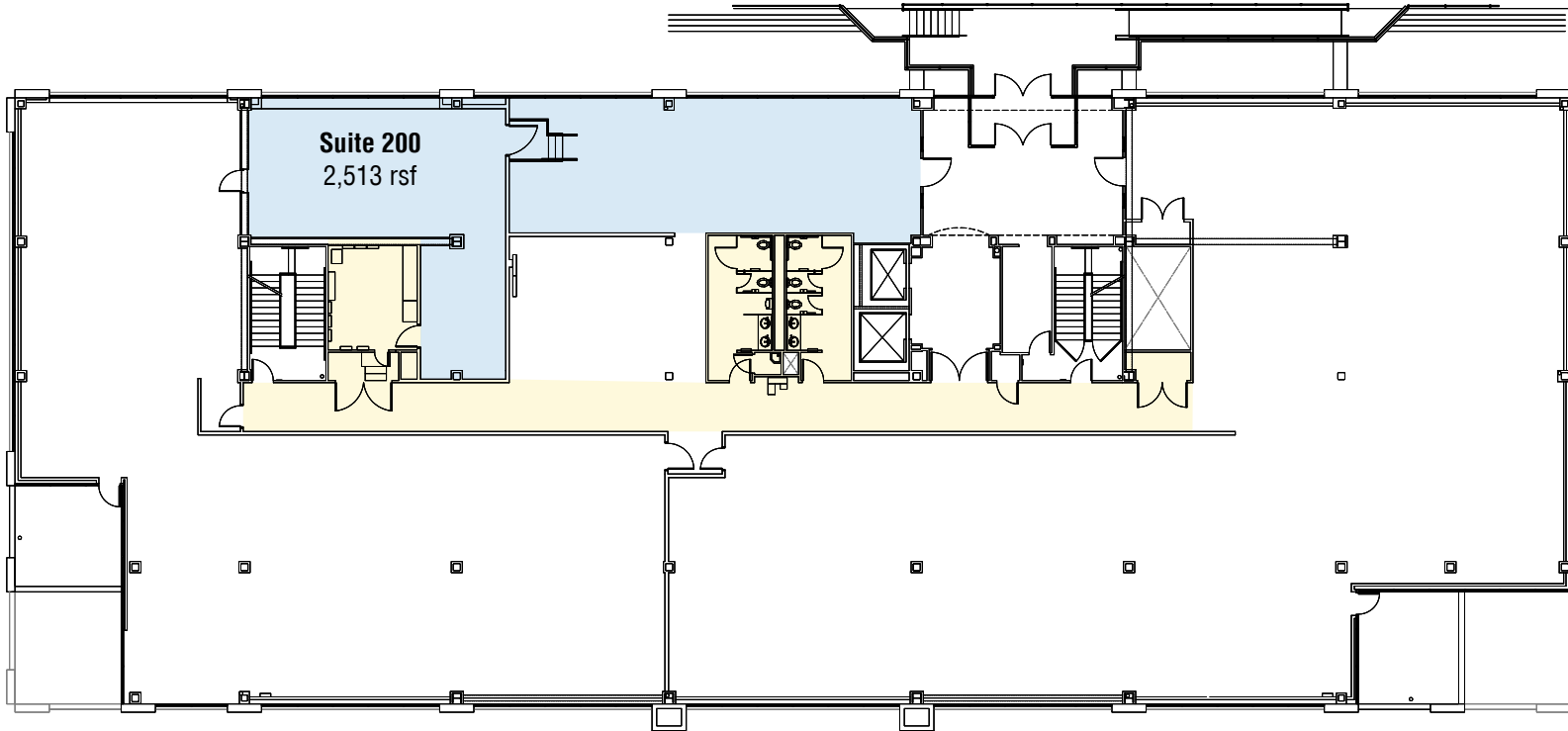


12201 Tukwila International Blvd. 4th Floor  
Seattle, WA 98168



# SDC Seattle - Building B

12201 Tukwila Int'l Blvd, Seattle WA 98168

**TOTAL AVAILABLE SPACE**  
**FLOOR 2 - 2,513**



**Building B, Floor 2** | Available space - 2,513 rsf

 Total Available Space     Common Area



visit us at [sabey.com](https://www.sabey.com)

Joe Sabey  
[joes@sabey.com](mailto:joes@sabey.com)  
206.281.8700

Clete Casper  
[cletec@sabey.com](mailto:cletec@sabey.com)  
206.277.5229



12201 Tukwila International Blvd. 4th Floor  
Seattle, WA 98168