

THE **LANDING** HZ RD

SAN DIEGO x CALIFORNIA

NEWMARK | PACIFIC

BH PROPERTIES



Community, Happy Hours, Workouts, Lifestyle Brands, Dinners Out

The list is as endless as the possibilities.
Your ultimate go-to destination.
It's what you want.
The Landing HZRD.




THE **LANDING** HZRD SAN DIEGO x CALIFORNIA

Welcome to our reimagined lifestyle center, nestled in the heart of Mission Valley. It's the destination for connection and modern convenience, featuring luxury retail, health & wellness, entertainment, upscale dining experiences, and community gathering spaces.

SHOPTHELANDING.COM







Best located and most convenient retail center in Mission Valley.



243,777 daytime population within three miles.



The Landing has 1.6 M annual visitors.



72% of visitors are between 18-54 years old

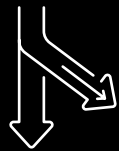


259 hotels and resorts within five miles

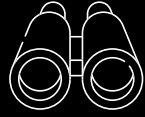
"In the middle of it all, just minutes away from regional malls Fashion Valley and The Valley as well as national retailers like Nordstrom, Macy's, Bloomingdale's, Neiman Marcus, IKEA, Lowe's, Target and Costco."

SHOPTHELANDING.COM

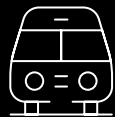




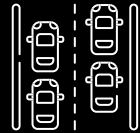
Easily accessed
just off Highway
163.



High visibility
from Highway
163.



Dedicated MTS
Trolley Stop.



185,953 avg. cars/
day on Highway 163
62,190 avg. cars/day
on Friars Road.



More than 2,000 free
surface and
subterranean parking
spaces.



THE LANDING

SAN DIEGO x CALIFORNIA







THE **LANDING** by HZ RD

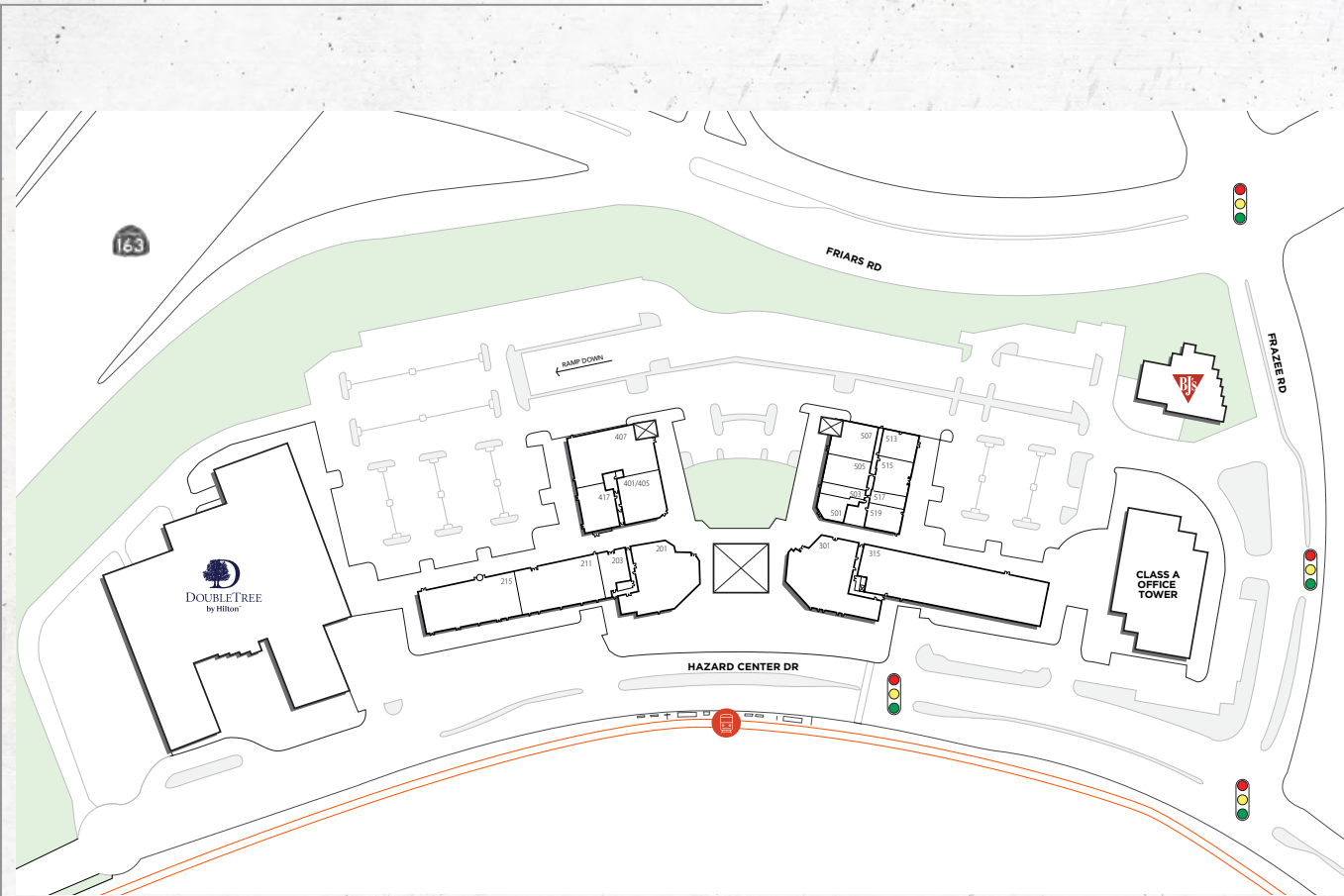
SAN DIEGO x CALIFORNIA

Join a **carefully curated** tenant mix of lifestyle brands, fitness and thriving restaurants, selected to attract a **diverse and dynamic** customer base.

Your brand will benefit from high foot traffic and shared clientele, enhancing visibility and opportunity.



Plaza Level (Facing Friars Road)



Colonnade Level (Upstairs)



Street Level (Facing Hazard Center Drive)



Please call to discuss specific vacancies and leasing opportunities.







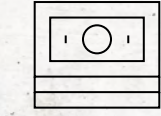

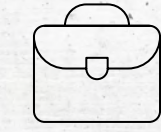
COMMUNITY + CONNECTION.

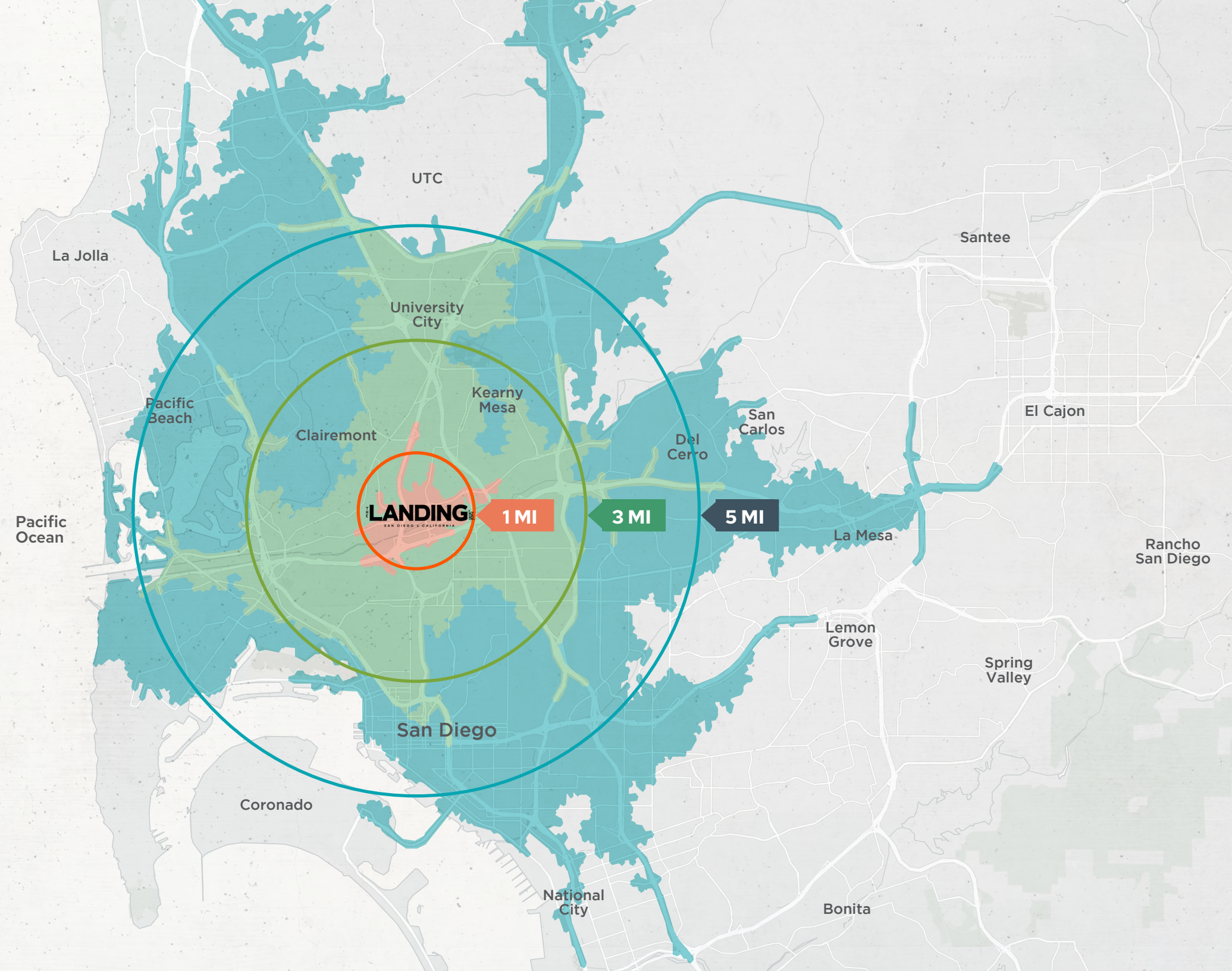


- # At the heart of retail & residential.



An affluent adjacent community intersects with inbound traffic from around the city.

	Cars per Day	SR 163 185,953	I-8 229,244	I-805 209,751
	Average HH Income	<div>5 Min</div> <div>\$130,685</div>	<div>10 Min</div> <div>\$125,191</div>	<div>15 Min</div> <div>\$127,696</div>
	Population	<div>5 Min</div> <div>12,680</div>	<div>10 Min</div> <div>205,294</div>	<div>15 Min</div> <div>716,065</div>
	Daytime Population	<div>5 Min</div> <div>26,311</div>	<div>10 Min</div> <div>284,293</div>	<div>15 Min</div> <div>873,927</div>



LEASING

NEWMARK | PACIFIC

4655 Executive Drive, Suite 800
San Diego, CA 92121

Corporate License #01796698

Justin Wessel

Associate Director

t 858-875-5929

justin.wessel@nmrk.com

CA RE License #01946177

John Jennings

Senior Managing Director

t 858-875-5927

john.jennings@nmrk.com

CA RE License #01215740

OWNER

BH PROPERTIES

The information contained herein has been obtained from sources deemed reliable but has not been verified and no guarantee, warranty or representation, either express or implied, is made with respect to such information. Terms of sale or lease and availability are subject to change or withdrawal without notice.

