

Temple Beth El Fall River

385 High Street, Fall River, MA 02720

Founded 1928



Temple Beth El – Site Overview

- Built 1928
- 35,000 sf Site Lot
- 40,000 sf Building interior
- Street Elevation 187 feet

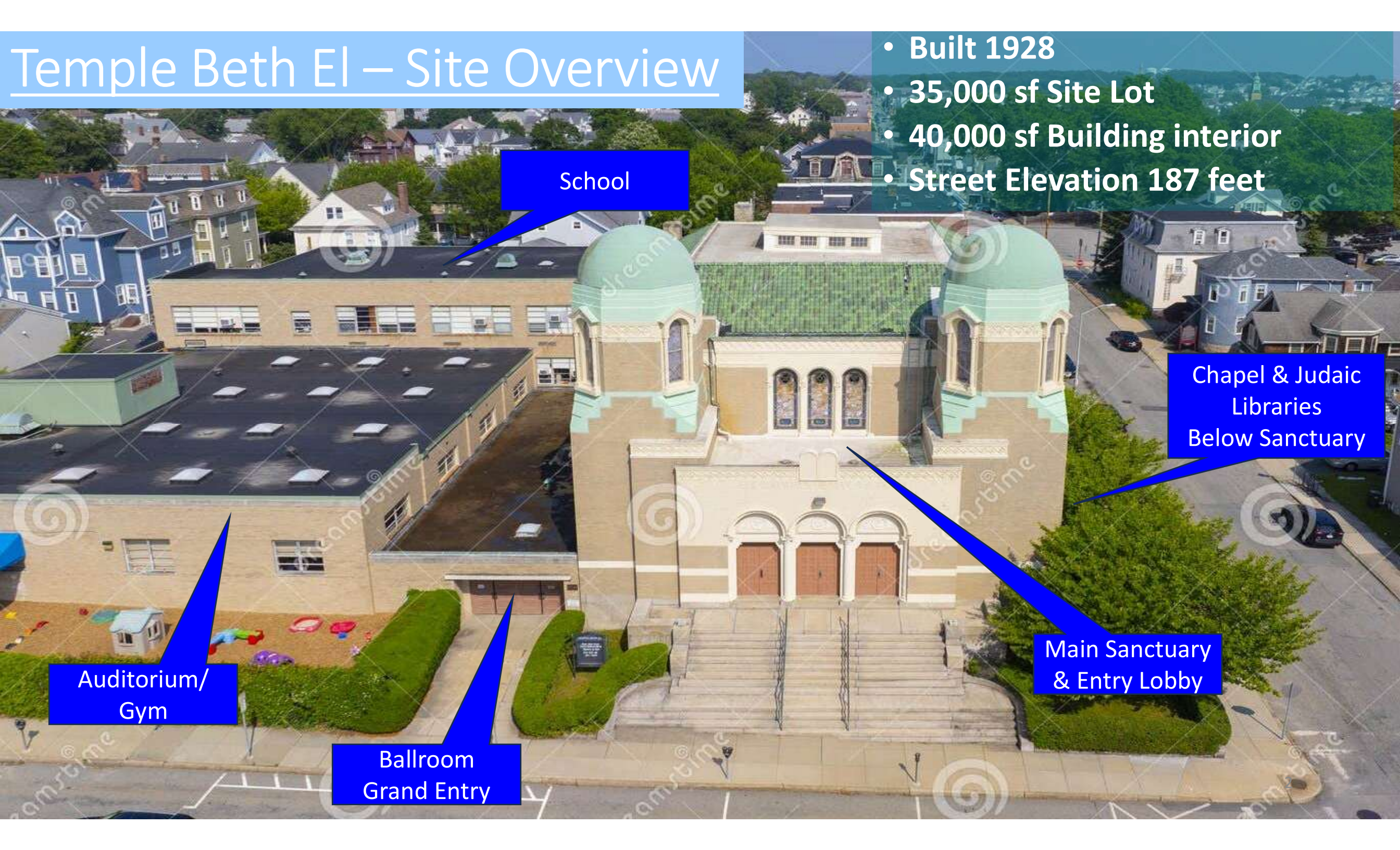
School

Chapel & Judaic Libraries
Below Sanctuary

Main Sanctuary
& Entry Lobby

Auditorium/
Gym

Ballroom
Grand Entry



SITE Footprint ~175 x 154 feet

Auditorium/
Gym

School

Main Sanctuary
& Entry Lobby

Temple Beth El
of Fall River, MA

Tural Pediatrics

People, Incorporated
Preschool

starting point and destination

Map Terrain Traffic Transit Biking More

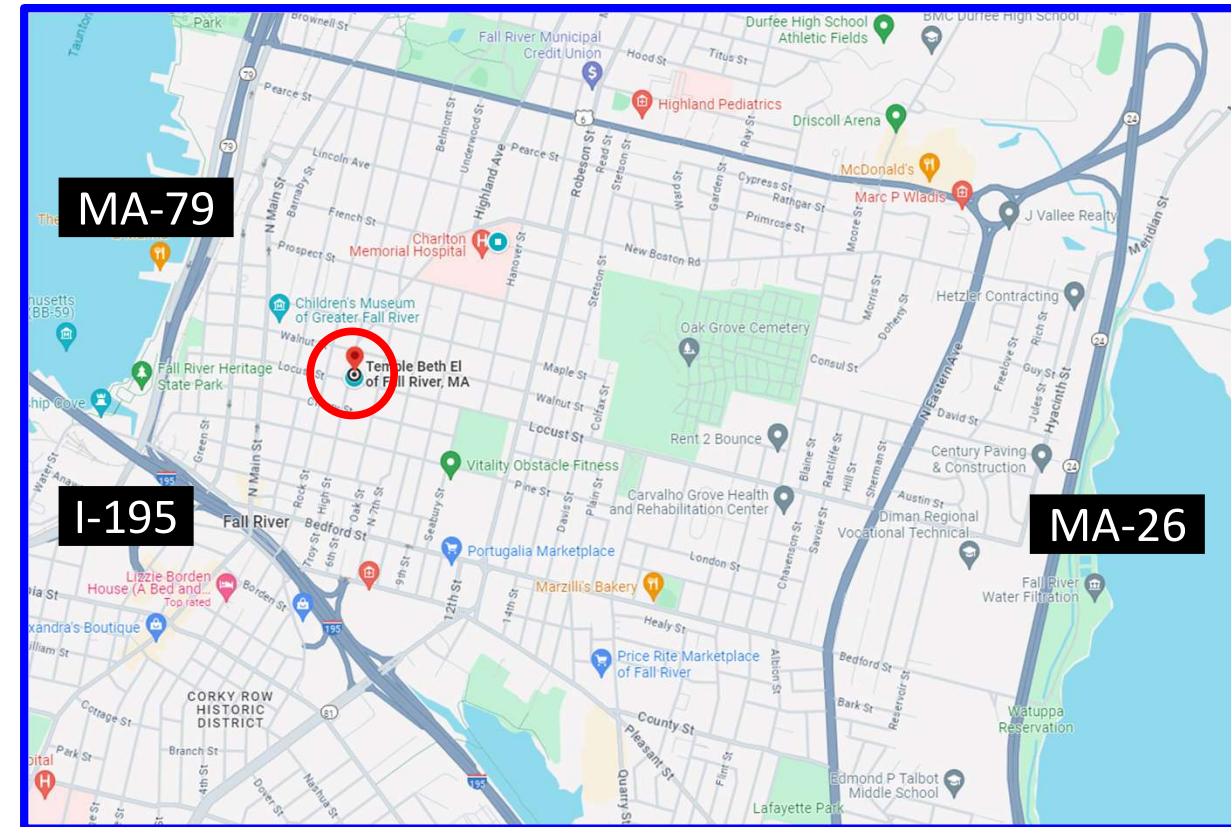
Nancy C Stanton

Google

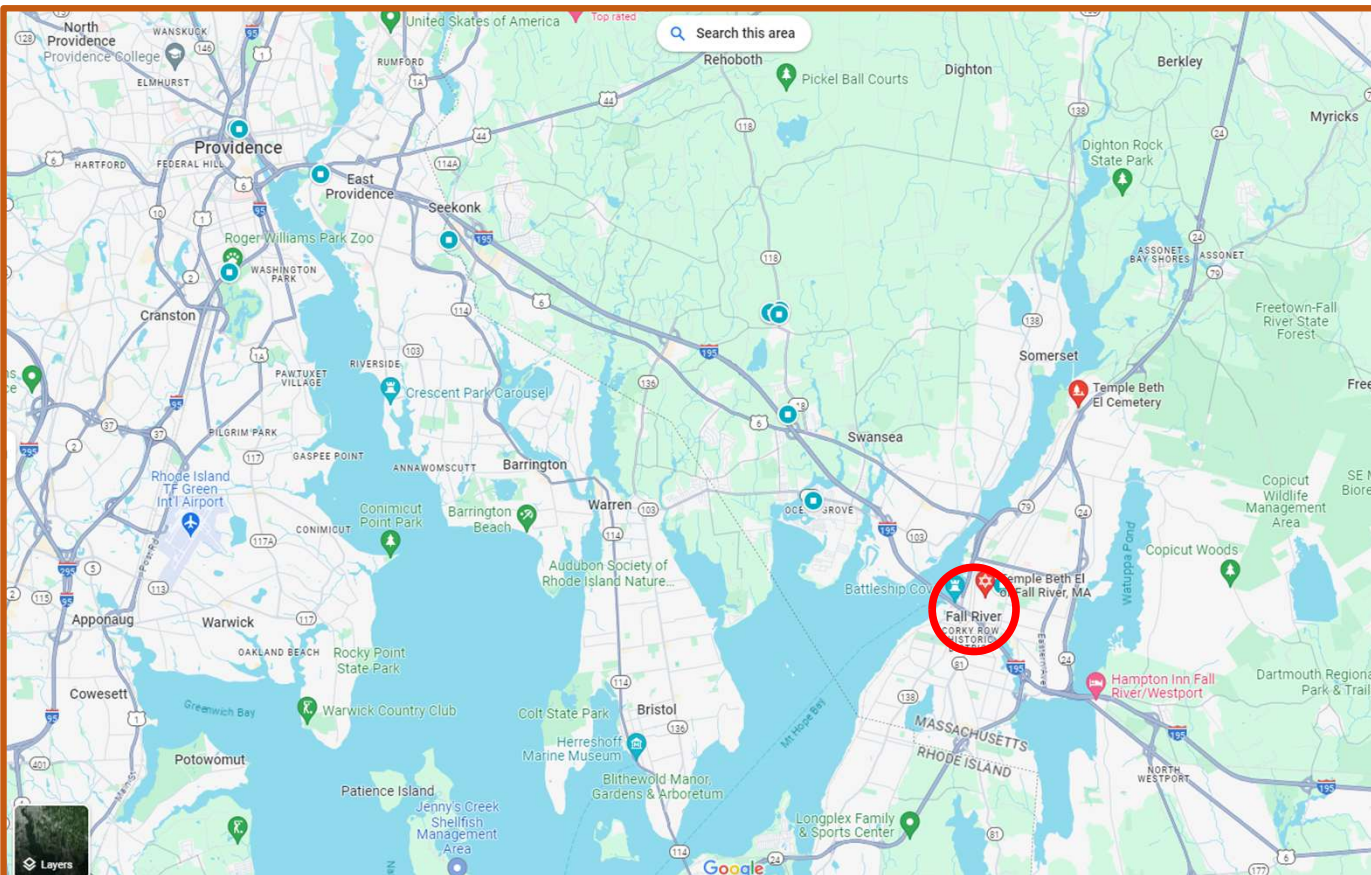
Four Square Fall River

Site Location Attributes

- 25 Minutes to Downtown Providence
- 1.5 hours to Downtown Boston
- 2 hours to Hartford & New Haven CT

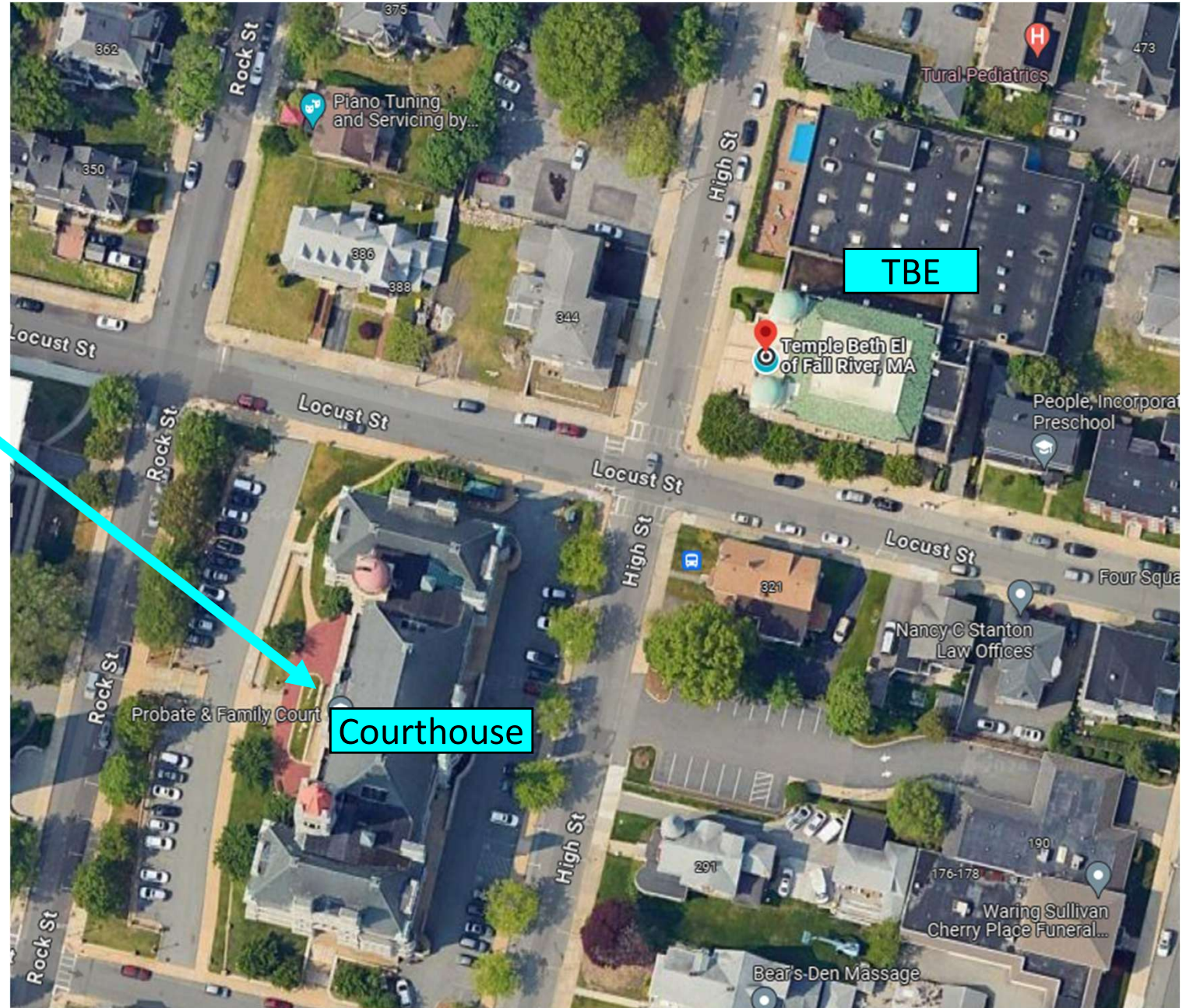
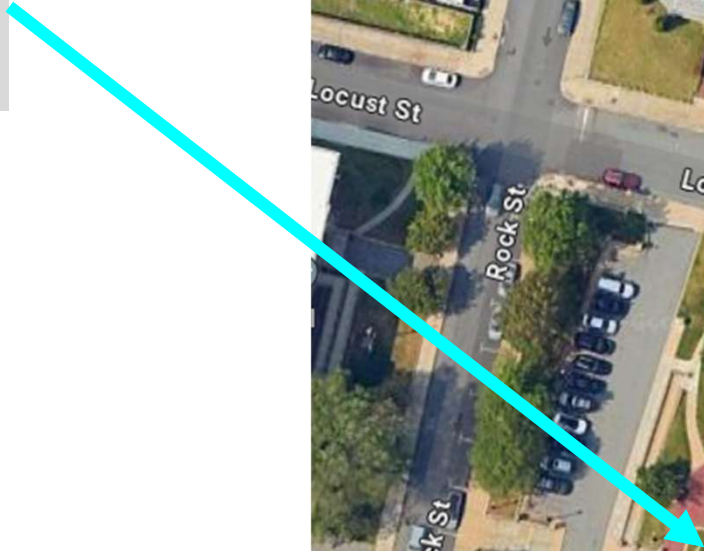


- Blocks from I-195
- Blocks from New MA-79
- Blocks from MA-26
- 12 Blocks to New MBTA Station



Key Neighbor

Courthouse is across
the intersection



Selling the Site

- The Entire complex is for Sale.
 - Land, Buildings, etc.
 - Contents are included.
 - Detailed Inventory available (Excel summary and cloud photo library)
- People Incorporated Pre-School has moved to their new building.
- The Temple Congregation is moving to new location Nov 1

SITE is Free and Clear of usage November 2025

Beth El – Facility Overview

- Built 1928, 1970's Peak attendance 3,000



	Highlights	Area (sq. ft.)
Main Sanctuary & Entry Lobby	1,500 seating, Stained Glass Walls & Ceiling Carved wood Ark and surround	7,000
Chapel	40 Seating, Air Conditioned	400
Judaic Library, Jewish Library	1,000+ Religious books, 1,000+ Jewish Topics books	900
Rabbinical Offices	Separate offices for Rabbi and Cantor, and shared private library	300
Ballroom (Vestry)	Easily Accommodate 200 seated guests. Has small performance stage	2,700
Ballroom Anteroom/Restrooms	Can Accommodate pre-function gathering. Elevator to Fancy Steet Level Entrance & Sanctuary Lobby.	2,800
Kitchen and Support rooms	Can accommodate 20 burner stove, 5-bay "pizza" ovens, 2 commercial sinks and washing stations, Commercial refrigeration, large prep island	1,000
Ballroom Grand Entry	Can Accommodate pre-function gathering. Direct entry to Ballroom	1,800
School Classrooms & Office	11 total classrooms; 2 with bathrooms. Staff office at secure entry	10,000
School Auditorium/Gym	19' high ceiling, 91' by 70' unobstructed room, not including performance stage, with side stage storage rooms. Hardwood floors and Basketball hoops	7,800
Organ/Choir area	Professional XXX pipe organ directly abutting Sanctuary. Could be transformed to auxiliary use.	300
Basement	XX by XX continuous space.	4,500
Other		
Total		40,000

Additional Details

Main Sanctuary

- Seats ~1,500
- 4 Sections of 40 Rows
- Stained Glass windows on both sides & Rotunda
- Ark has carved wooden doors and screen.
- Open space above ark is “Organ” room.
- Space is heated

- **82' X 66' with 30' ceiling**
 - **5,400 Square feet unobstructed space**



Ballroom (Vestry)

- Accommodates 20-25 Ten-Top Tables
- Has a stage
- Direct Access to Ante-room/Bathrooms
- Direct Access to High street entrance.
- Direct Access to Kitchen
- Direct Access to Chapel and Libraries

- **40' X 68' with 11' ceiling**
 - **2,720 square feet**



Wonderful Open Room for Festive Gatherings

Chapel

- Seats 40
- 2 Sections of 4 Rows
- Space is heated & AC
- Used for smaller services

- **24' X 17' with 11' ceiling**
 - **400 Square feet**



Library & Board rooms

- 2 Equal size rooms
- Both used as Library/Meeting Rooms
- **25' x 18' Each**
 - 450 square feet each



Board Room

Library



Wall between rooms could easily be removed.

Kitchen

- Accommodates:
 - 20 burner stoves and commercial vent
 - Dual Commercial sink stations with washing station
 - Commercial Refrigeration
 - Central work island
 - 2 supporting storage/staging areas
- **Working Kitchen 38' X 17'**
 - 650 square feet
- **Kitchen Vestibule 8' X 8'**
 - 64 square feet
- **Kitchen Storage 16' X 13'**
 - 210 square feet



Can be modernized to serve 200 meals per seating

School

- School office at secure entry
- School section has its own Kitchen
- **11 Classrooms 11' ceilings.**
- **Largest is 24' by 38',
Smallest is 14' by 33',
Average is 23' by 22'**
- **Teacher's Lounge is
20' by 21 ½ '**



School Auditorium/ Gym

- Largest Unobstructed space
- Large stage with formal curtains
- Stage area has storage rooms in wings.
- **91' X 70', 19' ceiling**
 - 6,400 square feet
 - 7,799 square feet if stage removed



122,000 Cubic Feet of Unobstructed Indoor space

M-28 0035
Part 1 Part 2 Part 3 Part 4

M-28-0035
Parcel ID Building Location 385 HIGH ST Fall River

Card: 1 of 1 Total Card Total Parcel
APPR 1,680,400 / 1,680,400
USE + IMP 1,680,400 / 1,680,400
USE LAND 0 / 0
ASSESSED 1,680,400 / 1,680,400

PROPERTY LOCATION
385 HIGH ST
FALL RIVER, MA

IN PROCESS APPRAISAL SUMMARY

Use Code	Building Val	Yard Items	Land Size	Land Val	Total Val
960	1,502,500	0	0.00	177,900	1,680,400
Building Total	1,502,500	0	0.00	177,900	1,680,400
Parcel Total	1,502,500	0	0.00	177,900	1,680,400
Source	0 - Mkt Adj Cost	Tot Val SF/Bld	54.46	Tot Val SF/Prcl	54.46

LEGAL DESCRIPTION



OWNERSHIP
BETH EL CONGREGATION TEMPLE
385 HIGH ST
FALL RIVER, MA 02720-0000

PREVIOUS ASSESSMENTS

Property ID: 20109

Tx Yr	Cat	Use	Bld Value	Yard Items	Land Size	Land Val	Total Appr	Assessed/Notes	Date
2024	FV	960	1,502,600	0	34,306	177,900	1,680,500	1,680,500 Year End Roll	01/03/2024
2023	FV	960	1,462,400	0	34,306	161,600	1,624,000	1,624,000 Year End Roll	12/09/2022
2022	FV	960	1,462,400	0	34,306	161,600	1,624,000	1,624,000 Year End Roll	12/07/2021
2021	FV	960	1,401,800	0	34,306	159,200	1,561,000	1,561,000 Year End Roll	12/16/2020
2020	FV	960	1,360,700	0	34,306	166,600	1,527,300	1,527,300 YER	01/02/2020
2019	FV	960	1,360,700	0	34,306	166,600	1,527,300	1,527,300 YER	12/20/2018
2018	FV	960	1,360,700	0	34,306	166,600	1,527,300	1,527,300 Year End Roll	12/05/2017
2017	FV	960	1,360,700	0	34,306	166,600	1,527,300	1,527,300 Year End Roll	12/08/2016
2016	FV	960	1,360,700	0	34,306	166,600	1,527,300	1,527,300 YEAR END	01/11/2016
2015	FV	960	1,360,700	0	34,306	166,600	1,527,300	1,527,300 Year End Roll	1/5/2015

PREVIOUS OWNER

NARRATIVE DESCRIPTION
This parcel contains 34,306 APT of land mainly classified as REL CH with a CHURCH/SYN building built about 1928, having primarily BRICK Exterior and 30,855 Square Feet, with 1 Commercial Unit.

SALES INFORMATION

Grantor	Legal Ref	Type	Date	Sale Price	TSF	Verif.	NAL	Notes
	N/A		01/01/1900	0	No			

OTHER ASSESSMENTS

Code	Desc	Amt	Comm Int Amt

PROPERTY FACTORS

Item Code	Item	Code	%
Util 1	Dis 1 Fall River		0.0000
Util 2	Dis 2		
Util 3	Dis 3		
Census	Zone 1 A-2		100
F. Haz	Zone 2		
Topo	Zone 3		
Street	HX		
Traffic			
Exempt			

BUILDING PERMITS

Date	Number	Desc	Amount	Closed	Status	Type	Notes	Last Visit
07/30/2008	782	REPAIRS	5,795	04/27/2009	C		REBRICK 5 AWNING	
06/10/2008	588	H/C RAMP	5,600	04/27/2009	C			

ACTIVITIES

Date	Result	By
09/12/2022	2	DAN WERT

LAND SECTION (960)

LUC	LUC Desc	Alt %	Ft.	# Units	Depth	U. Type	L. Type	Ft.	Base V.	Unit Prc	Adj Prc	NBC	Ft.	Mod.	Inf 1	%	Inf 2	%	Inf 3	%	Appr	Alt 2 LUC	%	Spec L.V.	Juris	L. Ft.	Assessed/Notes
960	REL CH		1	34,306		SF	SITE	1		04.57	4.57	8205	1								177,923		0	0	CNTR	1	177,900 C/I SITE
Total AC/HA				0.79	Total SF/SM				34,306.00	Parcel LUC 960 - REL CH				P. NBC Desc/CI 05 SF				Tot	177,923	Tot	0	Tot	177,900				

VT SPAN
GIS Coord 1
GIS Coord 2
Insp Date
Print Date / Time
3/24/2024 10:22 am
Last Date / Time
2/7/24 6:31 pm
conv
USER DEFINED
MAP ID
VT SPAN#
PriorID3a
CONTIG MAP ID
PriorID2b
PriorID3b
CONTIG MAP ID
PriorID2c
PriorID3c
Assessor Map

Fall River/
Bristol County
Records
(pg. 1 of 2)

SITE Footprint per Zillow

Temple Beth El



Welcome to Your
New Property at
385 High Street
Fall River 02720