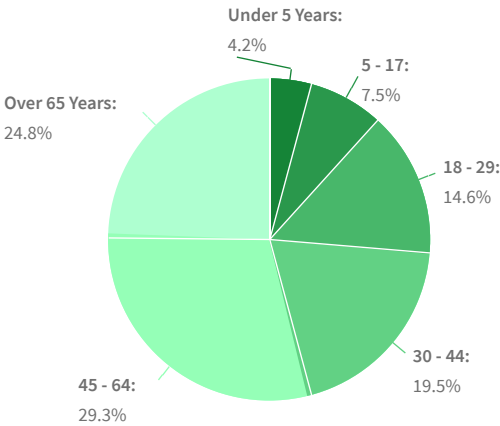


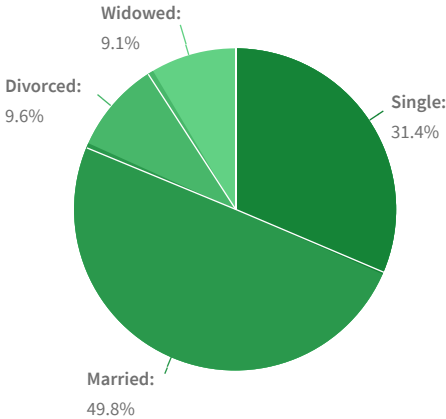
AGE

Neighborhoods that score highest for mixed ages have the most equitable distribution across all age groups.

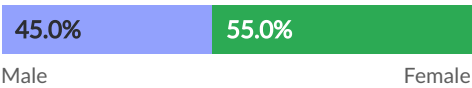


MARITAL STATUS

Based on residents who are 18 and over. We are unable to include same-sex marriages due to data limitations.

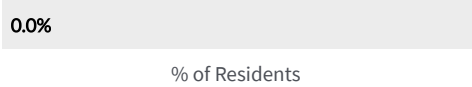


GENDER



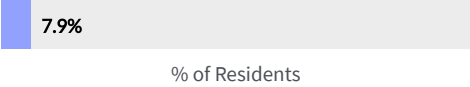
MILITARY

Currently active in the military living on or off base.



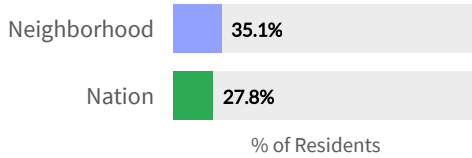
COLLEGE

Enrolled undergraduate or graduate students living on or off campus.

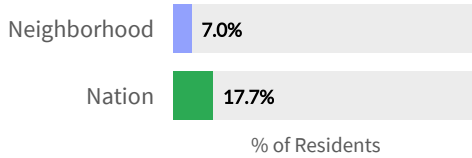


HOUSEHOLD TYPES

One person households



Married Couple with Child



Single Parent with Child

