

10410 W. MAPLE

10410 W. MAPLE, WICHITA, KS 67209

PROPERTY SUMMARY



LOCATION DESCRIPTION

Uncover the potential of the area surrounding 10410 W. Maple in Wichita, KS! Situated amidst a vibrant retail landscape, this location offers a plethora of shopping, dining, and entertainment options. With convenient access to major thoroughfares, the area provides excellent visibility and accessibility for your retail or strip center business. Nearby attractions such as NewMarket Square and Wichita's bustling shopping districts offer a diverse array of opportunities to attract patrons. Captivate the attention of the steady flow of local and visiting customers drawn to this dynamic area. Embrace the energy and opportunity that this prime location in Wichita has to offer for your retail business.

PROPERTY HIGHLIGHTS

- High-visibility location on W. Maple St.
- Ample parking for customers and tenants.
- Versatile spaces suitable for various retail concepts.

OFFERING SUMMARY

Lease Rate:	Currently Occupied Inquire if Interested
Number of Units:	5
Available SF:	1,188 SF
Building Size:	10,832 SF

DEMOGRAPHICS	1 MILE	3 MILES	5 MILES
Total Households	3,264	22,432	41,901
Total Population	8,096	56,339	104,382
Average HH Income	\$80,039	\$83,519	\$80,677

Presented By:

Legacy Commercial Property

847.904.9200

info@legacypro.com

10410 W. MAPLE

10410 W. MAPLE, WICHITA, KS 67209

ADDITIONAL PHOTOS



Presented By:

Legacy Commercial Property

847.904.9200

info@legacypro.com




LEGACY
COMMERCIAL PROPERTY

209 Powell Place
Brentwood, TN 37027
<http://legacypro.com>

10410 W. MAPLE

10410 W. MAPLE, WICHITA, KS 67209

PLANS



LEASE INFORMATION

Lease Type:	NNN	Lease Term:	Negotiable
Total Space:	1,188 SF	Lease Rate:	Currently Occupied Inquire if Interested

AVAILABLE SPACES

SUITE	TENANT	SIZE	TYPE	RATE	DESCRIPTION
10410 W. Maple	New Good Fortune Inc. C19	1,200 SF	NNN	-	-
10410 W. Maple	Available	1,188 SF	NNN	Contact Broker for Pricing	-
10410 W. Maple	Vapor 100	1,198 SF	NNN	-	-
10410 W. Maple	Nail Lounge	1,200 SF	NNN	-	-
10410 W. Maple	Lighthouse Properties MH	6,046 SF	NNN	-	-

Presented By:

Legacy Commercial Property

847.904.9200

info@legacypro.com



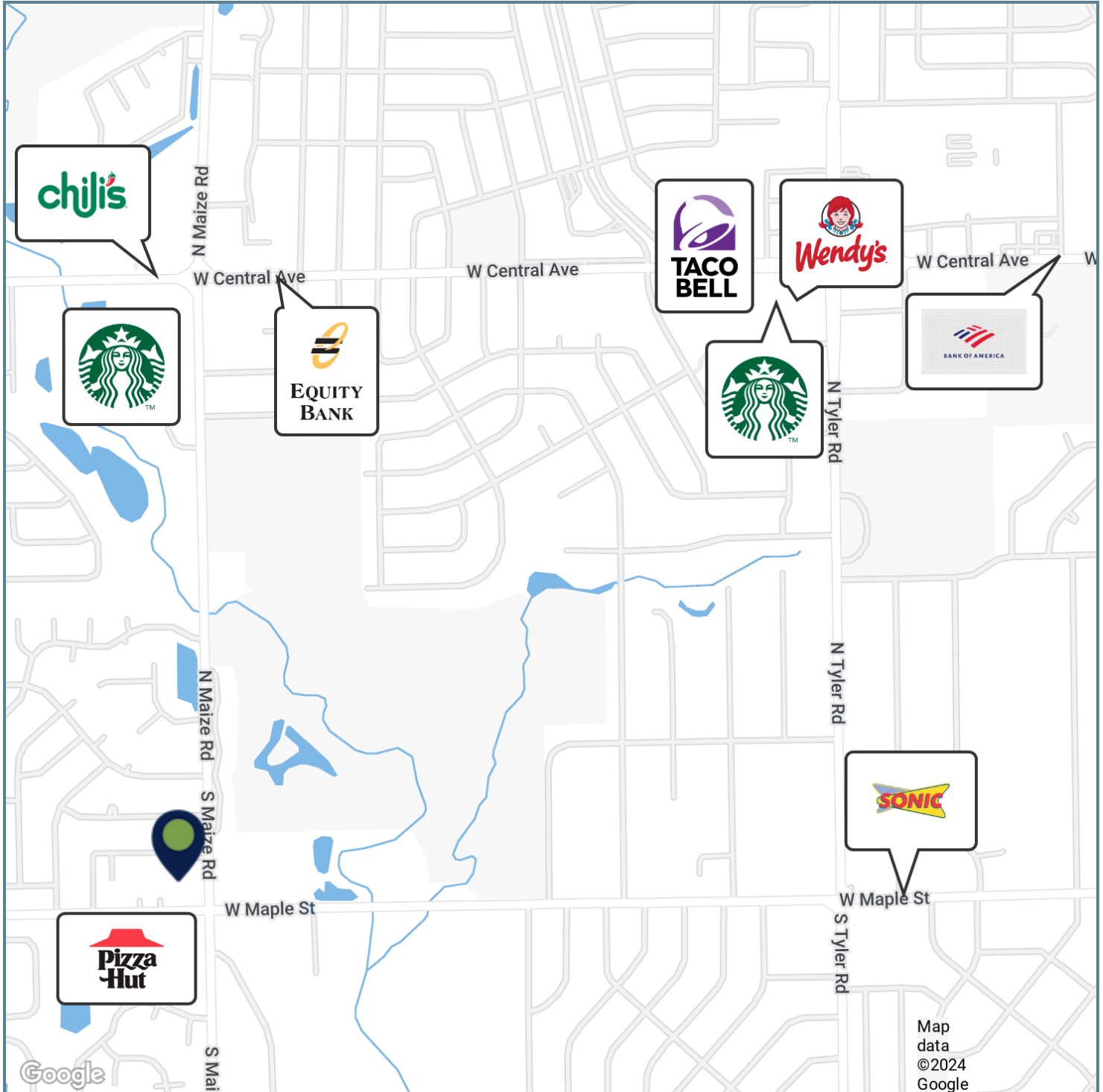
LEGACY
COMMERCIAL PROPERTY

209 Powell Place
Brentwood, TN 37027
<http://legacypro.com>

10410 W. MAPLE

10410 W. MAPLE, WICHITA, KS 67209

RETAILER MAP



Presented By:

Legacy Commercial Property

847.904.9200

info@legacypro.com



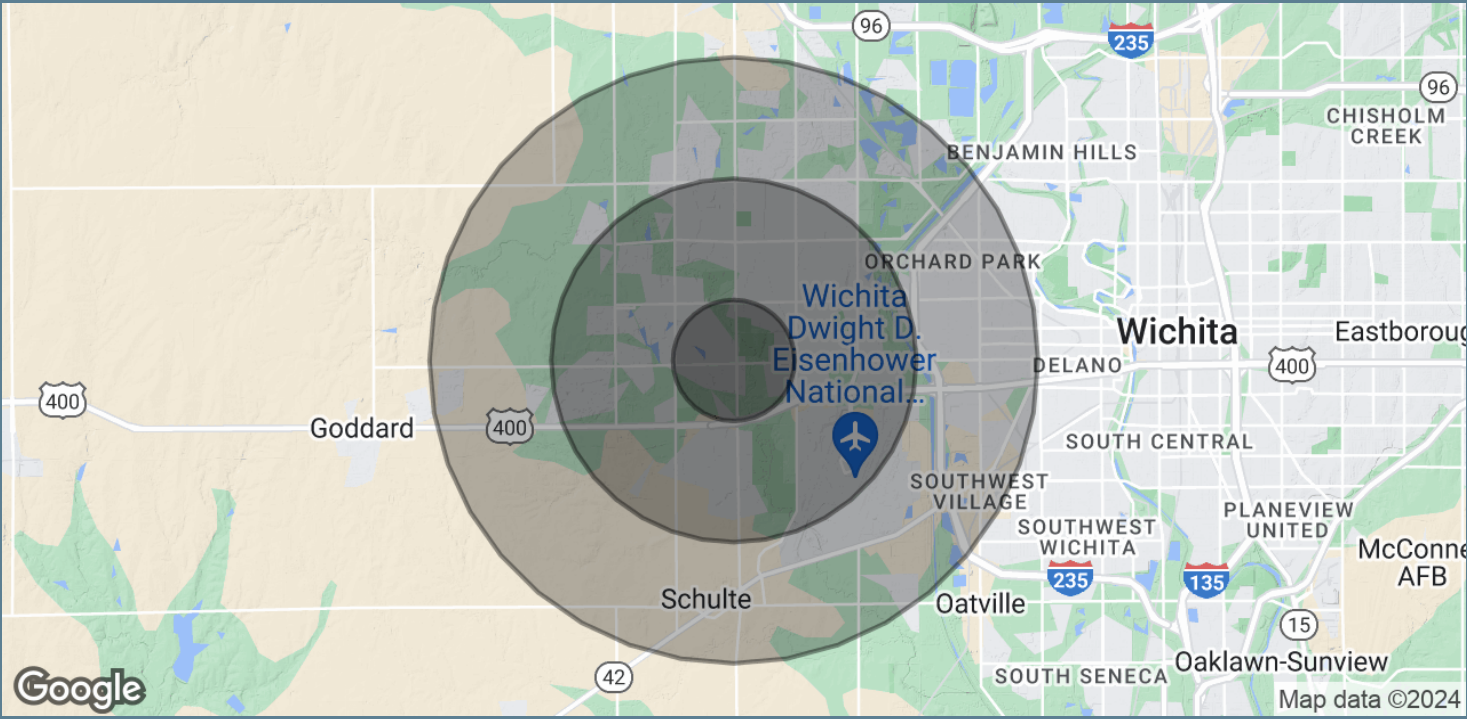
LEGACY
COMMERCIAL PROPERTY

209 Powell Place
Brentwood, TN 37027
<http://legacypro.com>

10410 W. MAPLE

10410 W. MAPLE, WICHITA, KS 67209

DEMOGRAPHICS MAP & REPORT



POPULATION	1 MILE	3 MILES	5 MILES
Total Population	8,096	56,339	104,382
Average Age	42.8	38.1	38.0
Average Age (Male)	42.3	37.5	37.7
Average Age (Female)	47.0	39.3	38.4
HOUSEHOLDS & INCOME	1 MILE	3 MILES	5 MILES
Total Households	3,264	22,432	41,901
# of Persons per HH	2.5	2.5	2.5
Average HH Income	\$80,039	\$83,519	\$80,677
Average House Value	\$167,301	\$165,998	\$166,177

2020 American Community Survey (ACS)





LEGACY
COMMERCIAL PROPERTY

Accelerate Your National Growth

Legacy Commercial Property specializes in leasing, acquisitions, development, construction, and property management. We've operated over ten businesses in 800 locations and truly understand what you, as an operator, need. We pride ourselves in operating quickly and have a proven track record of helping you find the best locations in every market.

Your Go-to Expansion Partner

Grow Quickly with Our Portfolio

- Flexible leasing options
- Strong visibility and signage
- Build to suit and ground leases
- Exclusive rights to property

Grow Strategically with New Developments

- Site selection experts
- Ground up development
- Buy-to-hold investments
- Experienced developers
- Creative deals and off-market properties
- Efficient development process

Our National Tenants

DOLLAR GENERAL



Why Legacy



Large Portfolio

Leverage our 700+ properties in 20+ states to quickly expand your national footprint.



One Partner

We help you quickly find locations, finance deals, manage construction, and eliminate inefficiencies.



Prime Locations

Our properties are located on high-traffic corner lots known as "Main and Main."



True Operators

We've operated over ten businesses in 800+ locations and understand your need to move quickly.

