




Karen Loffredo

Licensed Real Estate Salesperson
Cell: 716-578-9005 | Office: 716-834-5400
karen.loffredo@huntrealestate.com
2835 Sheridan Drive, Tonawanda, NY 14150



Karen Loffredo

Licensed Real Estate Salesperson
Cell: 716-578-9005 | Office: 716-834-5400
karen.loffredo@huntrealestate.com
2835 Sheridan Drive, Tonawanda, NY 14150

HYATT'S
All Things Creative

Filo
Aerial Pictures

LA FITNESS

HYATT'S
All Things Creative

Gordon RESTAURANT MARKET

Checkers
CRAZY GOOD FOOD

Catalyst FITNESS

REGAL

THE HOME DEPOT

4 WIVB

151-161 Botsford

57 Hartwell

160 Camden

164 Camden

Straford Road

Karen Loffredo
Licensed Real Estate Salesperson
Cell: 716-578-9005 | Office: 716-834-5400
karen.loffredo@huntrealestate.com
2835 Sheridan Drive, Tonawanda, NY 14150



HYATT'S
All Things Creative

Gordon
RESTAURANT
MARKET

Checkers
CRAZY GOOD FOOD

Catalyst
FITNESS

REGAL

THE
HOME
DEPOT

4
WIVB

151-161 Botsford

57 Hartwell

160 & 164
Camden



Karen Loffredo

Licensed Real Estate Salesperson
Cell: 716-578-9005 | Office: 716-834-5400
karen.loffredo@huntrealestate.com
2835 Sheridan Drive, Tonawanda, NY 14150



Karen Loffredo

Licensed Real Estate Salesperson
Cell: 716-578-9005 | Office: 716-834-5400
karen.loffredo@huntrealestate.com
2835 Sheridan Drive, Tonawanda, NY 14150

PROPERTY DEMOGRAPHICS: 151-161 BOTSFORD PLACE

151-161 Botsford Pl Buffalo, NY 14216 - Greater Buffalo Submarket
Land of 2.30 AC

1 of 1

Results Table | Print Reports | Change Criteria | Show Criteria | Edit Results | Save Survey | Add Properties | Remove Property | + Lease Analysis | + Lease Comp | Lookup Property | Property Search | For Lease Search | Multi-Fam Search | Retail Search | Shop Ctr Search | Analytic Search | My Surveys | Update Data

Summary | Lease Analysis | Sale | Tenant | Analytics | **Demographics** | Assessments | Contacts | Images | Map | My Data | News

Summary | Demographics | Daytime Employment | Consumer Spending | Traffic

graph: **Population** | 1 Mile | prev | next | big graph | radius quick stats

	1 Mile	3 Mile	5 Mile
Population			
2018 Total Population:	25,211	163,525	334,771
2023 Population:	24,899	161,981	333,184
Pop Growth 2018-2023:	(1.24%)	(0.94%)	(0.47%)
Average Age:	38.20	38.10	38.30
Households			
2018 Total Households:	11,848	70,719	145,559
HH Growth 2018-2023:	(1.26%)	(0.97%)	(0.44%)
Median Household Inc:	\$45,030	\$44,977	\$41,827
Avg Household Size:	2.10	2.20	2.20
2018 Avg HH Vehicles:	1.00	1.00	1.00
Housing			
Median Home Value:	\$126,533	\$133,750	\$126,967
Median Year Built:	1946	1946	1947

PROPERTY DEMOGRAPHICS: 151-161 BOTSFORD PLACE

Land

Type	3 Star Commercial Land		
Zoning	Commercial		
Land AC - Gross	2.30 AC	Land SF - Gross	100,188 SF
Land AC - Net	2.30 AC	Land SF - Net	100,188 SF
Topography	Level		
Off Sites	Curb/Gutter/Sidewalk, Electricity, Gas, Sewer, Streets, Water		
Proposed Use	Apartment Units, Commercial, MultiFamily, Single Family Development		
Parcel	140200-078-540-0005-002-000		
Walk Score®	Somewhat Walkable (56)		
Transit Score®	Some Transit (49)		

Location

Zip	14216
Submarket	Greater Buffalo
Submarket Cluster	Greater Buffalo
Market	Buffalo/Niagara Falls
County	Erie
State	New York
CBSA	Buffalo-Cheektowaga-Niagara Falls, NY
DMA	Buffalo, NY-PA

Demographics

	1 Mi	3 Mi
Population	25,211	163,525
Households	11,848	70,719
Average Age	38.20	38.10
Median HH Income	\$45,030	\$44,977
Daytime Employees	11,937	85,521
Population Growth '18-'23	▼ 1.2%	▼ 0.9%
Household Growth '18-'23	▼ 1.3%	▼ 1.0%

Traffic

Collection Street	Cross Street	Traffic Vol	Year	Distance
Hertel Ave	Botsford Pl E	17,037	2017	0.31 mi
Elmwood Ave	Hinman Ave N	19,509	2017	0.32 mi
Delaware Ave	Comet Ave S	23,886	2017	0.33 mi
Delaware Ave	Comet Ave S	23,886	2014	0.33 mi
Delaware Ave	Wilbury Pl N	23,890	2017	0.39 mi

Made with TrafficMetrix® Products

Assessment

2017 Assessment		
Improvements	\$132,800	
Land	\$14,700	\$0.15/SF
Total Value	\$147,500	



Karen Loffredo

Licensed Real Estate Salesperson

Cell: 716-578-9005 | Office: 716-834-5400

karen.loffredo@huntrealestate.com

2835 Sheridan Drive, Tonawanda, NY 14150

Property ID: 10110543

NEIGHBORHOOD DEMOGRAPHICS: 57 HARTWELL ROAD

Population

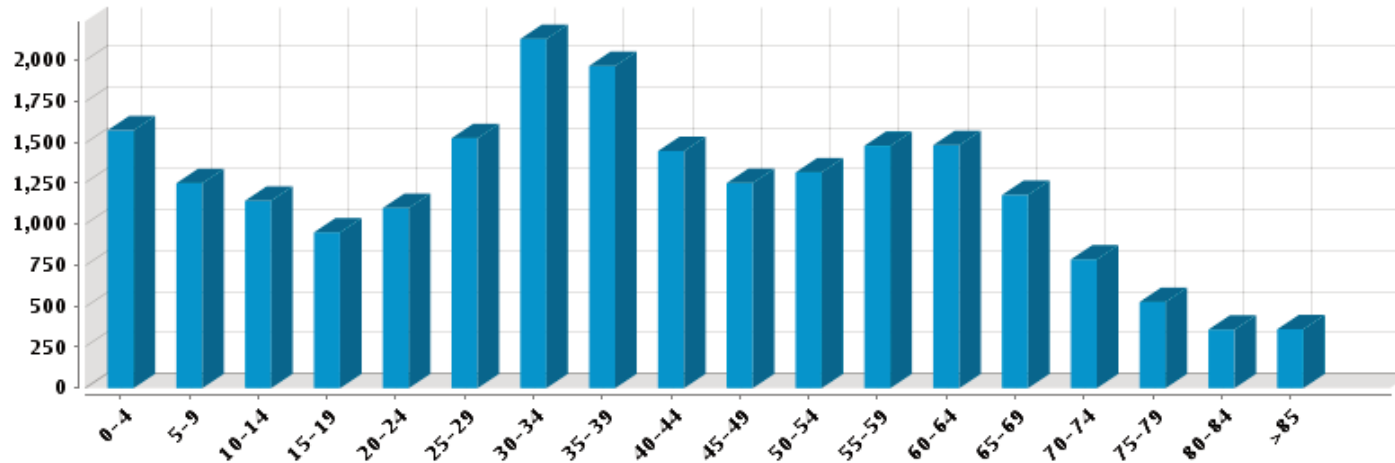
Summary

Estimated Population: **21,822**
Population Growth (since 2010): **-2.7%**
Population Density (ppl / mile): **7,851**
Median Age: **38.15**

Household

Number of Households: **10,492**
Household Size (ppl): **2**
Households w/ Children: **1,834**

Age



Karen Loffredo

Licensed Real Estate Salesperson

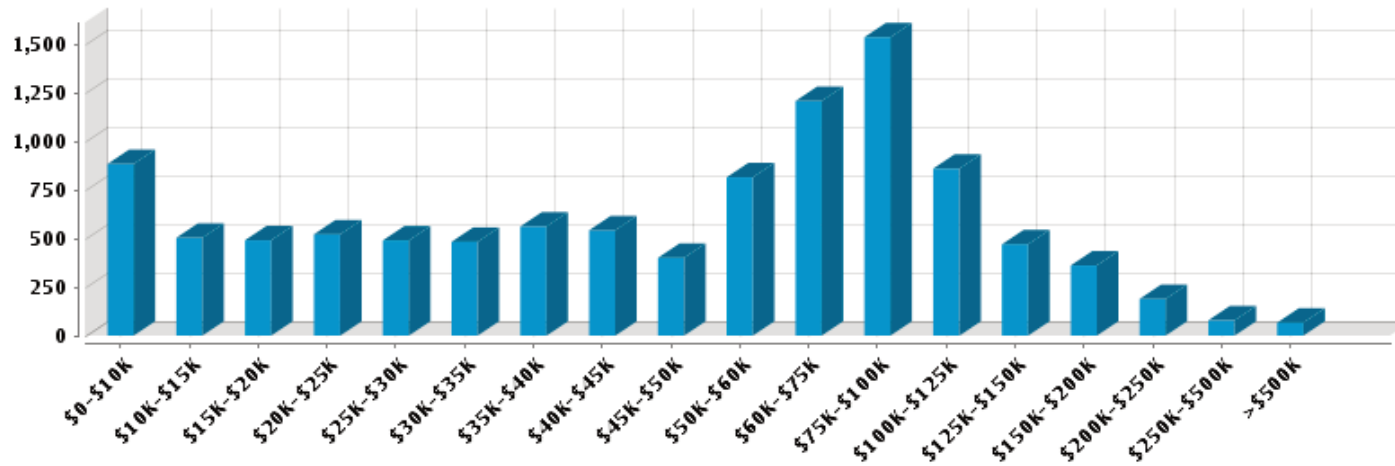
Cell: 716-578-9005 | Office: 716-834-5400

karen.loffredo@huntrealestate.com

2835 Sheridan Drive, Tonawanda, NY 14150

NEIGHBORHOOD DEMOGRAPHICS: 57 HARTWELL ROAD

Household Income



Average Household Income:

\$68,731

Average Per Capita Income:

\$33,145



Karen Loffredo

Licensed Real Estate Salesperson

Cell: 716-578-9005 | Office: 716-834-5400

karen.loffredo@huntrealestate.com

2835 Sheridan Drive, Tonawanda, NY 14150

NEIGHBORHOOD DEMOGRAPHICS: 160 & 164 CAMDEN AVENUE

Population

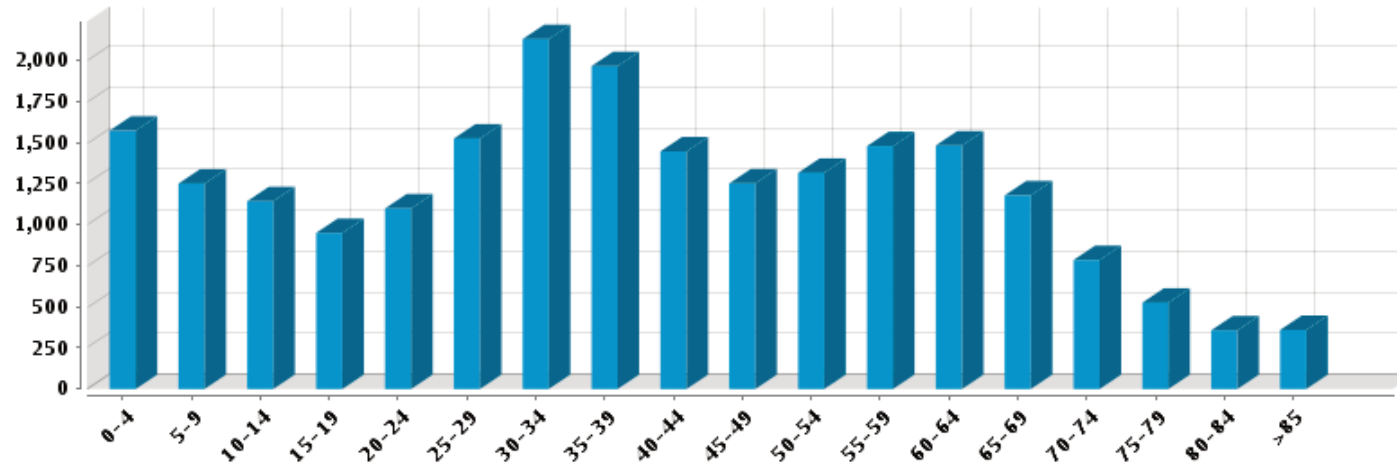
Summary

Estimated Population: **21,822**
Population Growth (since 2010): **-2.7%**
Population Density (ppl / mile): **7,851**
Median Age: **38.15**

Household

Number of Households: **10,492**
Household Size (ppl): **2**
Households w/ Children: **1,834**

Age



Karen Loffredo

Licensed Real Estate Salesperson

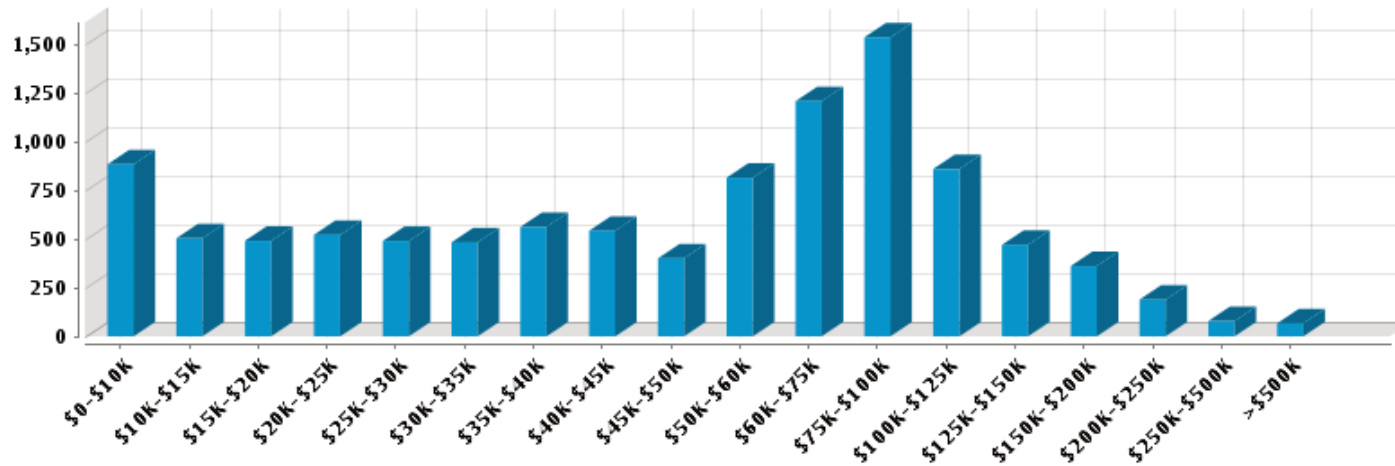
Cell: 716-578-9005 | Office: 716-834-5400

karen.loffredo@huntrealestate.com

2835 Sheridan Drive, Tonawanda, NY 14150

NEIGHBORHOOD DEMOGRAPHICS: 160 & 164 CAMDEN AVENUE

Household Income



Average Household Income:

\$68,731

Average Per Capita Income:

\$33,145



Karen Loffredo

Licensed Real Estate Salesperson

Cell: 716-578-9005 | Office: 716-834-5400

karen.loffredo@huntrealestate.com

2835 Sheridan Drive, Tonawanda, NY 14150