



**CUSHMAN &
WAKEFIELD**

FOR LEASE

555 International Way
Springfield, OR 97477


100,817 RSF Class A Office Space
Divisible to 15,000 RSF
Call for Rates

Property Highlights

- Large contiguous office space available along the I-5 corridor between the Portland Metro Area and California border
- Ample surface parking with approximately 5 spaces per 1,000 SF
- Served by Emerald Express Bus Rapid Transit system, connecting downtown Eugene to the Gateway area in Springfield

Building Features

- Flexible Divisibility
- Built to LEED Gold Standard
- Large open work spaces with significant natural light
- On-site fitness facility
- Outdoor amenities include large patio areas, mature landscaping, organic garden and a basketball court



Mark Carnese
Executive Managing Director
+1 503 279 1764
mark.carnese@cushwake.com

Tom Usher
Executive Managing Director
+1 503 279 1777
tom.usher@cushwake.com



Bill Newland
CCIM, Campbell CRE
+1 503 505 0547
bill@campbellre.com

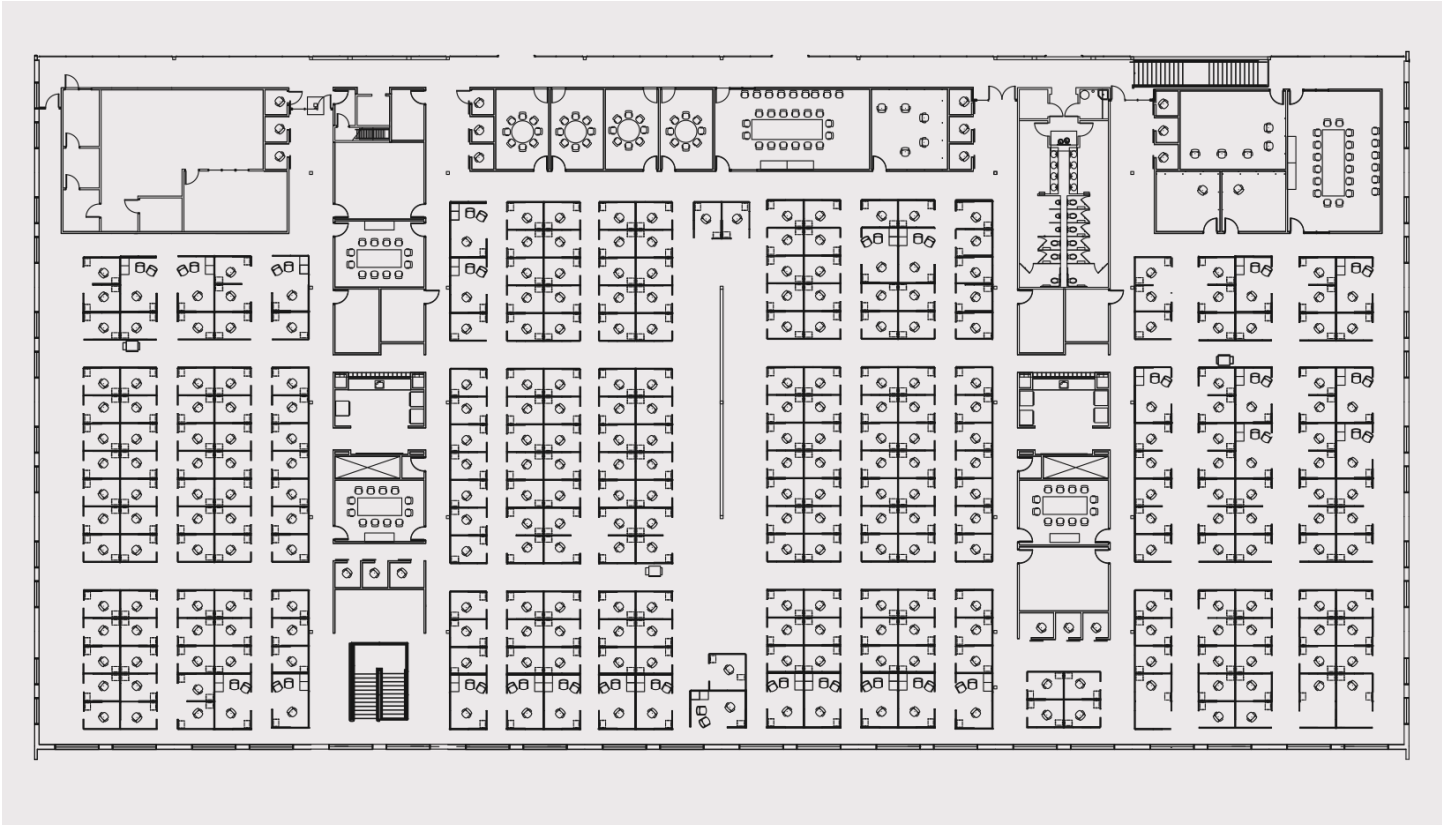


**CUSHMAN &
WAKEFIELD**

FOR LEASE

555 International Way
Springfield, OR 97477

Floor Plan - 48,910 SF



Mark Carnese
Executive Managing Director
+1 503 279 1764
mark.carnese@cushwake.com

Tom Usher
Executive Managing Director
+1 503 279 1777
tom.usher@cushwake.com



Bill Newland
CCIM, Campbell CRE
+1 503 505 0547
bill@campbellre.com

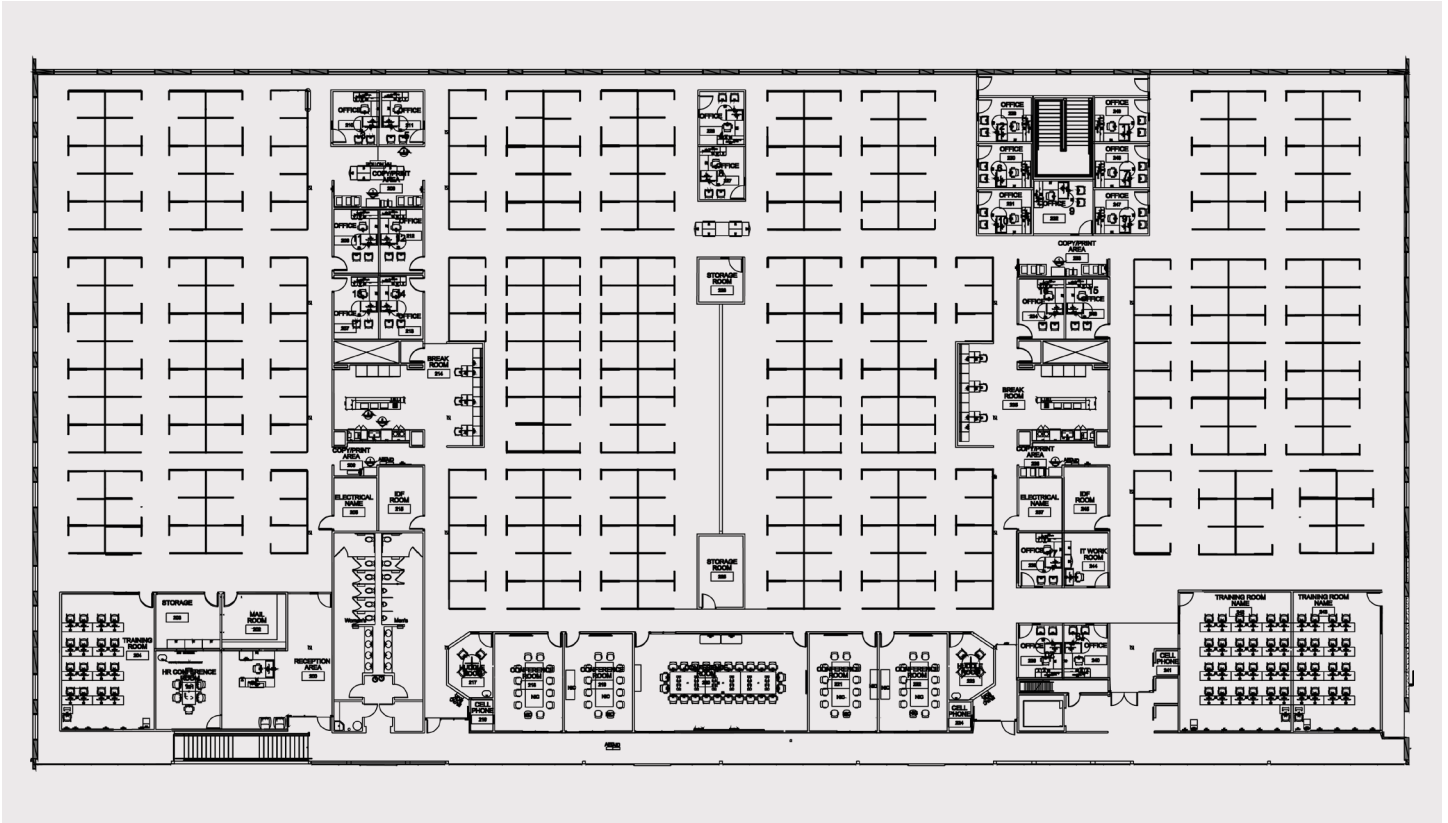


**CUSHMAN &
WAKEFIELD**

FOR LEASE

555 International Way
Springfield, OR 97477

Floor Plan - 51,907 SF



Mark Carnese
Executive Managing Director
+1 503 279 1777
mark.carnese@cushwake.com

Tom Usher
Executive Managing Director
+1 503 279 1777
tom.usher@cushwake.com



Bill Newland
CCIM, Campbell CRE
+1 503 505 0547
bill@campbellre.com



FOR LEASE

555 International Way
Springfield, OR 97477





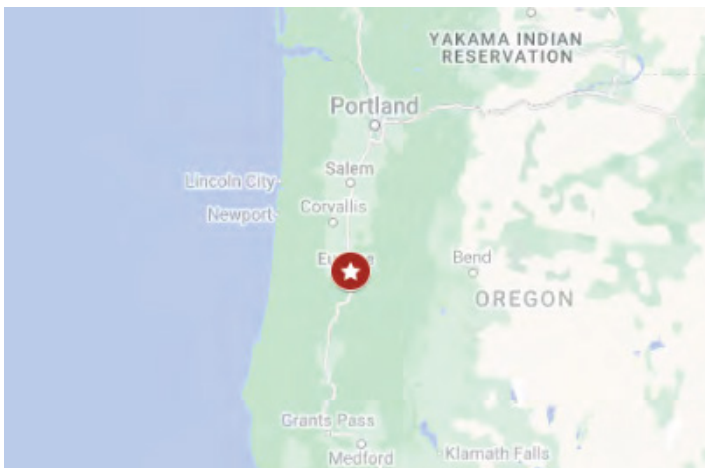
**CUSHMAN &
WAKEFIELD**

FOR LEASE

555 International Way

Springfield, OR 97477

Aerial / Location Map



Mark Carnese
Executive Managing Director
+1 503 279 1764
mark.carnese@cushwake.com

Tom Usher
Executive Managing Director
+1 503 279 1777
tom.usher@cushwake.com



Bill Newland
CCIM, Campbell CRE
+1 503 505 0547
bill@campbellre.com