



Available For Lease

1121 Skyline Dr
Hopkinsville, KY 42240



PROPERTY SUMMARY & PARCEL OUTLINE

Rare opportunity to lease or acquire a highly adaptable $\pm 142,318$ SF industrial facility on 8+ acres in Hopkinsville, Kentucky. Strategically located near the Pennyryle Parkway, US-41, and US-68, the property offers strong logistical access throughout the region. The site can support a variety of industrial uses and offers build-to-suit office potential along with the ability to add additional dock doors, drive-ins, and other custom upgrades. In addition, rail spur access can be added to the property, creating a unique opportunity for users requiring enhanced shipping flexibility and long-term operational scalability



Property Details & Specifications

Address: 1121 Skyline Dr, Hopkinsville, KY 42240

Type: Industrial Warehouse

Total SF: 143,500 (1,200 Office)

Acreage: 8.12

Dock Doors: 9



Clear Height: 14'-20'

Building Class: B

Year Built: 1968







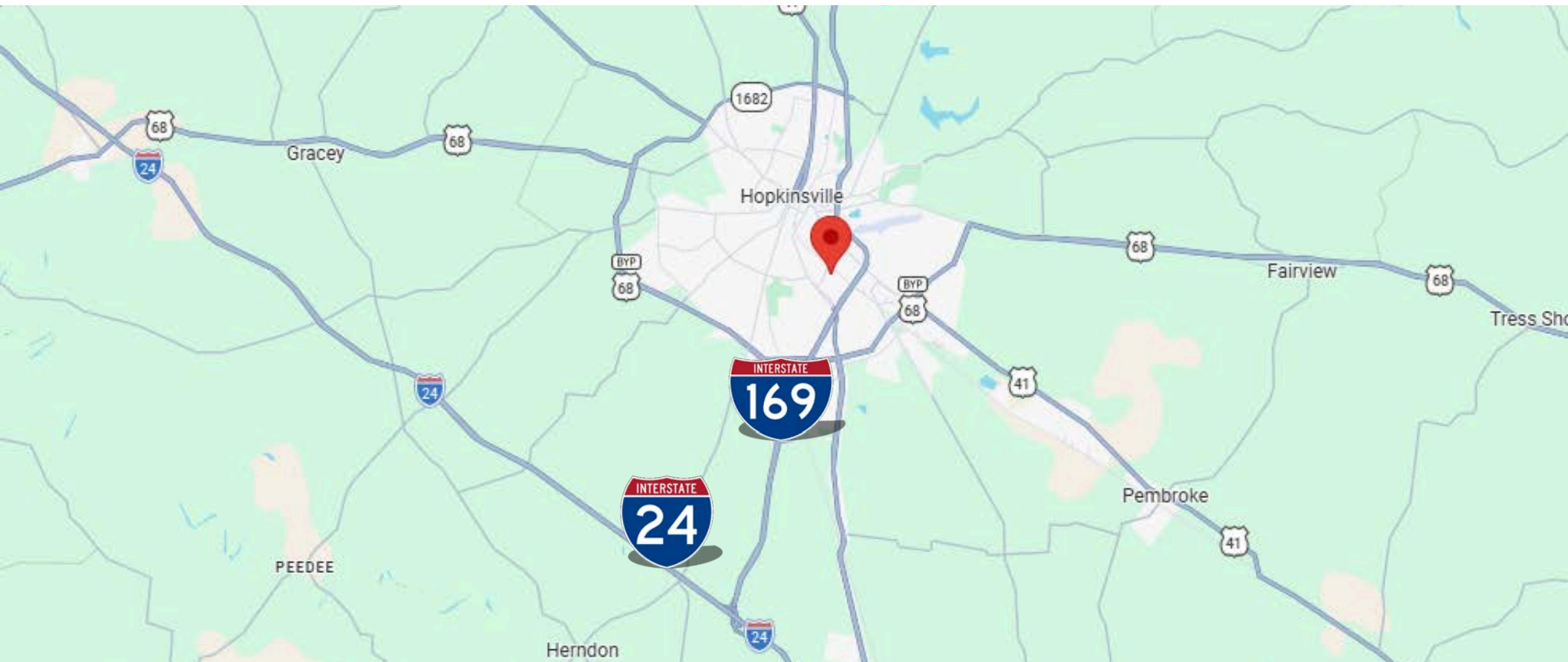
PRIME INDUSTRIAL LOCATION - (HOPKINSVILLE, KY)

Hopkinsville, KY is an emerging industrial market with strong logistics access and a reliable workforce base. Positioned near I-24 and I-169, and within reach of I-69, the city offers efficient regional distribution connectivity across the Southeast and Midwest. A key driver is nearby Fort Campbell, which provides a steady pipeline of skilled labor, supporting manufacturing and logistics users. Combined with lower costs and ample land for expansion, Hopkinsville is an attractive option for industrial, IOS, and distribution operations seeking scale without major metro pricing.

LOCATION KEY DISTANCES

I-169 - 1.4 Miles

I-24 - 9.7 Miles





Erika Champlin



VP of Acquisitions



518-353-2427



Erika@IronHornEnterprises.com

Available For Lease

1121 Skyline Dr

Hopkinsville, KY 42240

