

PROMINENT LOCATION • DIRECT ACCESS TO I-210 & I-605

KENNEDY WILSON

BROKERAGE

Retail Space for Sublease

2709-2711 Huntington Drive | Duarte, CA 91010



JAIMIE MARCHAND

Senior Portfolio Manager
jmarchand@kennedywilson.com
DRE #01904001

DONNA CLARK

Senior Managing Director
dclark@kennedywilson.com
DRE #01134266

For more information: 833-262-3190

PROMINENT LOCATION • DIRECT ACCESS TO I-210 & I-605

Retail Space for Sublease

2709-2711 Huntington Drive | Duarte, CA 91010

AVAILABLE

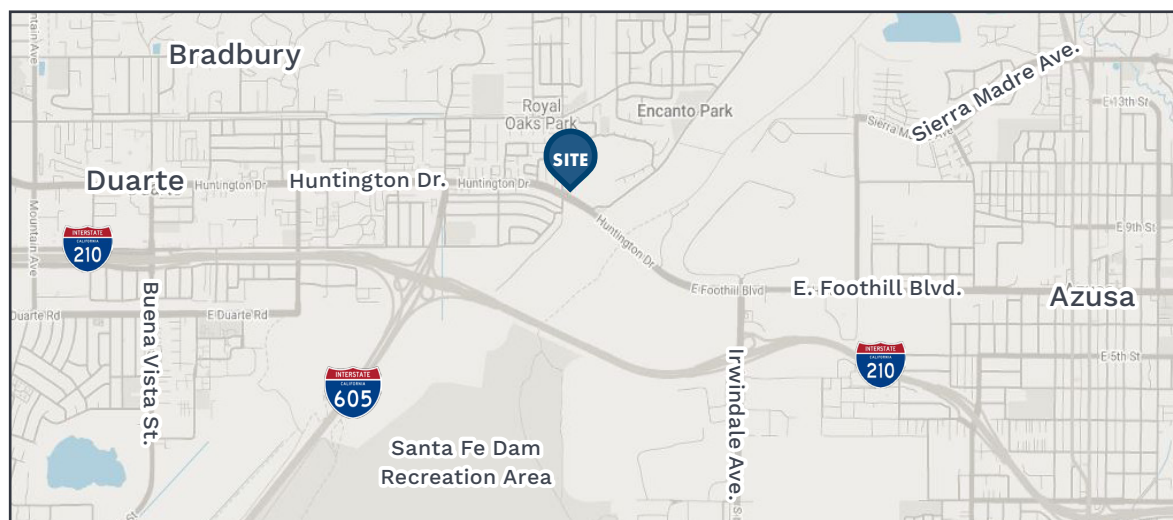
2709: ±800 SF
 2711: ±800 SF
 *spaces contiguous to ±1,600 SF

Rent: \$2.00 PSF/Mo., NNN
 Initial Lease
 Term Thru: January 31, 2042
 Parking: ±16 parking spaces

PROPERTY HIGHLIGHTS

- Vacant retail within a 7-Eleven anchored center
- Highly trafficked location at the corner of Las Lomas Blvd. and Huntington Drive (over 32,078 CPD)
- Less than 1 mile to I-210 and I-605
- Average HHI is \$111,191 within a 1 mile radius
- Immediate trade area tenants are Costco, Target, USPS, CVS, Days Inn Motel, Grocery Outlet and Walmart


Prospective tenants are hereby advised that all uses are subject to City approval




PROMINENT LOCATION • DIRECT ACCESS TO I-210 & I-605

Retail Space for Sublease

2709-2711 Huntington Drive | Duarte, CA 91010



Area Demographics



| | 1 Mile | 5 Mile | 10 Miles |
|--|------------------|------------------|------------------|
| POPULATION | | | |
| 2023 Estimated Population | 10,429 | 303,182 | 1,033,339 |
| 2028 Projected Population | 10,254 | 296,149 | 1,005,373 |
| 2010 Census Population | 10,247 | 308,056 | 1,070,852 |
| Projected Annual Growth 2023 to 2028 | -1.68% | -2.32% | -2.71% |
| Historical Annual Growth 2010 to 2023 | 1.78% | -1.58% | -3.50% |
| 2023 Median Age | 43.1 | 37.8 | 39.0 |
| HOUSEHOLDS | | | |
| 2023 Estimated Households | 3,546 | 89,159 | 301,039 |
| 2028 Projected Households | 3,474 | 86,967 | 292,251 |
| 2010 Census Households | 3,527 | 90,789 | 313,717 |
| Projected Annual Growth 2023 to 2028 | -2.03% | -2.46% | -2.92% |
| Historical Annual Growth 2010 to 2023 | 0.54% | -1.80% | -4.04% |
| RACE & ETHNICITY | | | |
| 2023 Estimated White | 64.9% | 74.3% | 66.8% |
| 2023 Estimated Black or African American | 7.61% | 3.68% | 2.79% |
| 2023 Estimated Asian or Pacific Islander | 22.0% | 17.0% | 25.9% |
| 2023 Estimated American Indian or Native Alaskan | 1.11% | 1.76% | 1.51% |
| 2023 Estimated Other Races | 4.01% | 2.89% | 2.63% |
| 2023 Estimated Hispanic | 40.6% | 59.0% | 52.7% |
| INCOME | | | |
| 2023 Estimated Average Household Income | \$111,191 | \$101,435 | \$106,923 |
| 2023 Estimated Median Household Income | \$91,229 | \$81,623 | \$84,439 |
| EDUCATION | | | |
| 2023 Estimated High School Graduate | 16.6% | 23.4% | 22.1% |
| 2023 Estimated Some College | 33.9% | 27.4% | 24.9% |
| 2023 Estimated Associates Degree Only | 3.10% | 6.84% | 6.45% |
| 2023 Estimated Bachelors Degree Only | 20.7% | 16.3% | 18.4% |
| 2023 Estimated Graduate Degree | 15.2% | 8.26% | 9.04% |

KENNEDY WILSON

BROKERAGE

JAIMIE MARCHAND

jmarchand@kennedywilson.com

DRE #01904001

DONNA CLARK

dclark@kennedywilson.com

DRE #01134266

833-262-3190

Kennedy Wilson Brokerage | 1860 Howe Avenue, Suite 240, Sacramento, CA 95825 | 833-262-3190

Kennedy-Wilson Properties, Ltd. (Responsible Broker Identity, DRE #00659610) makes no warranty or representation as to the accuracy of the information contained herein. Terms of sale or lease and availability of the property are subject to change or withdrawal without notice.