

FOR SUBLEASE

1584
HEAVY EQUIPMENT
COLLEGES OF AMERICA

Ro

cricket®

Reliable, nationwide
5G
— on the —
AT&T
network

iPhone 16e
\$49.99

Ask how to get it today!

cricket®

KARAOKE BOX

106

HOURS
Monday thru Friday
8am to 5pm

PEDICURE
MANICURE

Go Check-in

- 10% OFF on Your Birthday
- Collect 10 points for \$20 OFF

1584-106 WEST BASE LINE ST.,

SAN BERNARDINO, CA 92411

 **CUSHMAN &
WAKEFIELD**

THE OPPORTUNITY

Position your business in one of San Bernardino's most active retail corridors. This highly accessible suite offers a rare "plug-and-play" opportunity within a bustling, high-traffic shopping center. With a term through **April 30, 2028**, this sublease provides the perfect balance of established location and flexible commitment.

Square Feet	Lease Rate	NNN Charges	Total Rent
1,854 SF	\$1.86/SF	\$0.68/SF	\$2.54/SF

For further details or to arrange a tour, please contact:



KARTIK SUBRAMANIAM

Director

CA License 01356544

+1 949 375 0058

Kartik.Subramaniam@cushwake.com



1584-106 West Base Line St., San Bernardino, CA 92411

LOCATION EXCELLENCE

BUILT-IN FOOT TRAFFIC

Join a powerhouse lineup of national and regional anchors including CVS, El Super Supermarket, and Cricket Wireless.

UNRIVALED EXPOSURE

Benefit from incredible street visibility with nearly 20,000 cars per day passing through Base Line Street.

STRATEGIC ACCESS

Located just minutes from both the I-210 and I-215 freeways, making it an easy destination for customers across the Inland Empire.

SPACE FUNCTIONAL HIGHLIGHTS

SUPERIOR ACCESSIBILITY

Rare dual-access configuration with dedicated parking in both the front and rear of the building.

LOGISTICAL EASE

Includes a private rear entrance leading directly to the back parking lot—ideal for staff entry, inventory loading, or streamlined operations.

MOVE-IN READY

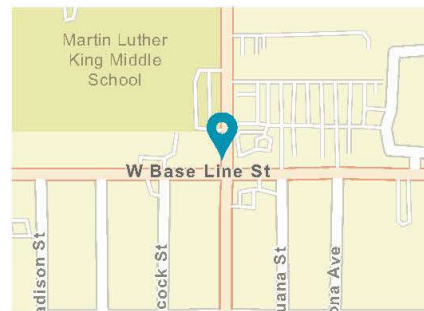
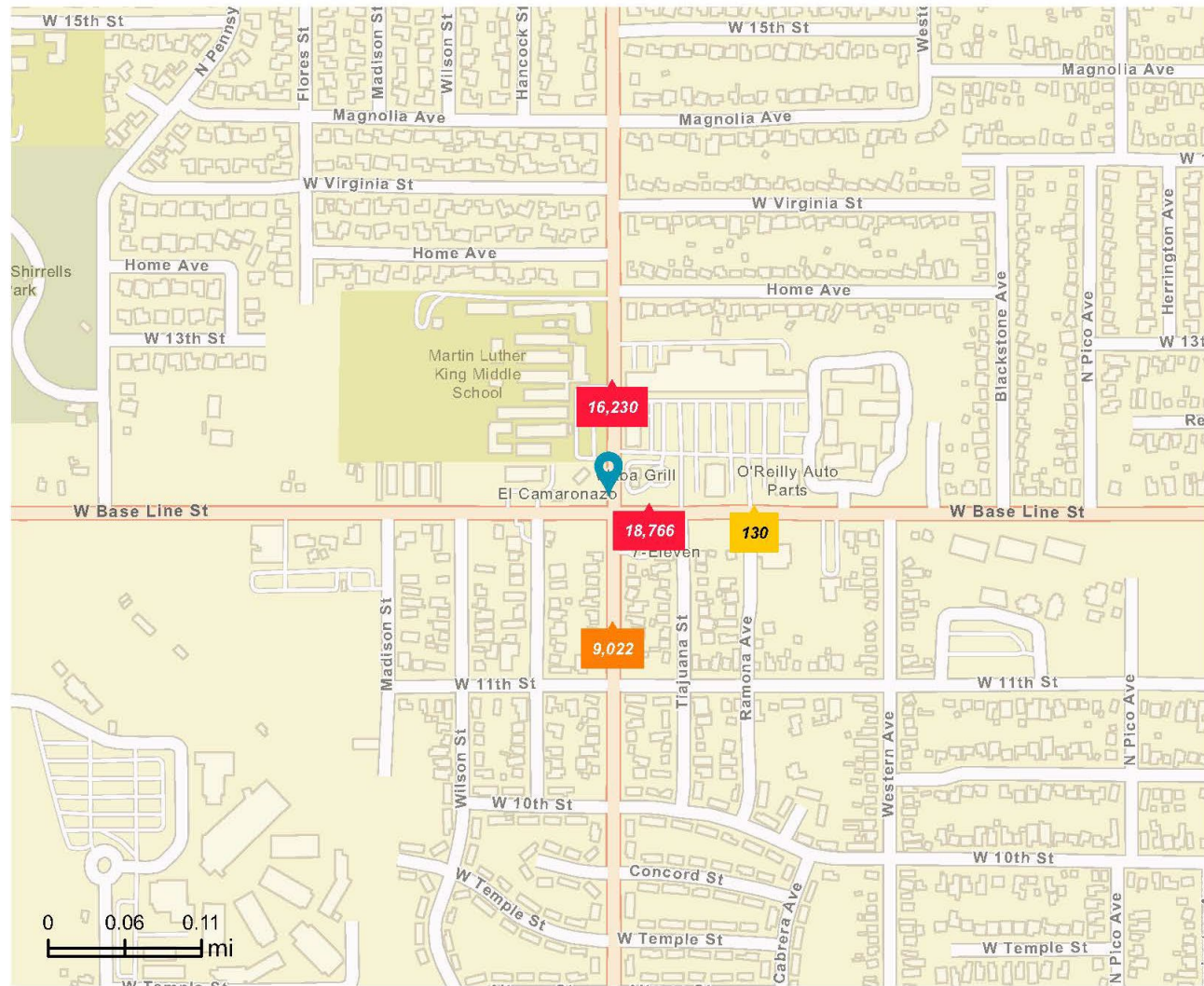
Clean, well-maintained space ready for immediate branding and occupancy.



TRAFFIC COUNT MAP

MEDICAL CENTER DRIVE & BASE LINE STREET

1 MILE RADIUS



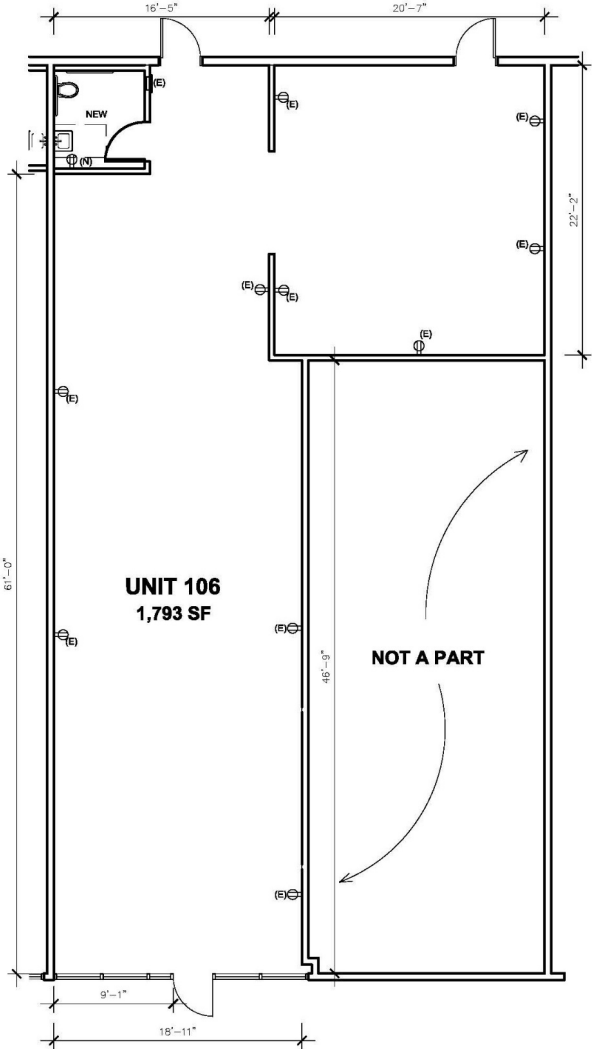
Average Daily Traffic Volume

- ▲ Up to 8,000 vehicles per day
- ▲ 8,001 - 15,000
- ▲ 15,001 - 50,000
- ▲ 50,001 - 70,000
- ▲ 70,001 - 100,000
- ▲ More than 100,000 per day



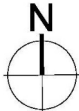
[Source:](#) Traffic Counts (2025)

FLOOR PLAN



Westside Plaza - Unit 106

1552-94 W Baseline St, San Bernardino, CA



Scale: 1/8" = 1'-0"

08/20/2019

1584
HEAVY EQUIPMENT
COLLEGES OF AMERICA

SUBLEASE

**1584-106 WEST BASE LINE ST.,
SAN BERNARDINO, CA 92411**

FOR MORE INFORMATION, PLEASE CONTACT:

KARTIK SUBRAMANIAM

Director

CA Lic. #01356544

+1 949 375 0058

Kartik.Subramaniam@cushwake.com

Cushman & Wakefield

Lic. #01880493

©2026 Cushman & Wakefield. All rights reserved. The material in this presentation has been prepared solely for information purposes, and is strictly confidential. Any disclosure, use, copying or circulation of this presentation (or the information contained within it) is strictly prohibited, unless you have obtained Cushman & Wakefield's prior written consent. The views expressed in this presentation are the views of the author and do not necessarily reflect the views of Cushman & Wakefield. Neither this presentation nor any part of it shall form the basis of, or be relied upon in connection with any offer, or act as an inducement to enter into any contract or commitment whatsoever. NO REPRESENTATION OR WARRANTY IS GIVEN, EXPRESS OR IMPLIED, AS TO THE ACCURACY OF THE INFORMATION CONTAINED WITHIN THIS PRESENTATION, AND CUSHMAN & WAKEFIELD IS UNDER NO OBLIGATION TO SUBSEQUENTLY CORRECT IT IN THE EVENT OF ERRORS.