

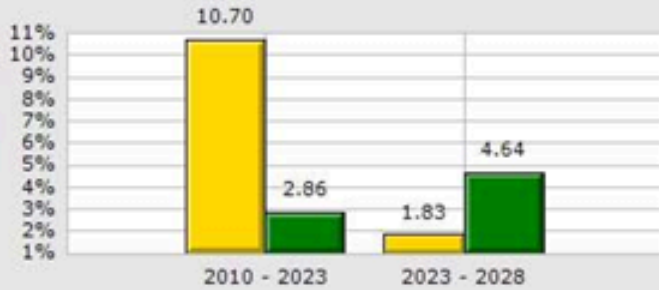
Warehouse

14305 E Broad St, Reynoldsburg, OH 43068

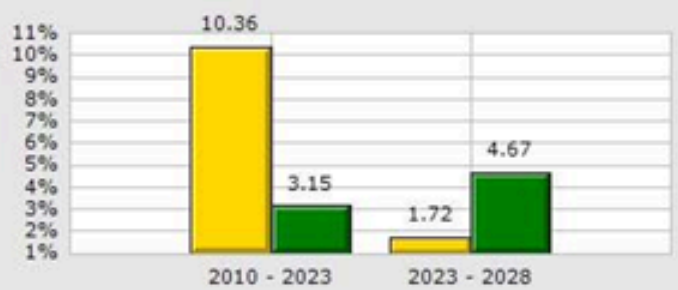
Type: Industrial/Warehouse
 County: Licking

2 Mile
 County

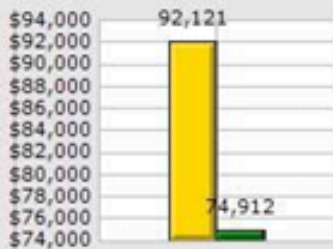
Population Growth



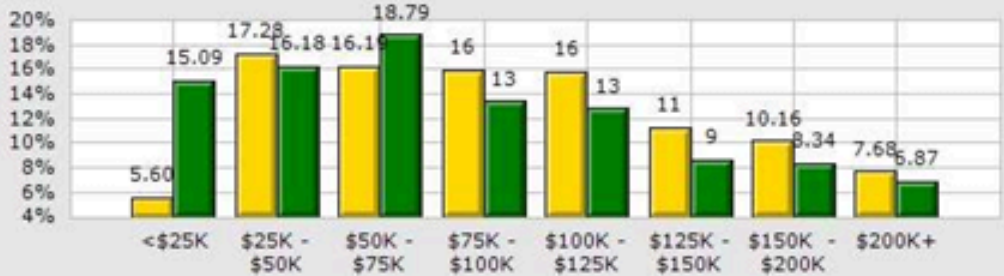
Household Growth



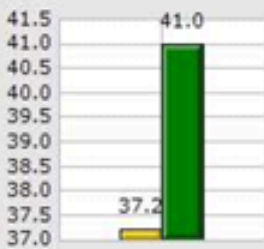
2023 Med Household Inc



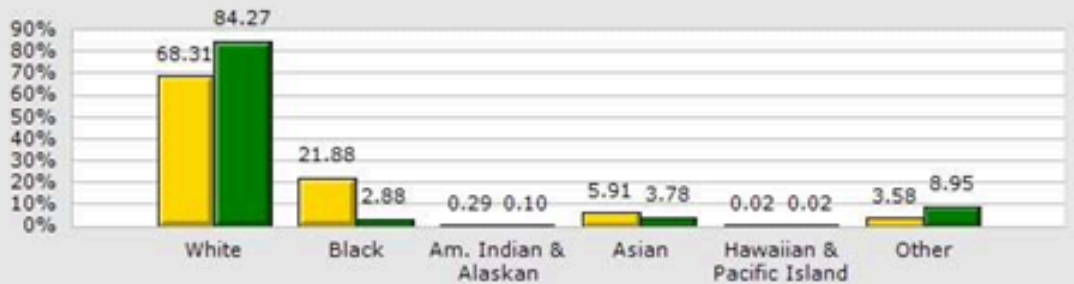
2023 Households by Household Income



2023 Median Age



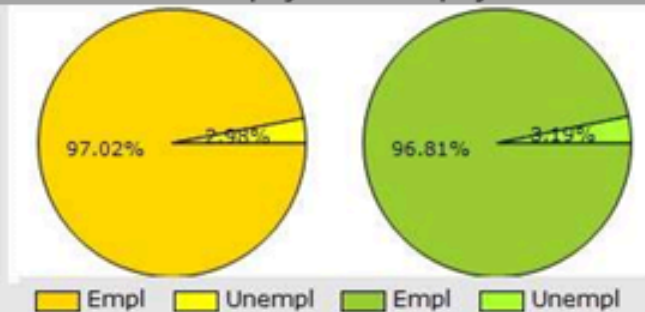
2023 Population by Race



2023 Renter vs. Owner



2023 Employed vs. Unemployed



Demographic Market Comparison Report

2 mile radius

Warehouse

14305 E Broad St, Reynoldsburg, OH 43068

Type: **Industrial/Warehouse**
 County: **Licking**

	2 Mile		County	
Population Growth				
Growth 2010 - 2023	10.70%		2.86%	
Growth 2023 - 2028	1.83%		4.64%	
Empl	11,551	97.02%	90,790	96.81%
Unempl	355	2.98%	2,996	3.19%
2023 Population by Race	21,039		183,628	
White	14,372	68.31%	154,750	84.27%
Black	4,604	21.88%	5,284	2.88%
Am. Indian & Alaskan	61	0.29%	180	0.10%
Asian	1,243	5.91%	6,945	3.78%
Hawaiian & Pacific Island	5	0.02%	37	0.02%
Other	754	3.58%	16,432	8.95%
Household Growth				
Growth 2010 - 2023	10.36%		3.15%	
Growth 2023 - 2028	1.72%		4.67%	
Renter Occupied	1,505	19.15%	19,534	27.66%
Owner Occupied	6,354	80.85%	51,083	72.34%
2023 Households by Household Income	7,861		70,617	
Income <\$25K	440	5.60%	10,658	15.09%
Income \$25K - \$50K	1,358	17.28%	11,424	16.18%
Income \$50K - \$75K	1,273	16.19%	13,267	18.79%
Income \$75K - \$100K	1,255	15.96%	9,433	13.36%
Income \$100K - \$125K	1,243	15.81%	9,030	12.79%
Income \$125K - \$150K	889	11.31%	6,067	8.59%
Income \$150K - \$200K	799	10.16%	5,889	8.34%
Income \$200K+	604	7.68%	4,849	6.87%
2023 Med Household Inc	\$92,121		\$74,912	
2023 Median Age	37.20		41.00	