



FOR LEASE

6615 Two Notch Rd, Units A-8 & A-10
±300 & 375 SF Interior Office Spaces

Executive Summary

6615 Two Notch Rd, Units A-8 & A-10

Property Highlights:

- Two interior office spaces
- Full-service center (all utilities included in lease)
- Shared entrance with shared bathrooms
- Professionally managed
- New roof

Location Highlights:

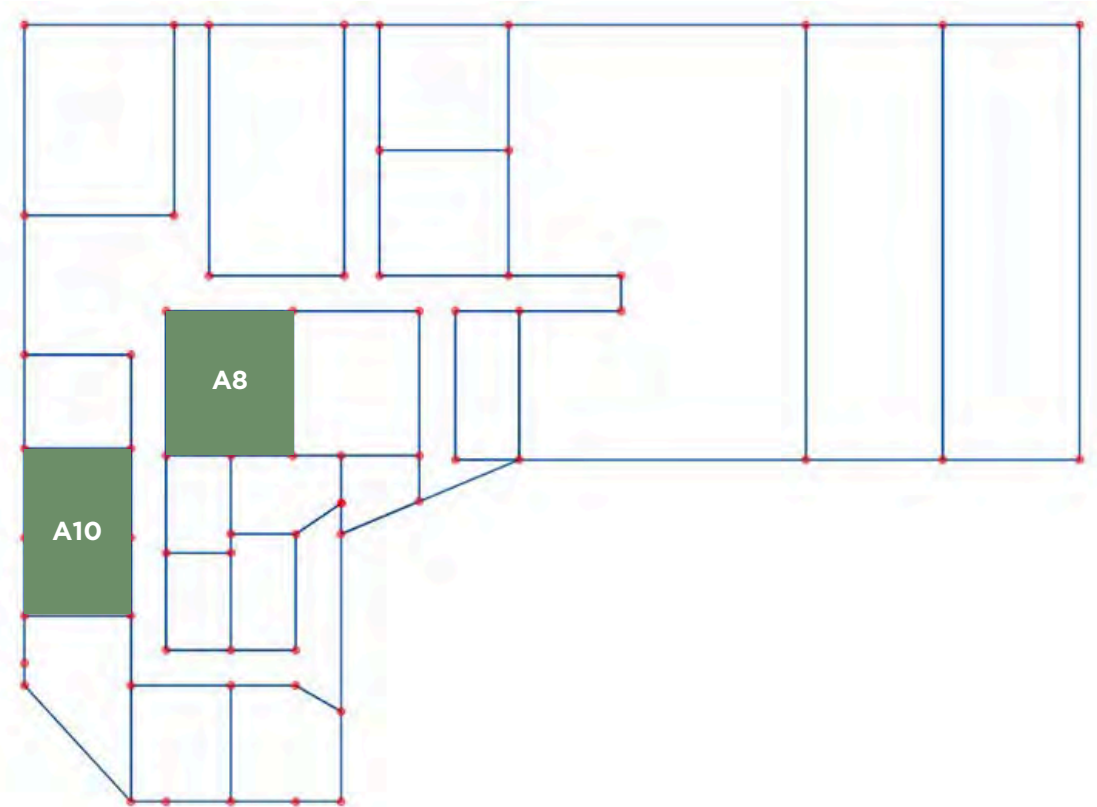
- Great road frontage
- VPD: $\pm 19,900$
- ± 0.5 mile to I-20
- ± 2 miles to I-77

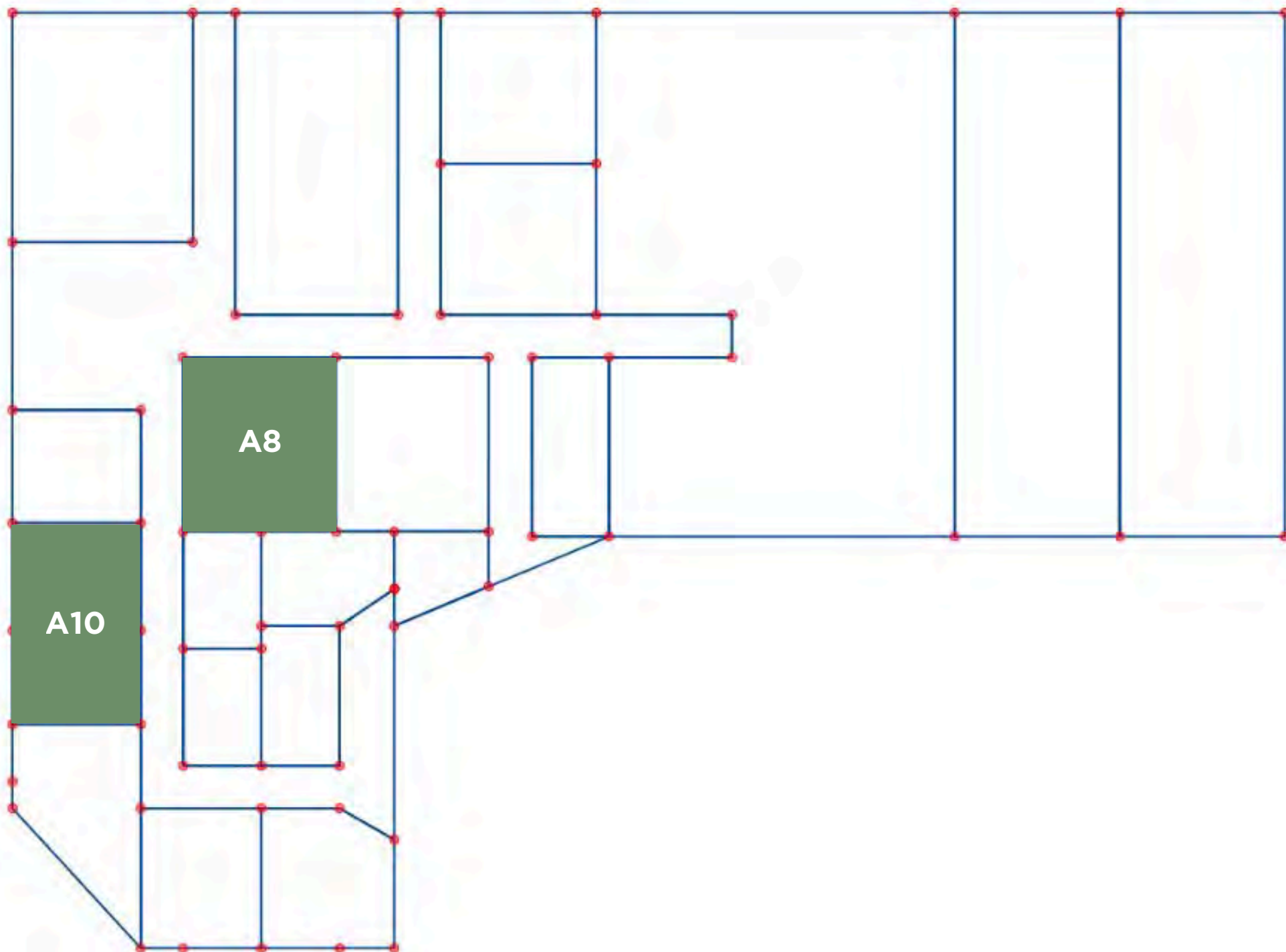
Offering Summary

Unit A8 ± 375 SF | \$725/month (FS)

Unit A10 ± 300 SF | \$650/month (FS)

Acreage, square footage, taxes, utilities and lot dimensions to be verified by Tenant and/or Tenant's Agent.





Photos

Unit A-8




Photos

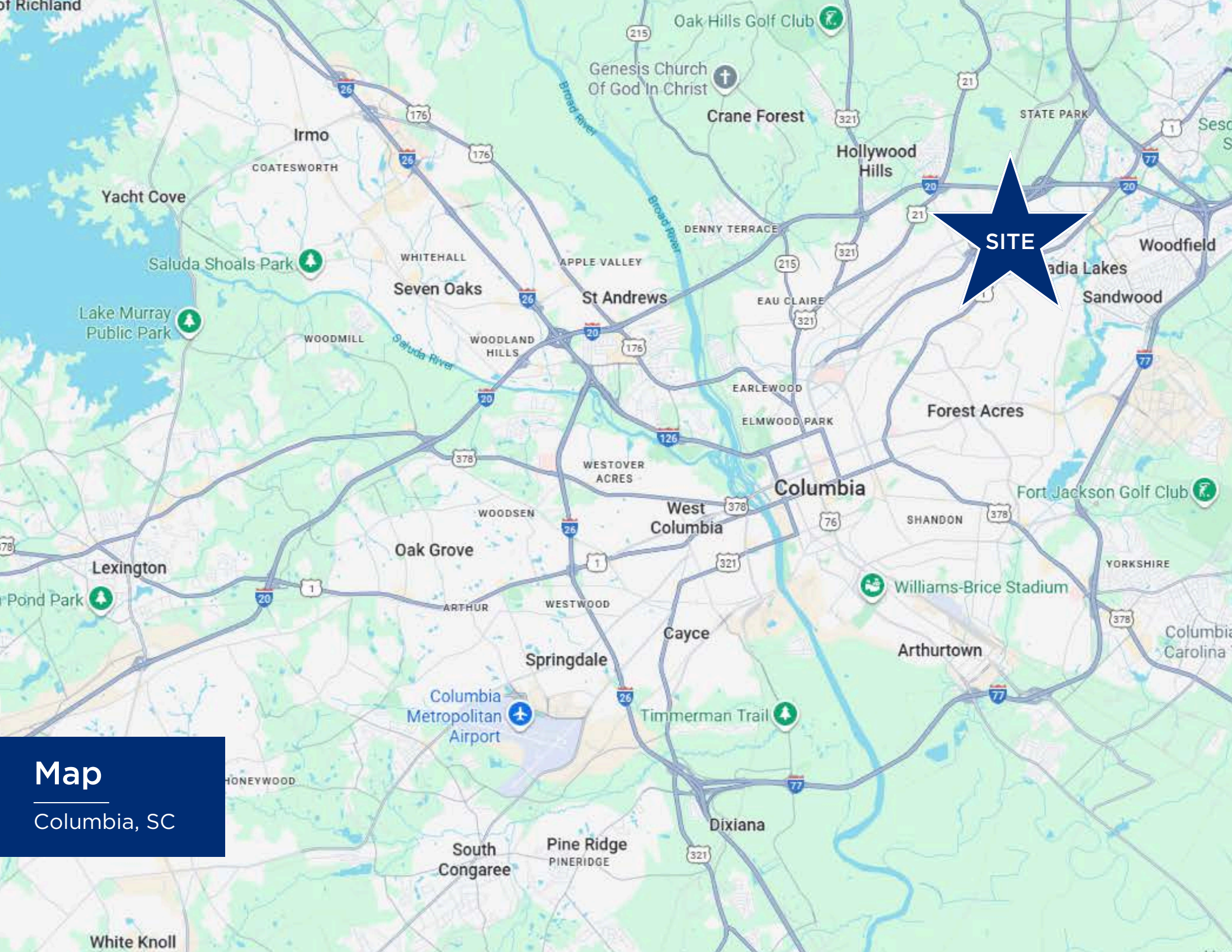
Unit A-10



Map

Columbia, SC





Map

Columbia, SC

Contact Information

Reedy Property Group

WE KNOW THE MARKET BECAUSE WE'RE INVESTED HERE TOO

At Reedy Commercial, we care about the why behind a commercial property as much as the what.

That's because we believe resilient communities, and portfolios that weather any market, start with people who have a vision beyond a quick profit.

Our network is as valuable as our net worth because this is our market, too.

We're invested in every asset class of commercial real estate right where our roots run deepest. That's how we uncover powerful investments in unexpected locations that yield incredible returns. It's why our clients trust us over the latest trends. And, it's what ignites our deepest passion - turning real estate investments into legacies.



Bryan Kingrey

803-466-9621

bkingrey@reedypg.com

