

± 75,000 – 100,000 SF

FOR SUBLEASE

13951 Yorba Ave, Chino Ca



Property Highlights

Asking Rate:
\$1.25 SF IG



Office Space 3,198 SF



28' Minimum Clear in Warehouse

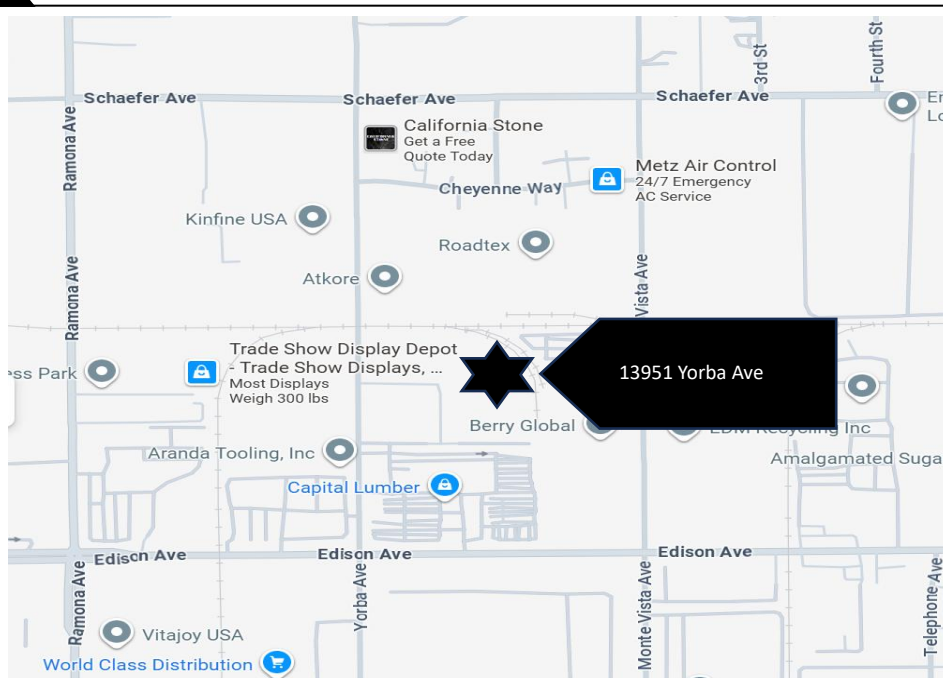
NO CAM



Gated Yard



Ten (10) Exterior Dock High Doors
One (1) Ground Level Door



Locator Map

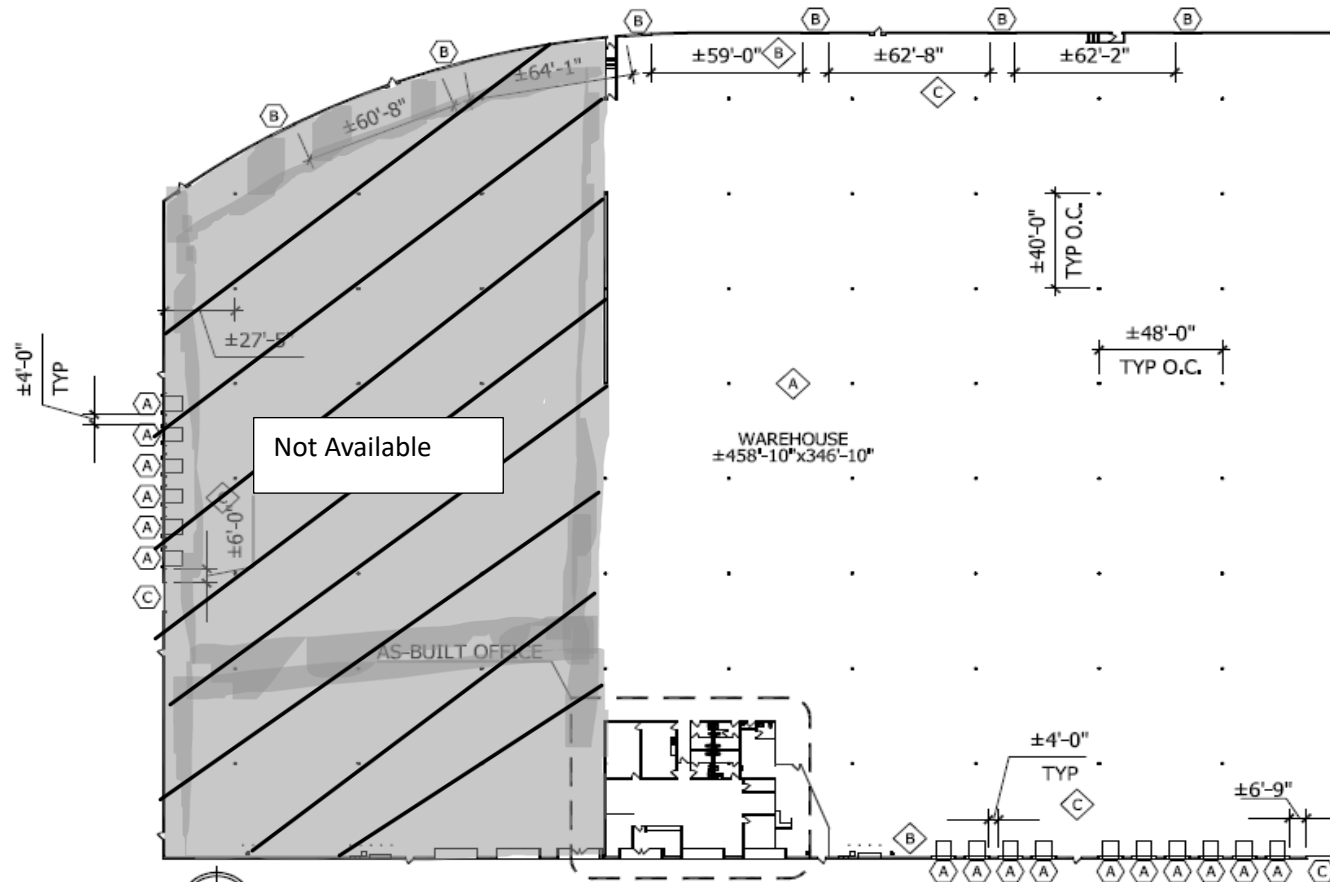
KEY DISTANCES

I-10 FREEWAY **2.6 Miles**

71 FREEWAY **1.3 Miles**



FLOOR PLAN



SCALE: 1/64" = 1'-0" N

**CDL
DESIGN**

INTERIOR ARCHITECTURE + SPACE PLANNING
12 MAUCHLY, SUITE E | COLDDESIGNGROUP.COM
IRVINE, CA 92618 | P: 949.679.2456

BUILDING INFO:

- (A) MAX. CEILING HEIGHT TO UNDERSIDE OF ROOF: ±29'-6"
- (B) LOWEST CEILING HEIGHT TO UNDERSIDE OF ROOF: ±24'-0"
- (C) SPEED BAY HEIGHT: ±26'-0" - 26'-6"
- SPRINKLERED THROUGHOUT

TRUCK DOCK LEGEND:

- (A) 9'-0"W. X 10'-0" H. OVERHEAD DOOR WITH DOCK LEVELERS.
+4'-0" DOCK HEIGHT WITH BUMPERS. (TYP. 13'-0" O.C.)
- (B) 10'-0"W. X 13'-0" H. OVERHEAD DOOR.
+4'-0" DOCK HEIGHT.
- (C) 12'-0"W. X 14'-0" H. OVERHEAD DOOR,
+4'-0" DOCK HEIGHT WITH RAMP.


AS-BUILT OVERALL

WAREHOUSE: ±152,202 SQ. FT.
OFFICE: ±3,198 SQ. FT.
TOTAL: ±155,400 SQ. FT.

LINK LOGISTICS

13951 YORBA AVE
CHINO, CA 91710
±155,400 SQ. FT.
1/15/2024

PLAN LAYOUT SUBJECT TO FIELD CONDITIONS. FIELD CONDITIONS MAY DIFFER FROM PLANS SHOWN. ALL ROOM SIZES ARE APPROXIMATE. ALL INFORMATION REPRESENTED ON THIS DRAWING IS BELIEVED TO BE ACCURATE. HOWEVER, USER SHOULD VERIFY ALL PERTINENT INFORMATION PRIOR TO COMMITMENT TO A JOB. THIS PLAN IS NOT DESIGNED FOR CONSTRUCTION PURPOSES. ANY FURNITURE OR FIXTURES REPRESENTED OR PLANNED TO BE PROVIDED BY OTHER AND NOT SHOWN HEREIN ARE NOT PART OF THIS PLAN.



FOR MORE INFORMATION, PLEASE CONTACT:

David Gatherer

Senior Associate

DRE#02060116

+1 626 487 3560

David.Gatherer@vylla.com



All rights reserved. This information has been obtained from sources believed reliable but has not been verified for accuracy or completeness. Vylla makes no guarantee, representation or warranty and accepts no responsibility or liability as to the accuracy, completeness, or reliability of the information contained herein. You should conduct a careful, independent investigation of the property and verify all information. Any reliance on this information is solely at your own risk. Vylla and the Vylla logo are service marks of Vylla. All other marks displayed on this document are the property of their respective owners, and the use of such marks does not imply any affiliation with or endorsement of Vylla. Photos herein are the property of their respective owners. Use of these images without the express written consent of the owner is prohibited.