



The Nest Schools

NINE-FIGURE CORPORATE REVENUES | ULTRA-HIGH NET WORTH GUARANTOR

WESTFIELD, IN (INDIANAPOLIS MSA)



CP PARTNERS
COMMERCIAL REAL ESTATE

In Association with Scott Reid & ParaSell, Inc. | A Licensed Indiana Broker #RC51900187



Listing Team

JOHN ANDREINI
ja@cppcre.com
PH: 415.274.2715
CA DRE# 01440360

KIRBY DEDERIAN
kirby@cppcre.com
PH: 415.231.0598
CA DRE# 02095008

SCOTT REID
PARASELL, INC.
scott@parasellinc.com
PH: 949.942.6585
IN LIC# RB19001284

In Association with ParaSell, Inc.
PH: 949.942.6585
A Licensed Indiana Broker
#RC51900187

Copyright ©2025 CP Partners Commercial Real Estate, Inc.
California DRE LIC# 01499268

Disclaimer

This document and the information herein (the "Offering Memorandum") have been prepared by CP Partners, CP Partners Commercial Real Estate, Inc., and ParaSell, Inc. (collectively "CPP") to provide summary, unverified information to prospective purchasers and their representatives (the "Recipients") strictly for purposes of evaluating the subject property's initial suitability for purchase. This information has been obtained from sources believed to be reliable, however, CPP makes no warranty, representation, or guarantee whatsoever regarding the accuracy or completeness of the information provided. As examples, but not limited to the following, references to square footage or age may be approximate, references to terms and conditions of any lease agreement(s) may be paraphrased or inaccurate, and photographs and renderings may be enhanced and not fully representative of the subject property in its actual current condition. Any financial projections or analyses are provided strictly for evaluation purposes, could be in error, and are based on assumptions, factors, and conditions that may or may not exist now or in the future. All Recipients must take appropriate measures to understand the subject property independently from this Offering Memorandum and simultaneously recognize that there is an inherent level of risk and unpredictability that comes with owning assets such as the subject property. CPP does not intend for Recipients to make any decision to purchase based on the information contained herein and along with its employees, agents, officers, and owners explicitly disclaim any responsibility for inaccuracies or differences of opinion. CPP strongly encourages all Recipients to seek advice from real estate, tax, financial, and legal advisors before making any offers, entering a binding contract, or consummating a transaction of any kind. By accepting this Offering Memorandum you agree to release CPP and hold it harmless from any kind of claim, cost, expense, or liability arising out of your investigation, purchase, and ownership of the subject property.

The Nest Schools

17313 SPRING MILL RD, WESTFIELD, IN 46074 [↗](#)

\$6,357,000

PRICE

7.00%

CAP RATE

NOI	\$445,000
LEASE TYPE	Corporate NNN
LEASE TERM	15 Years
BUILDING SIZE	11,275 SF
LAND AREA	1.20 AC



Affluent parent demos – \$159K
average household incomes and 105K
residents within a 5-mile radius

A 15-year corporate Nest School lease featuring 2% annual rental increases and backed by an **ultra-high net worth guarantor**. Subject property is adjacent to a **heavily trafficked Meijer** location ranked in the **top 2% of grocery stores nationwide** in terms of annual visits per Placer.ai.

The Offering

- Brand-new 15-year lease featuring 2% annual rental increases
- Three, 5-year options to extend the lease at increased rents
- Lease is guaranteed by tenant's ultra-high net worth founder (contact Agent for more details)
- Brand-new building delivered in 2023 with new roof that has 15-year warranty in place

The Tenant

- Very strong guarantor – Nine-figure net worth
- 50+ locations in their system across 9 states
- All schools corporate operated – leadership team benefits from extensive experience in the childcare/early education space

Market Highlights

- Affluent parent demos – \$159K average household incomes and 105K residents within a 5-mile radius of the subject property
- Adjacent to heavily trafficked Meijer location – ranked in the top 2% of grocery stores nationwide in terms of annual visits per Placer.ai
- Across the street from Maple Knoll Apartments – a 300-unit multi-family development
- Just 2 miles from Grand Park – a 400-acre sports campus with 31 multi-purpose fields and 26 baseball/softball diamonds drawing 2.5 million visitors per year
- Also at Grand Park is the Pacers Athletics Center – an 88,000 square foot indoor sports complex with 8 hardwood courts designed for basketball and volleyball



CURRENT		
Price		\$6,357,000
Capitalization Rate		7.00%
Price/SF		\$563.81
Building Size (SF)		11,275
Lot Size (AC)		1.20
Stabilized Income		
Scheduled Rent		\$445,000
Less	\$/SF	
CAM	NNN	\$0.00
Taxes	NNN	\$0.00
Insurance	NNN	\$0.00
Total Operating Expenses	NNN	\$0.00
Net Operating Income		\$445,000

Disclaimer

The details contained within the Lease Abstract are provided as a courtesy to the recipient for purposes of evaluating the subject property's initial suitability. While every effort is made to accurately reflect the terms of the lease document(s), many of the items represented herein have been paraphrased, may have changed since the time of publication, or are potentially in error. CPP and its employees explicitly disclaim any responsibility for inaccuracies and it is the duty of the recipient to exercise an independent due diligence investigation in verifying all such information, including, but not limited to, the actual lease document(s).

LEASE ABSTRACT	
Premise & Term	
Tenant	The Nest Schools
Lease Guaranty	Corporate & Personal
Lease Type	Corporate NNN
Lease Term	15 Years
Rent Increases	2% Annually
Rent Commencement	9/1/2025
Options	Three, 5-Year
Year Built	2023
Expenses	
CAM	Tenant's Responsibility
Property Taxes	Tenant's Responsibility
Insurance	Tenant's Responsibility
Utilities	Tenant's Responsibility
HVAC	Tenant's Responsibility
Repairs & Maintenance	Tenant's Responsibility
Roof	Tenant's Responsibility*
Structure	Landlord's Responsibility

*LL responsible for replacement. 15-year roof warranty in place.

Tenant Info		Lease Terms		Rent Summary			
TENANT NAME	SQ. FT.	TERM YEARS		CURRENT RENT	MONTHLY RENT	YEARLY RENT	CAP RATE
The Nest Schools	11,275	9/1/2025	8/31/2026	\$445,000	\$37,083	\$445,000	7.00%
	2% Increase	9/1/2026	8/31/2027		\$37,825	\$453,900	7.14%
	2% Increase	9/1/2027	8/31/2028		\$38,582	\$462,978	7.28%
	2% Increase	9/1/2028	8/31/2029		\$39,353	\$472,238	7.43%
	2% Increase	9/1/2029	8/31/2030		\$40,140	\$481,682	7.58%
	2% Increase	9/1/2030	8/31/2031		\$40,943	\$491,316	7.73%
	2% Increase	9/1/2031	8/31/2032		\$41,762	\$501,142	7.88%
	2% Increase	9/1/2032	8/31/2033		\$42,597	\$511,165	8.04%
	2% Increase	9/1/2033	8/31/2034		\$43,449	\$521,388	8.20%
	2% Increase	9/1/2034	8/31/2035		\$44,318	\$531,816	8.37%
	2% Increase	9/1/2035	8/31/2036		\$45,204	\$542,453	8.53%
	2% Increase	9/1/2036	8/31/2037		\$46,108	\$553,302	8.70%
	2% Increase	9/1/2037	8/31/2038		\$47,031	\$564,368	8.88%
	2% Increase	9/1/2038	8/31/2039		\$47,971	\$575,655	9.06%
	2% Increase	9/1/2039	8/31/2040		\$48,931	\$587,168	9.24%
	Option 1*	9/1/2040	8/31/2045		\$49,909	\$598,911	9.42%
	Option 2*	9/1/2045	8/31/2050		\$55,104	\$661,247	10.40%
	Option 3*	9/1/2050	8/31/2055		\$60,839	\$730,070	11.48%
TOTALS:		11,275		\$445,000	\$37,083	\$445,000	

*2% annual rental increases throughout each Option Period

LEGEND



Property Boundary

11,275

Rentable SF

1.20

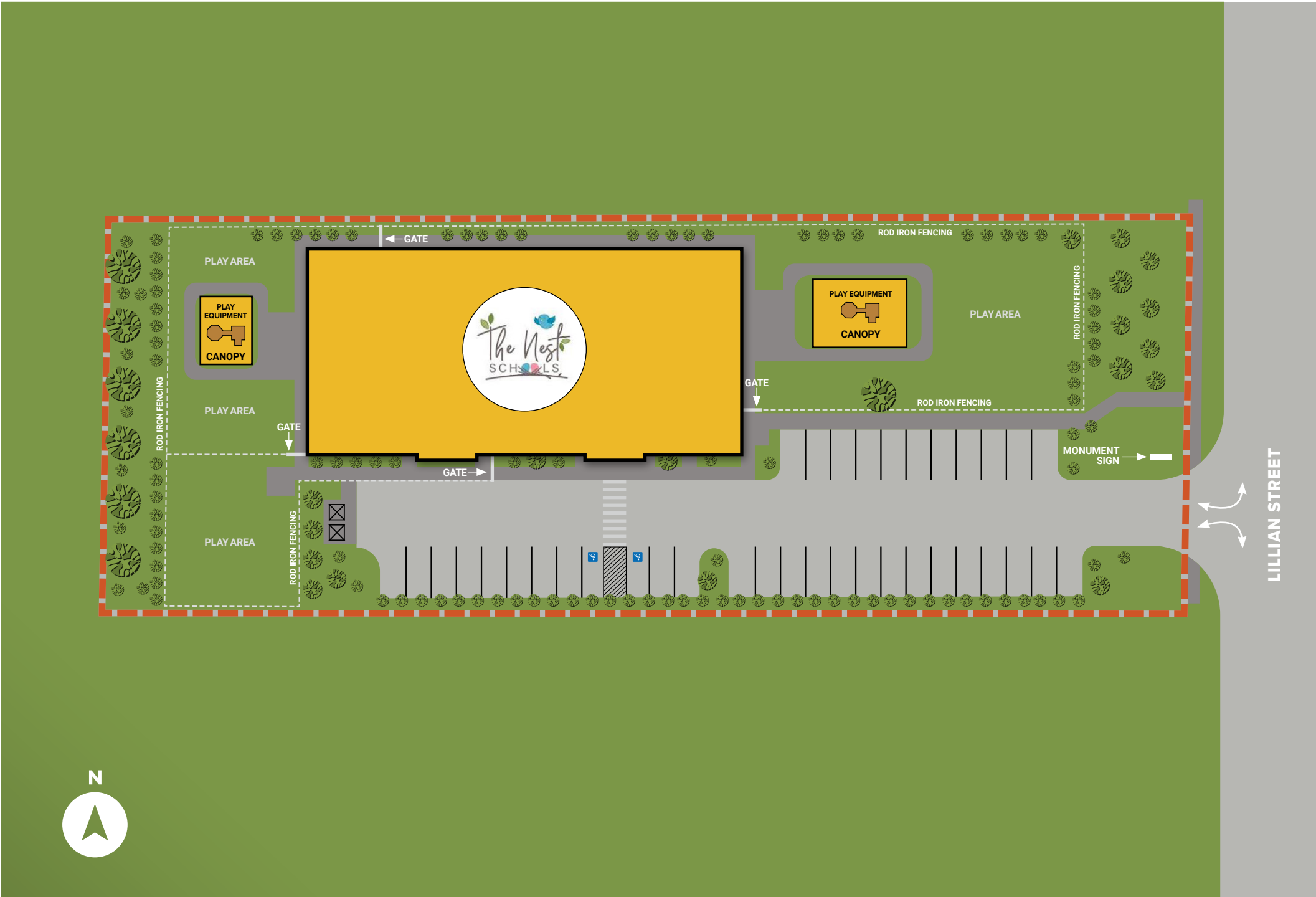
Acres

37

Parking Spaces



Egress



The worldwide leader in early childhood programs



50+

LOCATIONS ACROSS
9 STATES

30 Years

OF EARLY EDUCATION
EXPERIENCE

About The Nest Schools

- The Nest Schools (“TNS”) is a Top 50, best-in-class early education provider founded by industry leaders with over 30 years of experience. The founders previously owned a best-in-class early education/childcare platform comprised of 20 locations in the Northeast.
- The Nest Schools has already acquired multiple open and operating centers with several more in the pipeline and a growth goal of over 200 locations nationally. All locations will be corporately operated and rebranded as The Nest Schools.
- In 2022, Rockbridge Growth Equity made a strategic investment in The Nest Schools. Rockbridge Growth Equity was founded in 2007 and is a middle market private equity firm committed to helping both founder operated and established companies accelerate growth and build long-term, sustainable value. As of 2021, Rockbridge had over \$1.2 billion in assets under management and experience in the education sector.
- The Nest Schools prides itself on offering the highest quality early education program for families in the 50 communities across the nation it serves. Programs are provided from infancy through elementary school age.
- The Nest Play curriculum is a proprietary and comprehensive approach to early education. It is designed to help children succeed and thrive and includes core and supplemental curriculum components, a philosophy on creative play, and the method and style of delivery that teachers use. The Nest Schools believes that work in early childhood education is about developing the whole child: socially, emotionally, intellectually, and physically.

[Tenant Website](#)

INDIANAPOLIS
22 MILES

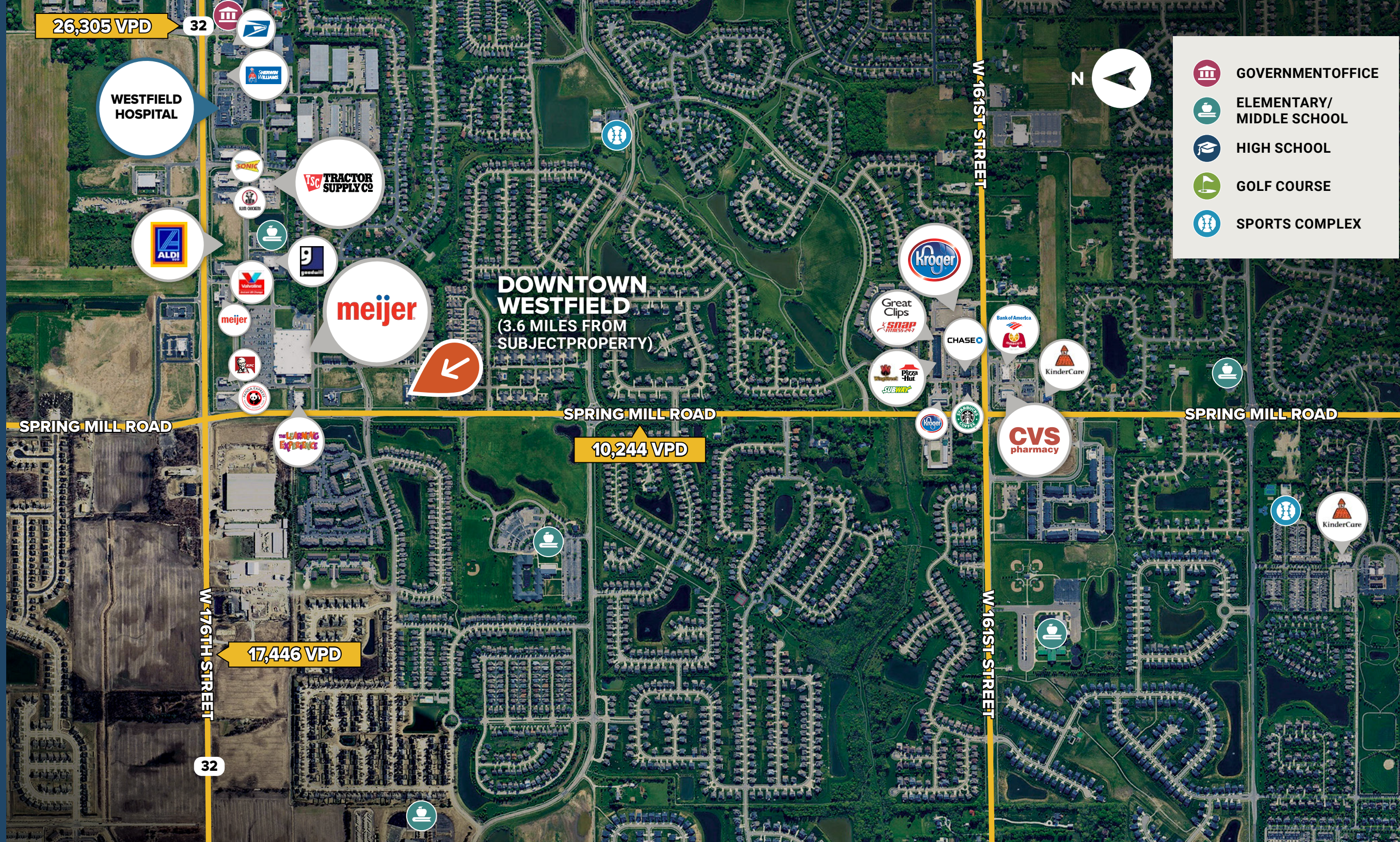


Located in a thriving
Indianapolis submarket

1.5 Million
VISITS TO THE NEARBY MEIJER IN THE
PAST 12 MONTHS, PER PLACER.AI

9,566
VEHICLES PER DAY ALONG
SPRING MILL ROAD

22 miles
TO DOWNTOWN
INDIANAPOLIS





Ring Radius Population Data

	1-MILE	3-MILES	5-MILES
2024	8,306	50,927	105,678
2029 Projection	10,968	65,517	126,867

Ring Radius Income Data

	1-MILE	3-MILES	5-MILES
Average	\$134,510	\$151,236	\$159,906
Median	\$115,455	\$117,487	\$123,046

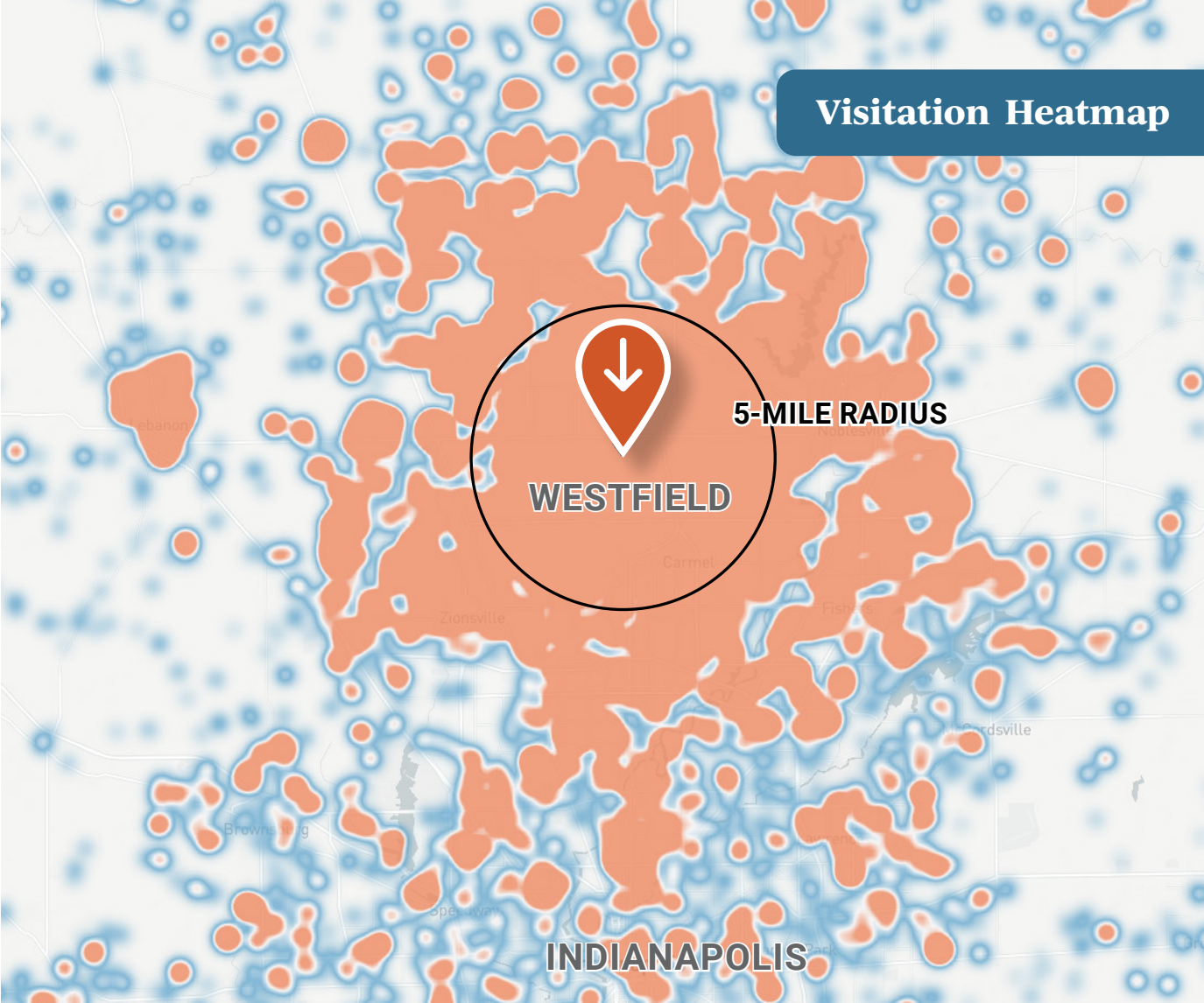
With over **1.13 million individuals** visiting the nearby Meijer **at least 10 times** in the past 12 months, the subject property benefits from steady, consistent nearby foot traffic

1.5M Visits

OVER PAST 12 MONTHS AT THE NEARBY MEIJER

27 Minutes

AVERAGE DWELL TIME AT THE NEARBY MEIJER



The shading on the map above shows the **home location of people who visited the nearby Meijer over the past 12 months**. Orange shading represents the highest concentration of visits.

*Map and data on this page provided by Placer.ai. Placer.ai uses location data collected from mobile devices of consumers nationwide to model visitation and demographic trends at any physical location.

Westfield, IN

A GROWING, FAMILY-FRIENDLY SUBURB



One of Indy's Hidden Gems

- Westfield, a thriving community of nearly 58,000 in Hamilton County, is known for its family-friendly atmosphere and top-rated schools
- Strategically positioned along U.S. Route 31, Westfield offers convenient access to downtown Indianapolis and is part of the Indianapolis MSA
- Home to Grand Park Sports Campus, a 400-acre complex hosting the Pacers Athletic Center and Colts Training Camp, that draws over 2.5 million visitors annually and has generated \$1.5 billion in economic development

Indiana's Capital City

- Indianapolis, often referred to as "Indy," is the state capital of Indiana, most-populous city, and the seat of Marion County
- Additionally, it is the third-most populous city in the Midwest and the fourth-most populous state capital
- Known as the "Racing Capital of the World," the city hosts three of the world's highest-attended single-day events: the Indy 500, the Brickyard 400, and the U.S. Grand Prix F1 race

Business & Economy

- The Indianapolis metro area is driven by a diverse economy, with key industries including logistics, advanced manufacturing, information technology, life sciences, agribusiness, and sports
- Major employers in the region include Eli Lilly (a Fortune 500 pharmaceutical firm), Cummins (a global leader in manufacturing), and Salesforce (the world's #1 CRM platform)

Educational Institutions

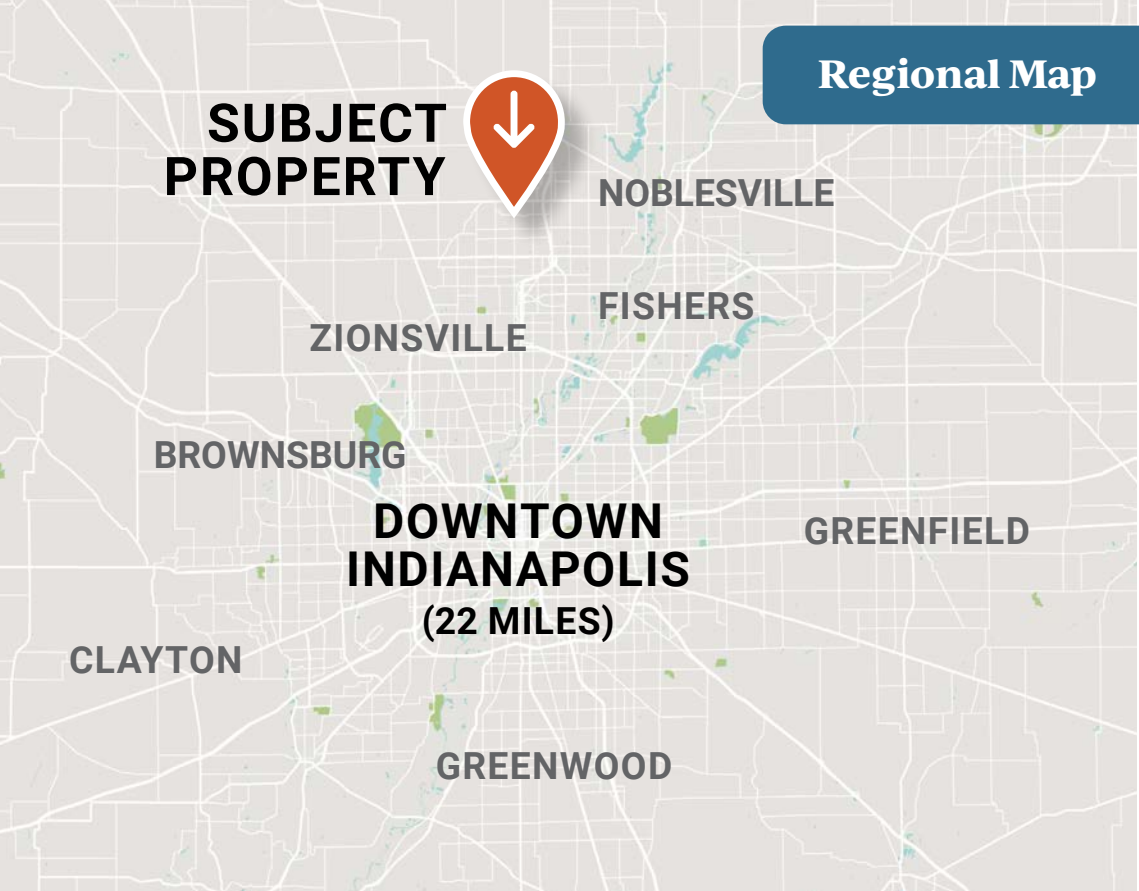
- Indianapolis has four university campuses: Indiana University–Purdue University Indianapolis, Butler University, Martin University, and Marian University

2.13 Million

INDIANAPOLIS MSA
ESTIMATED POPULATION

\$156.5 B

INDIANAPOLIS MSA GDP



Regional Map

SUBJECT
PROPERTY



NOBLESVILLE

FISHERS

ZIONSVILLE

BROWNSBURG

DOWNTOWN
INDIANAPOLIS
(22 MILES)

GREENFIELD

GREENWOOD

CLAYTON



CP PARTNERS
COMMERCIAL REAL ESTATE

Listing Team

JOHN ANDREINI

ja@cppcre.com
PH: 415.274.2715
CA DRE# 01440360

KIRBY DEDERIAN

kirby@cppcre.com
PH: 415.231.0598
CA DRE# 02095008

SCOTT REID PARASELL, INC.

scott@parasellinc.com
PH: 949.942.6585
IN LIC# RB19001284

In Association with ParaSell, Inc.

PH: 949.942.6585
A Licensed Indiana Broker
#RC51900187