

**LOCATION MAP**

SCALE: NTS

**BUILDING CODE DATA**

<b>CODE INFORMATION</b> THE APPLICABLE DESIGN CODES ARE: THE 2011 6TH EDITION FBC, AND THE 2011 6TH EDITION OF THE FLORIDA FIRE PREVENTION CODE (NFPA 101 6TH EDITION)	
<b>A. OCCUPANCY GROUP</b> (FFPC) NEW BUSINESS OCCUPANCY (CHAPTER 30) (FBC) BUSINESS GROUP 'B' (SECTION 304)	
<b>B. TYPE OF CONSTRUCTION</b> (SOUTH FLORIDA BUILDING CODE) TYPE III - B FLOOR: CONCRETE SLAB WALLS: REINFORCED CONCRETE BLOCK ROOF: METAL JOISTS AND DECK	
<b>C. BUILDING HEIGHT</b>	ONE STORY
<b>D. AREA</b>	TENANT DATA 3,884 SF.
<b>E. OCCUPANT LOAD</b>	33 PERSONS
<b>F. MAX. TRAVEL DISTANCE TO EXIT ALLOWED</b> MAX. COMMON PATH OF TRAVEL ALLOWED	200' 75'
<b>G. NUMBER OF EXITS</b>	2 REQUIRED 2 PROVIDED
<b>H. FIRE SUPPRESSION / ALARM:</b> FIRE SPRINKLER: FIRE ALARM:	NO NO
<b>I. WORK CLASSIFICATION</b>	ALTERATION LEVEL 2
<b>J. BUILDING REHABILITATION</b>	MODIFICATION

**GENERAL NOTES**

- ALL CONTRACTORS SHALL VISIT THE SITE, REVIEW EXISTING CONDITIONS AND REPORT TO ARCHITECT ANY DISCREPANCIES WITH THE PLANS PRIOR SUBMITTING THEIR BID.
- PROVIDE BACKING FOR DENTAL EQUIPMENT
- FRAMER TO LAYOUT SPACE ON FLOOR AND CONSULT ARCHITECT OF ANY DISCREPANCIES BEFORE FRAMING. FRAMER TO CONSULT/COORD. W/ ARCHITECT, FINAL VERTICAL FRAMING OF ALL WALLS, SOFFIT, OPENINGS ETC. TO PROPERLY ACCOMMODATE ALL MILLWORK & FINISH DETAILS REQUIRED.
- DOOR HARDWARE MUST MEET A.D.A. STANDARD. COMPLY W/ FBC 11.4.13.9 PROVIDE DOOR STOPS @ ALL DOORS.
- PROVIDE DOOR CLOSERS
- DOOR HARDWARE MUST COMPLY W/ N.F.P.A. 101, SECT. 7-2.1(B.1)
- COORDINATE HARDWARE SELECTION W/ OWNER
- INTERIOR WALLS & CEILING FINISH SHALL BE CLASS 'C' (FLA. 2011 FIRE PREVENTION CODE - NFPA 101 303.3.2) / (FBC 803.1) TABLE 803.3)
- INTERIOR FLOOR FINISH SHALL BE CLASS '1'
- FOR CEILING LAYOUT & IMPORTANT ADDITIONAL FRAMING INFORMATION REFER TO SHEET E-2.
- MTL STUDS SUPPORTING WALL HUNG PLUMBING FIXTURES SHALL BE DOUBLE OR 20 GA. MIN., AS PER FBC, BUILDINGS 2911.5.1) COORDINATE WITH FRAMING CONTRACTOR.
- PROVIDE 1"x6" BACKING BETWEEN STUDS FOR WALL-HUNG 'UPPER' CABINETS. SEE PLAN FOR LOCATIONS. COORDINATE WITH CABINET MAKER.
- ALL DOORS IN THE MEANS OF EGRESS SHALL BE SINGLE ACTION RELEASE. SHALL COMPLY WITH F.A.C. AND SHALL NOT REQUIRE THE USE OF A KEY, TOOL, OR SPECIAL KNOWLEDGE TO OPEN FROM THE EGRESS SIDE
- THIS UNIT IS LOCATED IN THE GROUND FLOOR.
- ALL EXPOSED METAL STUDS IN BUILDING AREA TO BE FINISHED WITH GYPSUM WALL BOARD. USE 5/8" AT PARTITIONS UNLESS OTHERWISE NOTED.
- REPAIR EXISTING WALLS TO MEET CODE AND MATCH NEW WALL FINISH.
- ALL CHANGES IN FLOOR LEVEL IN ANY PART OF THE ACCESSIBLE ROUTE SHALL NOT EXCEED 1/2".

**LEGEND**

- WALL TAG (REFER TO SHEET A-2)
- DOOR TAG
- EXISTING WALLS TO REMAIN
- DEMOLITION
- NEW GYPSUM BOARD PARTITION
- NEW SOUND ATTENUATION INSULATED PARTITION
- 1-HOUR FIRE RATED PARTITIONS
- TD - TRAVEL DISTANCE
- EXISTING DOOR TO REMAIN
- NEW DOOR
- TV WITH BACKING, SEE FLOOR PLAN FOR LOCATION.

**DRAWING INDEX**

- ARCHITECTURAL**
- A-1 GENERAL NOTES / FLOOR PLAN
  - A-2 SCHEDULES/ DETAILS & INTERIOR ELEVATIONS
- PLUMBING**
- P-1 PLUMBING PLAN, SCHEDULES & ISOMETRICS
- MECHANICAL**
- M-1 MECHANICAL PLAN/ GENERAL NOTES & SCHEDULES
- ELECTRICAL**
- E-1 ELECTRICAL PLAN & GENERAL NOTES
  - E-2 REFLECTED CEILING PLAN/ SCHEDULES & RISER DIAGRAMS
- FIRE SAFETY**
- LS-1 LIFE SAFETY PLAN

**CONCRETE SLAB NOTE**

FLOOR IN PT. AREA TO BE PAINTED EXPOSED CONCRETE.

**CONCRETE SLAB NOTE**

NOTE:  
THERE IS NO CONCRETE SLAB ON THIS TENANT. POUR NEW 4" THICK CONCRETE SLAB W/ 6" x 6" 10/10 W/M OVER 6 MIL MIN. POLYETHYLENE VAPOR BARRIER OVER WELL COMPACTED TERMITTE TREATED FILL. PROVIDE 1/2" PREMOLDED EXPANSION JOINT COMPRESSIBLE FILLER.

**IMPORTANT COORDINATION NOTES :**

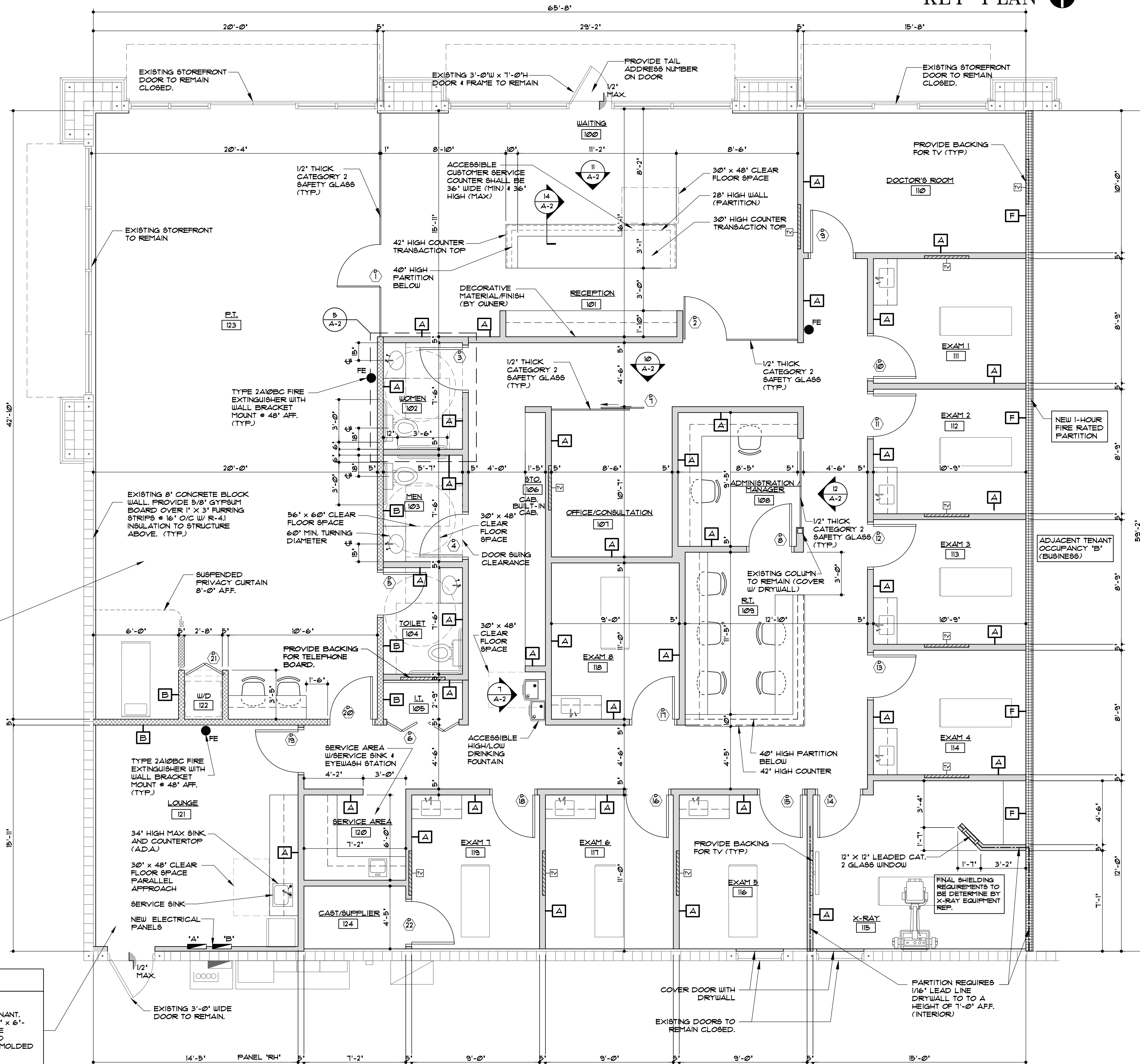
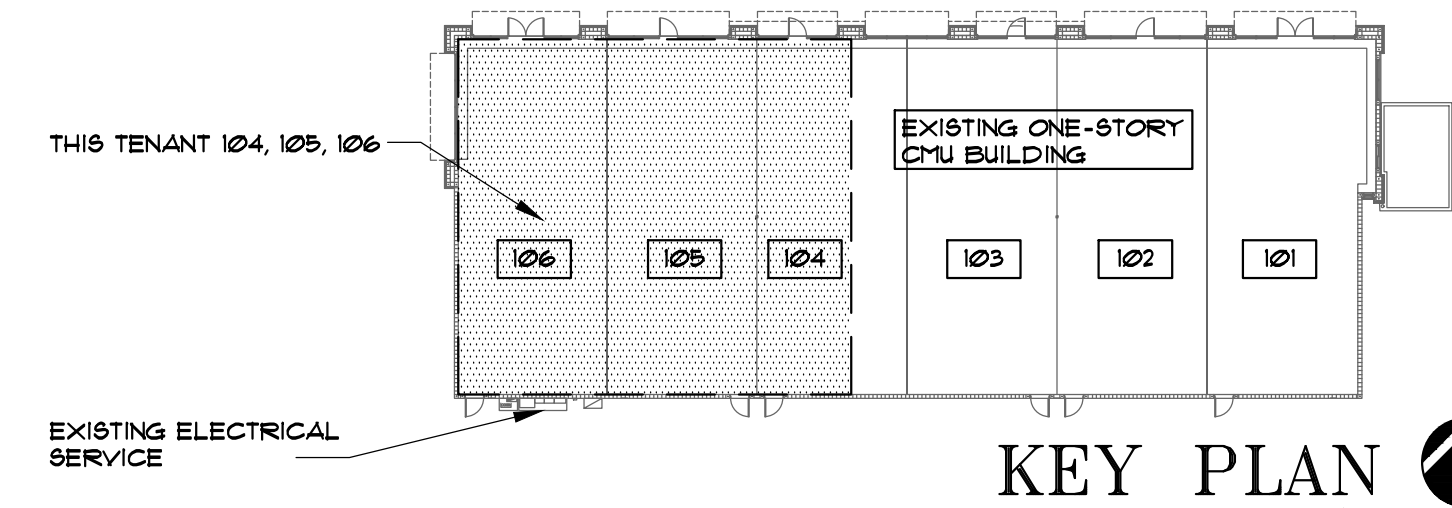
- EXACT PLACEMENT AND LOCATION OF ALL DENTAL EQUIPMENT AND SERVICES, INCLUDING BUT NOT LIMITED TO DENTAL CHAIRS, X-RAYS, VIEW BOXES, DENTAL LIGHTS, VACUUM, COMPRESSED AIR SYSTEM, WATER SOLENOID FLOOR OUTLETS, ETC. MUST BE COORDINATED WITH DENTAL EQUIP. REPRESENTATIVE, OWNER, CABINET MAKER, AND OTHERS TRADES.
- LOCATION OF ALL ELECTRICAL, TELEPHONE, COMPUTER/ DATA OUTLETS MUST BE ALSO COORDINATED WITH DENTAL EQUIP. REPRESENTATIVE, OWNER, CABINET MAKER, AND OTHERS TRADES.
- IT IS IMPERATIVE THAT ALL MEP PIPING AND EQUIPMENT INSTALLATION SHALL BE COORDINATED PRIOR CONSTRUCTION.

**FIRE DEPARTMENT NOTES:**

- \* EXIT SIGNS AND EMERGENCY LIGHTS SHALL BE LABELED ON THE ELECTRICAL BREAKER PANEL.


**DERM NOTES:**

THE IMAGES TAKEN BY THE X-RAY EQUIPMENT WILL BE DIGITAL. THEY WILL BE PROCESSED, STORED AND VIEWED IN COMPUTERS AND COMPUTER MONITORS. IMAGES WILL NOT BE WET PROCESSED AND DEVELOPED ONTO FILM @ SITE.



**FLOOR PLAN**

SCALE: 1/4" = 1'-0"



**GUTIERREZ & LOZANO ARCHITECTS**  
2830 W. STATE ROAD 84, SUITE 117  
FT. LAUDERDALE, FL. 33312  
PHONE: (954) 321-3442  
FAX: (954) 321-3864

**REVISIONS**


MANUEL GUTIERREZ  
STATE OF FLA. REG. No. 8253

SEAL

CARLOS LOZANO  
STATE OF FLA. REG. No. 0014722

**COOPER CITY WALK-IN ORTHOPEDICS & SPORTS MEDICINE**

AT:  
11050 GRIFFIN ROAD, SUITES 104, 105, 106  
COOPER CITY, FLORIDA 33330

**SHEET TITLE :**  
FLOOR PLAN

**JOB No.:**  
DATE: 11/25/19

**SHEET**  
**A-1**  
OF