

FOR LEASE
INDUSTRIAL
34,740 SF on ±4.7 AC

880 Paterson Plank Rd
890 East Rutherford, NJ



INQUIRE FOR LEASE RATE

Property Features

- ±34,740 SF Industrial/Flex Building on ±4.7 Acres
- 20' Ceiling Height
- Eleven (11) Loading Docks
- Two (2) Drive-Ins
- 3,197 SF Office Space
- Abundant Space for Parking/Outdoor Storage (Vehicles/Trailers)
- Improvements Underway:
Additional Loading, Exterior/Interior Lighting Upgrades, Paving, Fencing & Entire Office Refresh
- Ideal for Last Mile/Final Mile, Food & beverage, Building Services, 3PL
- Easy Access to Routes 3, 17, and I-95, and near US-46 and Route 21.
- Minutes from the GWB, Lincoln, and Holland Tunnels - 12.2 Miles to NYC
- **AVAILABLE: JUNE 2024**

For more information

Scott K. Perkins, SIOR, CCIM
Senior Vice President
201 488 5800 x156
sperkins@naihanson.com

Christopher D. Todd, SIOR
Managing Director, Institutional Svcs
201 488 5800 x117
ctodd@naihanson.com

William Ericksen, CCIM
Associate Vice President
201 488 5800 x133
wericksen@naihanson.com

Kristen Costanza, Associate
201 488 5800 x172
kcostanza@naihanson.com

OWNED & MANAGED BY

REALTERM

NAI James E. Hanson
COMMERCIAL REAL ESTATE SERVICES, WORLDWIDE

FOLLOW US!      | NJ Offices: Teterboro | Parsippany | naihanson.com | Member of NAI Global with 325+ Offices Worldwide

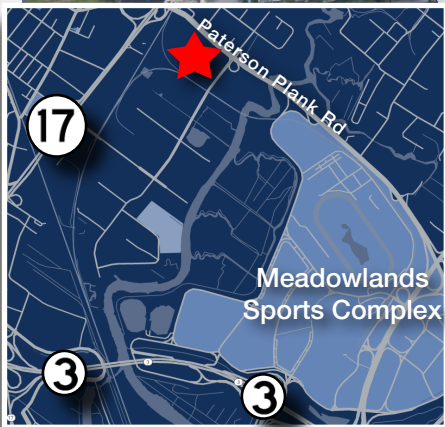
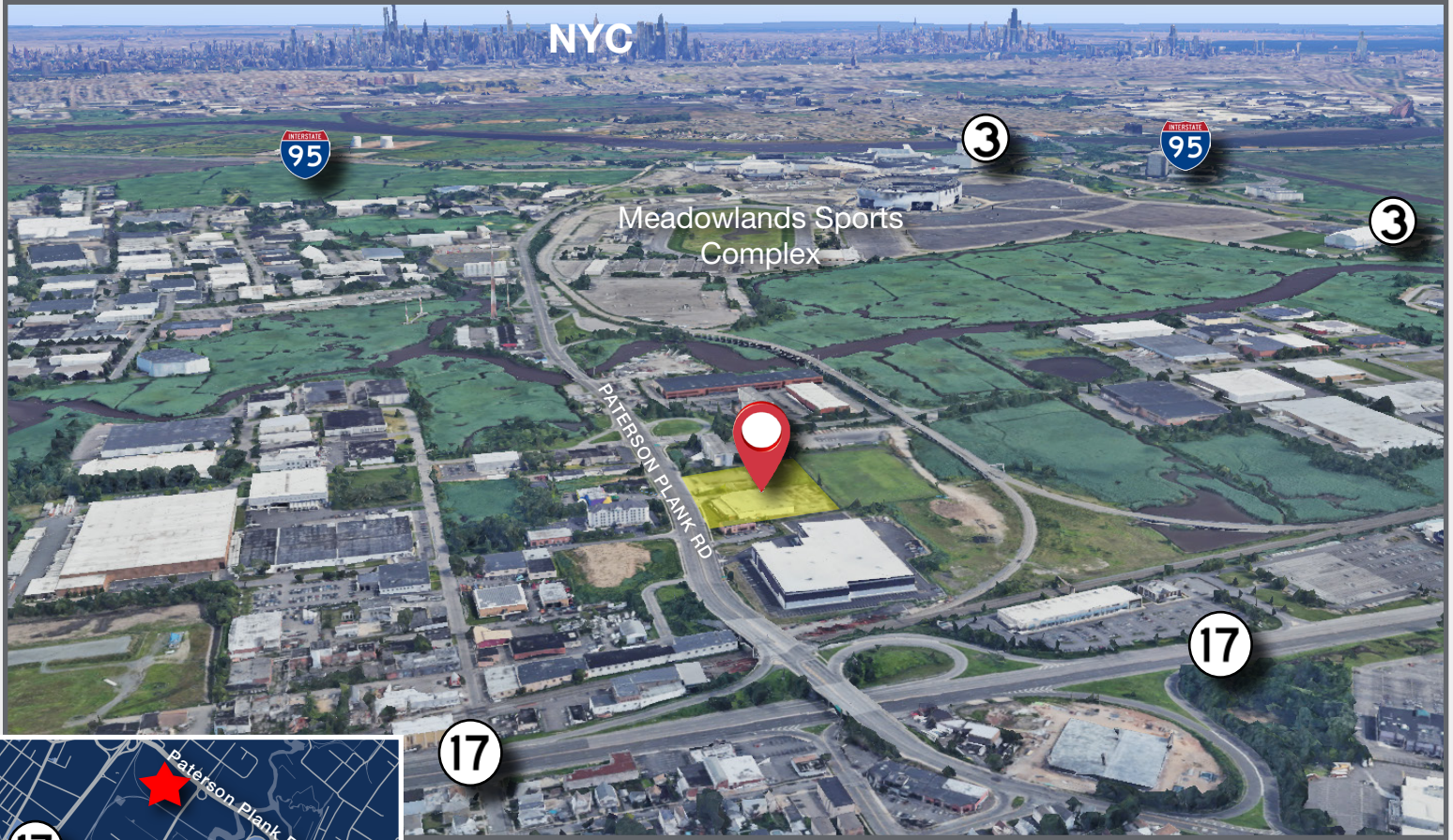
SERVICES OFFERED

Brokerage • Property Management • Corporate Services • Financing • Logistics • Government Services • Healthcare • Tenant Representation • Cold Storage • Investment Services

The information contained herein has been obtained from sources considered to be reliable, but no guarantee of its accuracy is made by NAI James E. Hanson

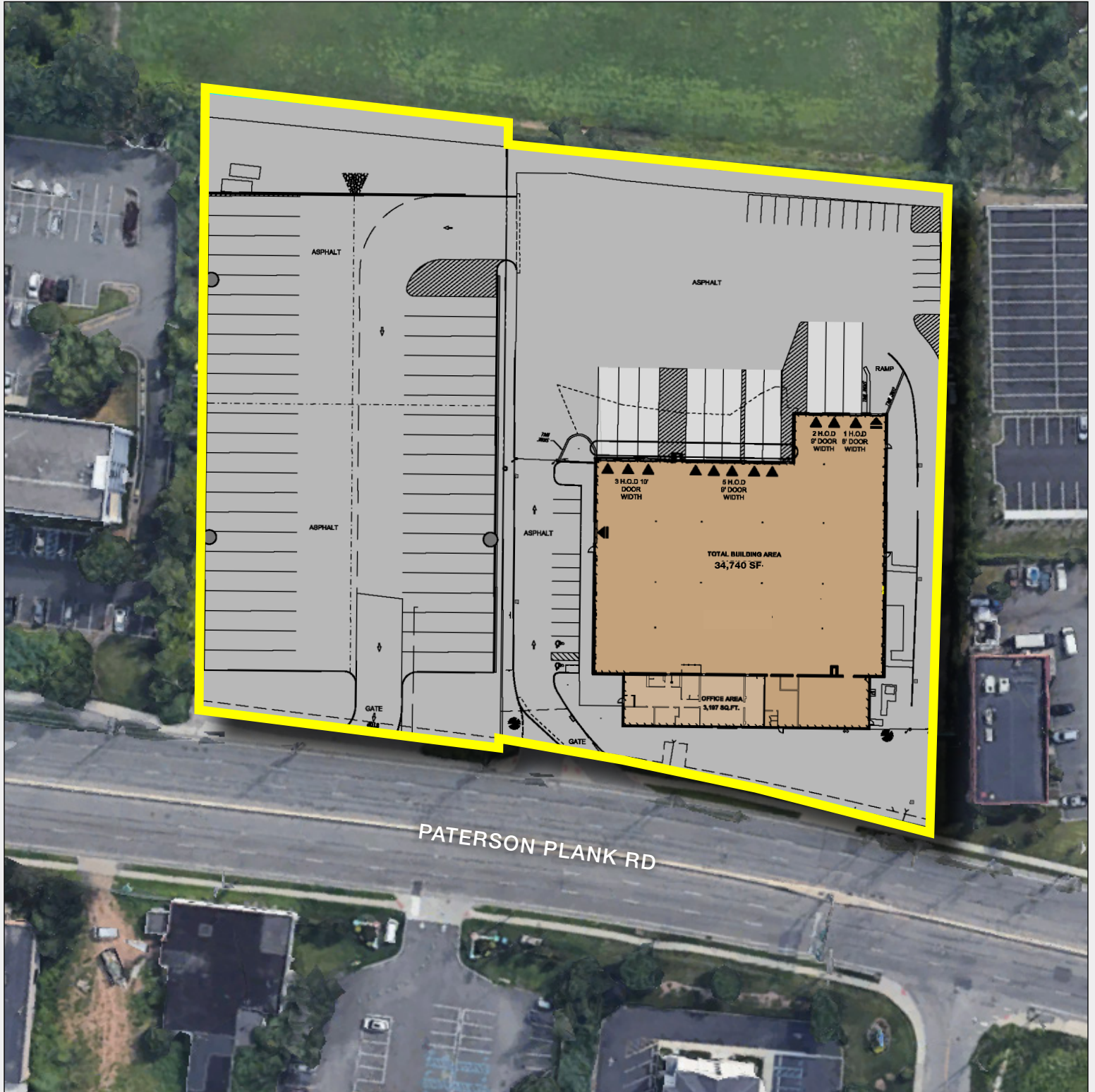
AERIAL VIEW & HIGHWAY MAP

880 Paterson Plank Rd 890 East Rutherford, NJ



SITE PLAN

880 Paterson Plank Rd
890 East Rutherford, NJ



FLOOR PLAN

880 Paterson Plank Rd
890 East Rutherford, NJ

TRUCK COURT

125'+ Truck Court

