



Class A Logistics Building in Plant City, Florida

- 2,500± sf spec office
- Warehouse fully lit with LED high bay lights
- Ten (10) 35,000 lbs mechanical levelers
- 22 dock doors
- 26 trailer parking spaces
- 295 (0.99/1,000) parking space
- Located approximately 2.5 miles south of I-4 with direct access to County Line Road. The property has convenient access to the nearby interchange at I-4



99,868 sf available



Dock high loading



36' clear height



135' truck court with
55' trailer parking

Owned by

 **TA REALTY**

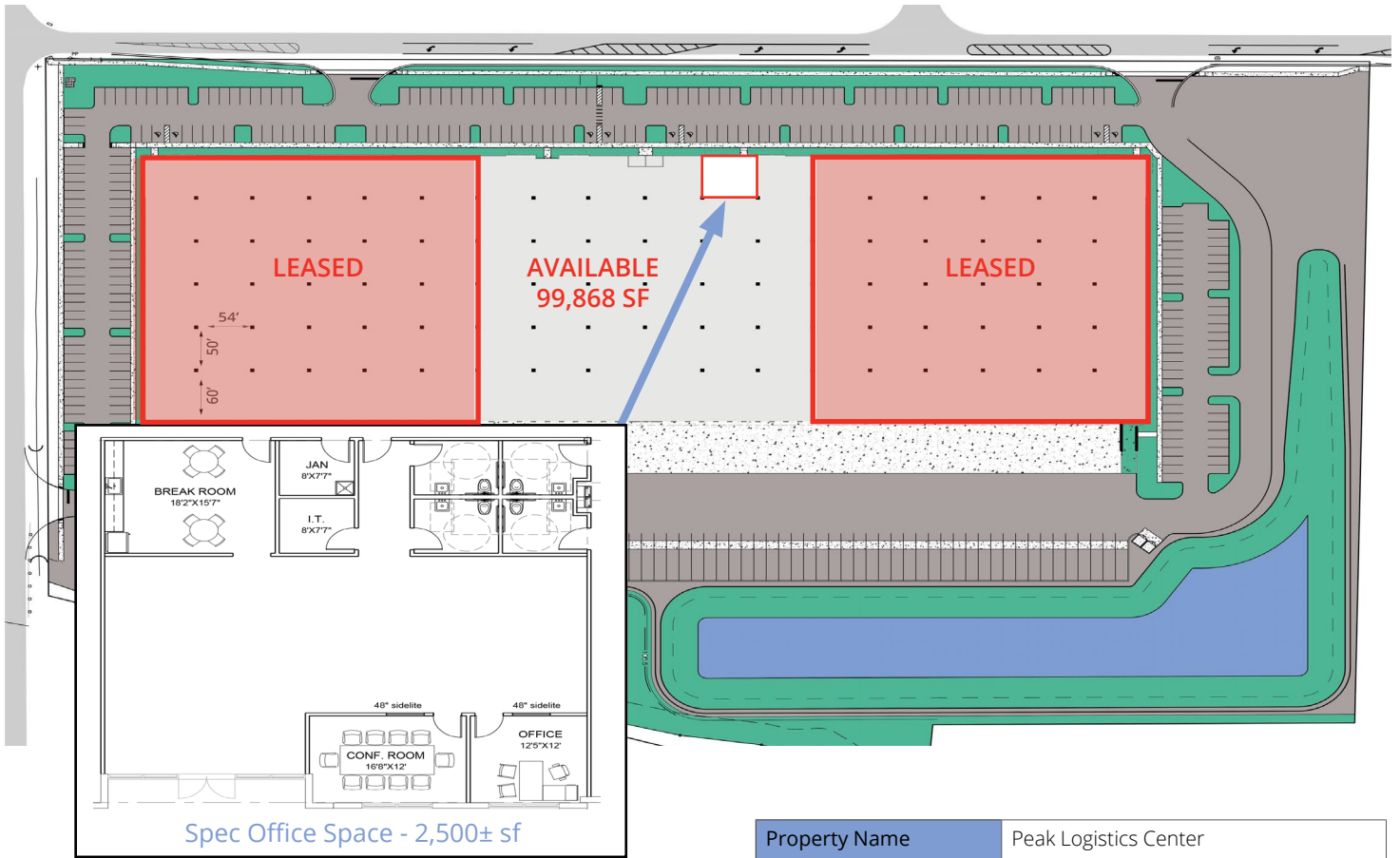
Developed by

 **PEAK DEVELOPMENT**

avisonyoung.com

Property stats

Peak Logistics Center
Plant City, FL 33566



Property Name	Peak Logistics Center
Parcel ID	P-01-29-22-ZZZ-000004-82140.0
Submarket	I-4 Corridor
Lot size (ac)	21.76±
Building (sf)	298,967
Lighting	Fully lit with LED high bay lights
Clear Height	36'
Building Dimensions	964' x 310'
Column Spacing	54' x 50' with 60' Speed bay
Truck Court	135' with 55' trailer parking
Trailer Spots	78
Parking Spaces	295 (0.99/1,000)
Dock Doors	60 (9' x 10')
Ramps	2 (12' x 14' doors)
ESFR	Yes
Power	THREE PHASE 480 V 2,400 AMPS
Concrete Slab	7" thick
Zoning	M-1A; Light Industrial (Plant City)
Utilities	Fiber & Phone - Frontier Spectrum; Electric - TECO Water & Sewer - City of Plant City

Neighboring tenants

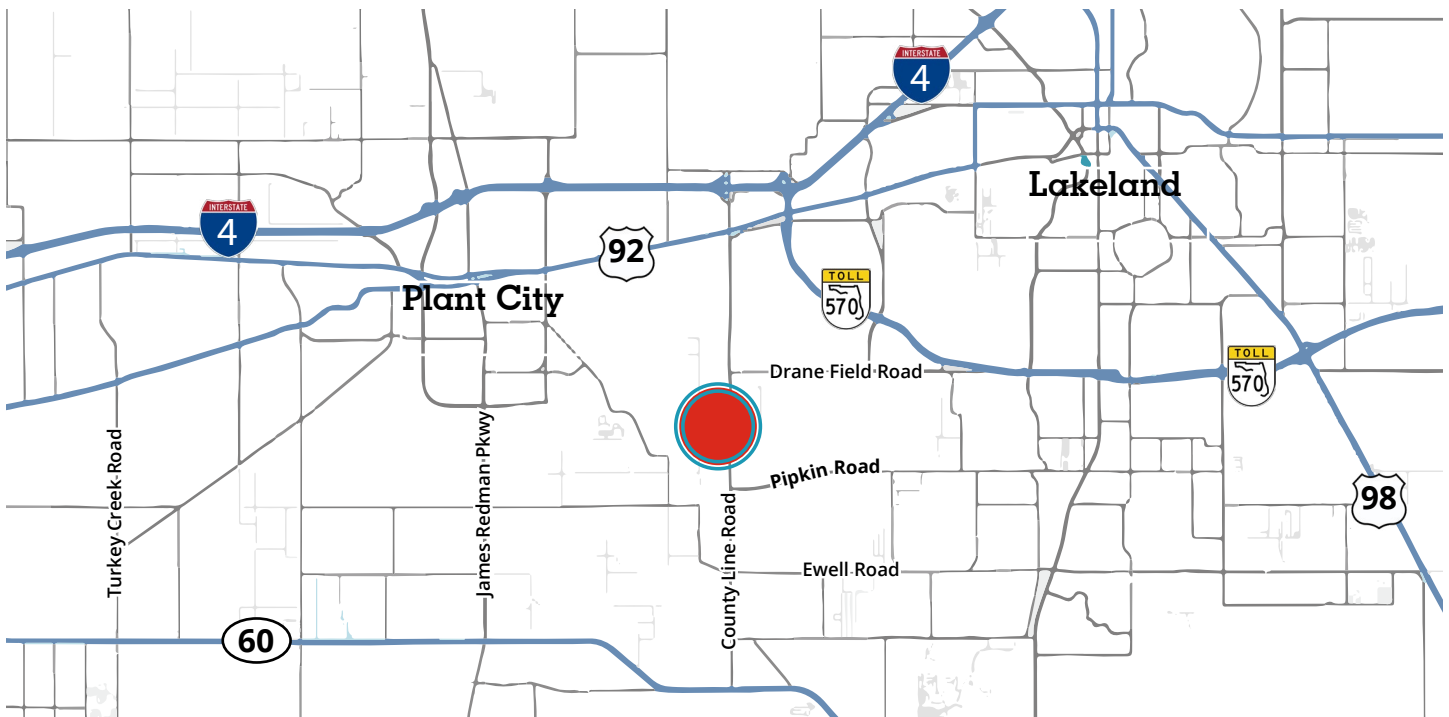
Peak Logistics Center
Plant City, FL 33566



	10 Mile	15 Mile	20 Mile
2020 Total Population:	227,312	400,997	654,906
2025 Projected Total Population:	317,722	596,095	1,046,193
2020 Total Households:	86,388	15,262	247,092
Median Age:	38.7	39.7	39.1
Annual Population Growth Rate:	1.33%	1.37%	1.47%
Total Businesses:	9,731	16,067	27,579
Daytime Population:	295,570	529,714	920,453

Location advantages

Peak Logistics Center
Plant City, FL 33566



Tampa	30.1 Miles
Orlando	60.1 Miles
Ocala	99.7 Miles




Lakeland International	3.8 Miles
Tampa International	39.1 Miles
Orlando International	62.1 Miles



Interstate 4	2.9 Miles
Highway 60	4.8 Miles
Interstate 75	20.1 Miles



CSX Intermodal Winter Haven	30.0 Miles
CXS Intermodal Tampa	60.0 Miles



Exterior | Interior photos

Peak Logistics Center
Plant City, FL 33566



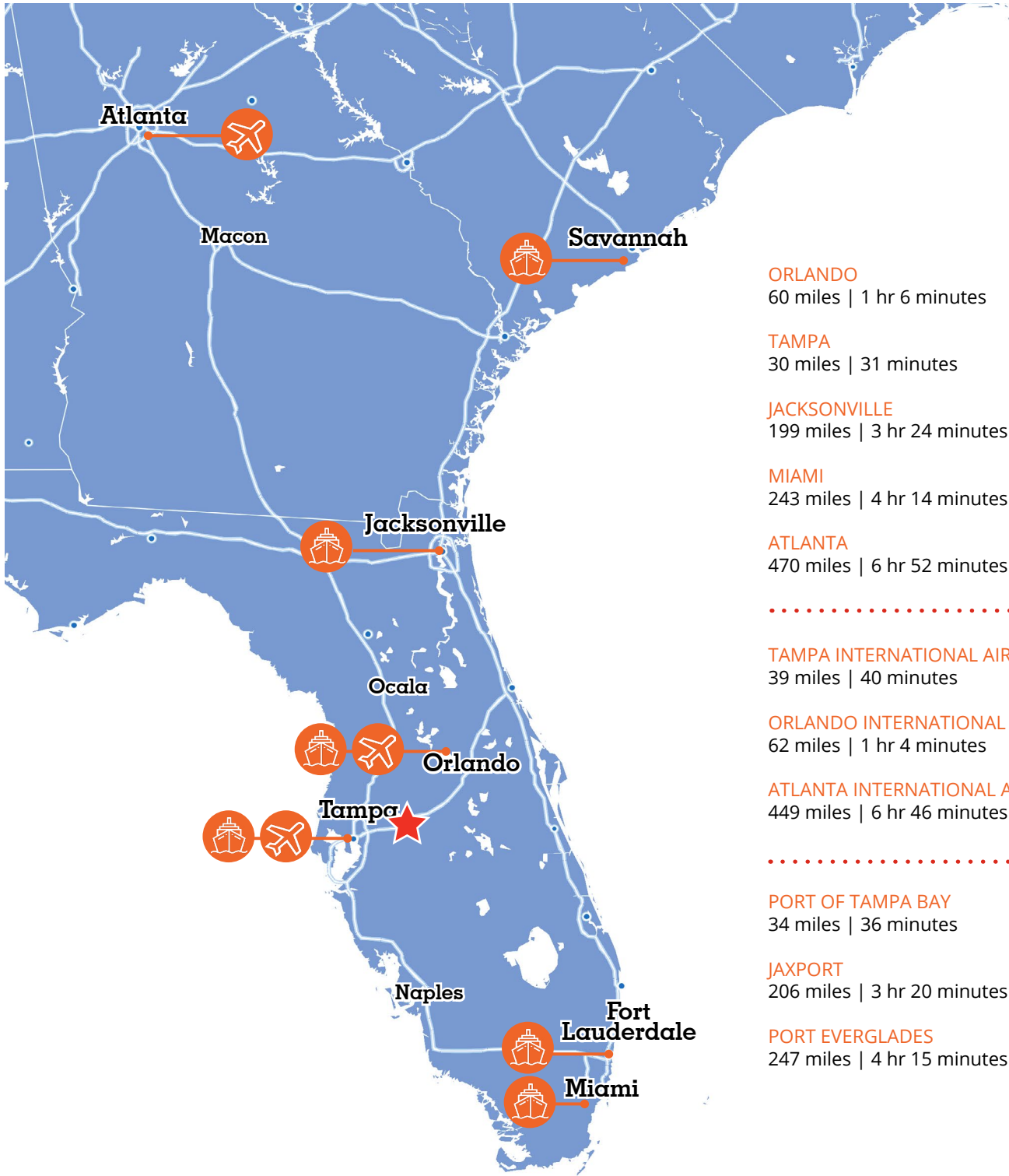
Spec office photos

Peak Logistics Center
Plant City, FL 33566



State map

Peak Logistics Center
Plant City, FL 33566



**Get more
information**

Clay Witherspoon
Managing Director | Principal
+1 813 444 0626

Laurie Hynes
Sr. Client Services Coordinator
+1 813 444 0621

**AVISON
YOUNG**