



EMBREE
CAPITAL MARKETS

Petco

2918 Church St. Conway, SC 29526

DISCLAIMER & CONFIDENTIALITY

The information contained herein is proprietary and strictly confidential. It is intended to be reviewed only by the party receiving it from the Embree Group of Companies (Embree Group) and should not be made available to any other person or entity without the written consent of the Embree Group (the Embree Group collectively refers to Embree Capital Markets Group, Inc., Embree Asset Group, Inc., Embree Healthcare Group, Inc., and Embree Construction Group, Inc.). This brochure has been prepared to provide summary information to prospective investors and to establish a preliminary level of interest in establishing an investment relationship with the Embree Group, which may or may not include the sale or purchase of any specific property referenced herein. Several Embree Group employees are licensed real estate agents and brokers in various states. The information contained herein is not a substitute for a thorough due diligence investigation. The Embree Group has supplied information in this brochure from sources we believe are reliable; however, all potential Buyers and Investors must take appropriate measures to investigate and verify the income and expenses for any specific property, the future projected financial performance of any specific property, the size and square footage of any specific property and its improvements, the presence or absence of contaminating substances, PCB's or asbestos, the compliance with State and Federal regulations, the physical condition of the improvements thereon, or the financial condition or business prospects of any tenant or any tenant's plans or intentions to continue its occupancy of any specific property. The Embree Group reserves the right to withdraw this solicitation at any time without prior notice. The information contained herein is based upon sources deemed to be reliable, but the accuracy of the information is not guaranteed, nor should the information contained herein be considered all inclusive. Statements contained herein which involve matters of opinion, whether or not identified to be that only, are not representations of fact. The price and terms of this offering may be subject to change at any time. The Embree Group is not affiliated with, sponsored by, or endorsed by any commercial tenant or lessee identified in this marketing package. The presence of any corporation's logo or name is not intended to indicate or imply affiliation with, or sponsorship or endorsement by, said corporation of the Embree Group, its affiliates or subsidiaries, or any agent, product, or commercial listing of The Embree Group, and is solely included for the purpose of proving tenant lessee information about this listing to prospective customers.

Embree affiliates have an ownership interest in the subject property.

Exclusively Offered By



KLINTON LEWIS

DIRECTOR OF BROKERAGE

☎ 512.819.4729 M 512.630.9758

KLewis@EmbreeGroup.com

TABLE OF CONTENTS

01 Executive Summary	Property & Lease Details	05
	Area Overview	06
	Company Overview	07
02 Maps & Aerials	Site Plan	09
	Site Aerial	10
	Surrounding Aerial	11
	Location	12
	Local Context	13
03 Analytics	Demographic Analysis	15

01

EXECUTIVE SUMMARY

Property & Lease Details	05
Area Overview	06
Company Overview	07

PROPERTY & LEASE DETAILS

Offering Overview

Embree Capital Markets Group is pleased to present a build-to-suit Petco located in Conway, SC. This is an opportunity for an investor to acquire a well-located Petco retail store with an attractive 15-year absolute NNN lease that features 8.5% rental increases every five years.



PURCHASE PRICE
\$5,106,000



CAP RATE
6.00%



ANNUAL RENT
\$306,388



LEASE TYPE
ABSOLUTE NNN

THE OFFERING

Address	2918 Church St. Conway, SC 29526
Tenant	Petco Animal Supplies Stores, Inc.
Guarantor	Petco Animal Supplies Stores, Inc.

SITE DESCRIPTION

Year Built	2024
Building SF	Approx. 10,900 SQFT
Lot Size	Approx. 1.77 Acres

INVESTMENT SUMMARY

Asset Class	Single-Tenant Retail
Ownership Interest	Fee Simple
Monthly Rent	\$25,532
Rent Commencement**	03.20.2024
Lease Expiration	03.31.2039
Lease Term	15-Years
Renewal Options	Five, 5-Year
Lease Escalations	8.5% Every 5-Years
ROFR	None
Estoppel	30-Day Turnaround

- 25,000+ Vehicle Traffic Counts Per Day
- Adjacent to Walmart Super Center & Gateway Plaza
- 82,000+ Population Within 10-Miles

AREA OVERVIEW

CONWAY, SC

Nestled in the heart of the picturesque Low country of South Carolina, Conway stands as a charming blend of historical significance and modern vitality. Conway enjoys an enviable location just 15 miles northwest of the bustling coastal city of Myrtle Beach, making it a strategic hub for business ventures seeking proximity to both urban amenities and tranquil coastal landscapes. Accessible via major highways and with easy connectivity to regional airports, Conway is a convenient destination for clients, partners, and customers alike.

Conway boasts a well-preserved historic district that exudes Southern charm. With a diverse economy that has weathered economic changes over the years, Conway stands as a testament to its economic resilience. The city has fostered a balanced ecosystem of industries, including manufacturing, healthcare, education, and tourism. This variety provides a stable foundation for businesses to establish themselves and flourish.

Home to Coastal Carolina University, Conway benefits from a skilled and educated workforce. The university serves as a catalyst for innovation and research, fostering a talent pool that is attractive to businesses seeking knowledgeable and motivated employees. This academic presence provides opportunities for collaboration and knowledge exchange between academia and industry.

Conway's local government is committed to facilitating growth and investment. The city offers various incentives, including tax benefits and streamlined permitting processes, to encourage businesses to establish roots and contribute to the community's development. These incentives create an environment conducive to seamless expansion and long-term success.



COMPANY OVERVIEW

petco



Investment Summary

Company Type	(NYSE: WOOF)
2021 Revenue	\$5.8+ Billion
YoY Revenue Growth	\$18%
2021 Adjusted EBITDA	\$591 Million
YoY Adjusted EBITDA	22%
Store Count	1,500+
Employees	28,000+
Total Active Customers	24.1+ Million
Website	www.Petco.com

- The significant work Petco has done over the last four years to retool Petco positioned us well in 2021, delivering 18% revenue growth for the year with overall share gains in food, in digital and in veterinary services.
- More than 54% of pet parents are looking for a one-stop-shop for their pet's needs.
- The total pet merchandise category is \$72 billion, projected to grow at a 7% CAGR to 2025.
- In 2021, Petco added millions of net new customers, bringing their total active customer count to 24.1 million at the end of fiscal 2021. 2021 revenue grew 18% to \$5.8 billion, the highest in company history. For the fourth quarter of 2021, revenue grew 13% with comparable sales up 14%, or 30% on a 2-year stack with strength in transactions and average basket trends. Adjusted EBITDA¹ outpaced revenue growth for the year, up 22% to \$591 million.
- This year Petco saved nearly 400,000 pet lives, and in partnership with Merck, Petco distributed over half a million free vaccines to under-resourced communities as part of their 1 million free vaccines commitment.
- More than 1,500 pet care centers in the U.S., Mexico and Puerto Rico, their digital channel, and their flexible fulfillment options.
- As of January 29, 2022, Petco operated 197 full service veterinary hospitals with planned expansion to approximately 900 hospitals over time.
- The U.S. pet care industry is large and growing, serving millions of households with pets, and represented a total addressable market of \$119 billion in 2021.
- Petco Love, formerly the Petco Foundation, is a

nonprofit organization that is changing lives by making communities and pet families healthier, stronger, and closer. It is a separately incorporated 501(c)(3) nonprofit organization supported both by contributions from us and contributions from Petco customers and community partners.

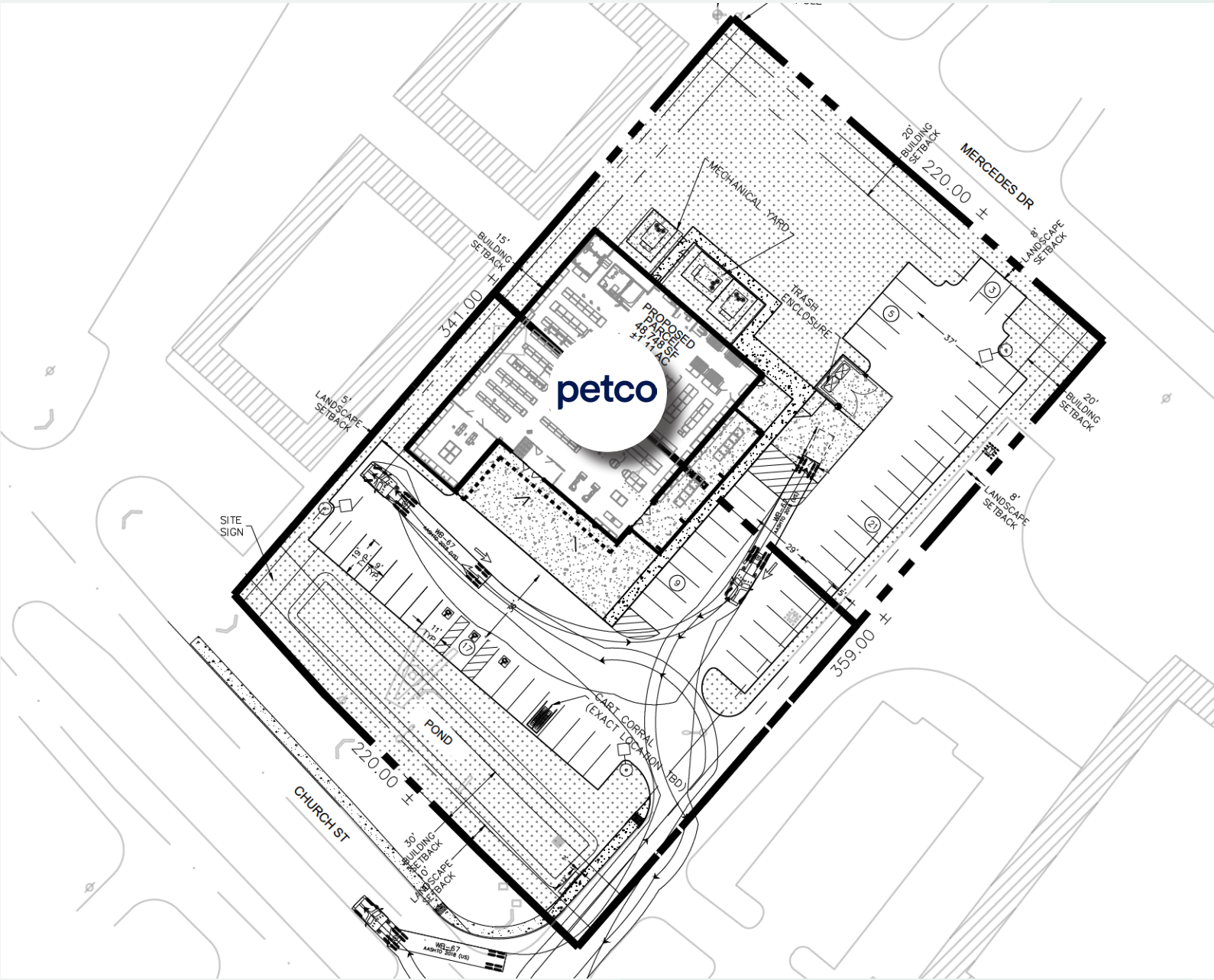
- Comparing fiscal 2021 and fiscal 2020, Petco achieved the following results: (1) an increase in net sales from \$4.92 billion to \$5.81 billion, representing period-over-period growth of 18.0%; (2) comparable sales growth of 18.9%; (3) an increase in operating income from \$194.4 million to \$266.1 million, representing period-over-period growth of 36.9%; (4) an improvement in net cash flows provided by operating activities from \$268.6 million in fiscal 2020 to \$358.2 million in fiscal 2021.
- Net sales increased \$886.9 million, or 18.0%, to \$5.81 billion in fiscal 2021 compared to net sales of \$4.92 billion in fiscal 2020, driven by a 18.9% increase in their comparable sales.
- In fiscal 2021, pet care center merchandise delivered growth of 15.4% with higher retail traffic and strong growth in all major categories, including consumables, supplies, and companion animals. Their e-commerce and digital sales increased 21.1% from fiscal 2020 to fiscal 2021, reflecting their expanded brand assortment, enhanced personalization and extended fulfillment options.
- Petco Health and Wellness Company, Inc. (together with its consolidated subsidiaries, the "Company") is a category-defining health and wellness company focused on improving the lives of pets, pet parents, and its own partners with 1,433 pet care centers in 50 states, the District of Columbia and Puerto Rico as of January 29, 2022.

03

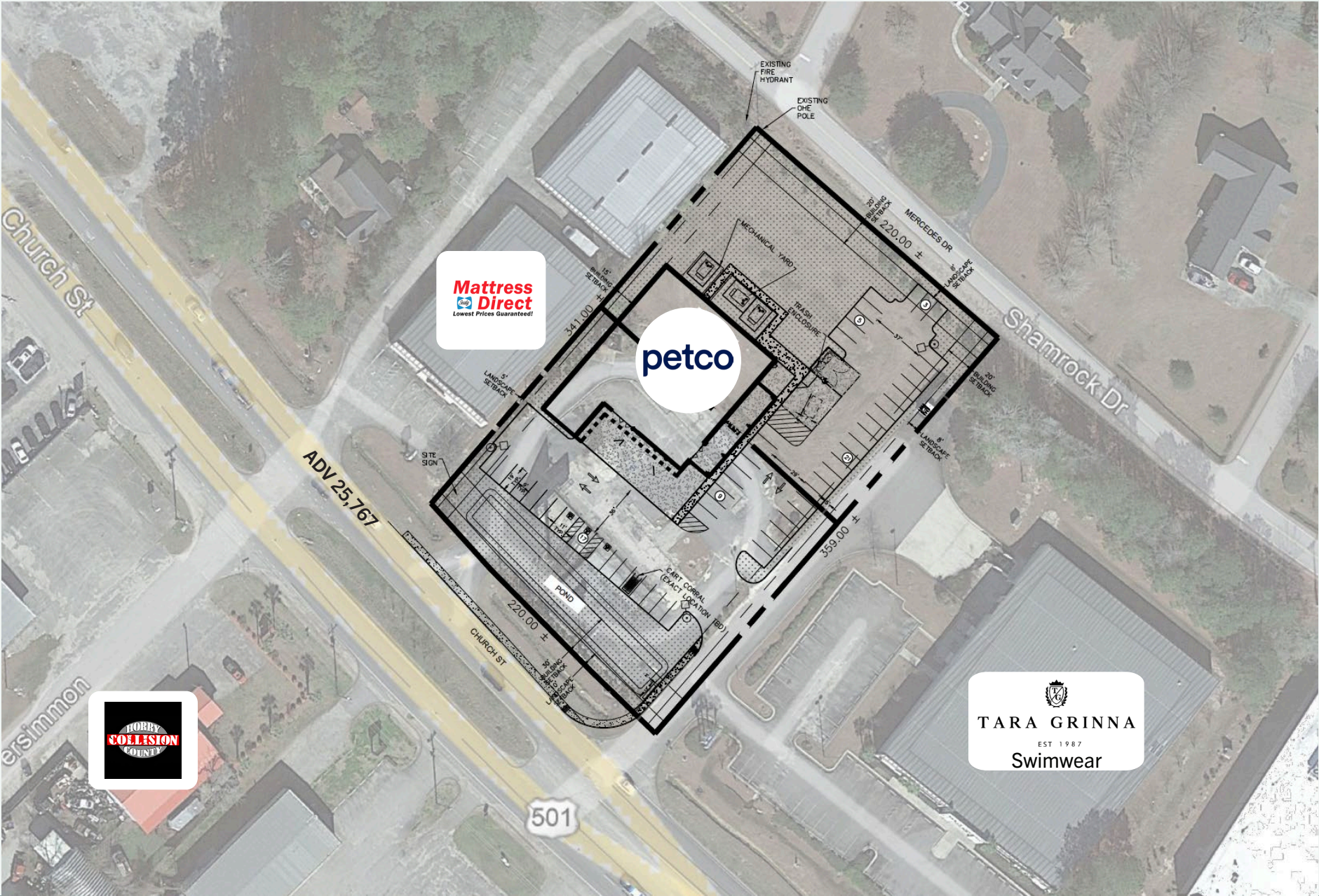
MAPS & AERIALS

Site Plan	09
Site Aerial.....	10
Surrounding Aerial	11
Location	12
Local Context	13

SITE PLAN



SITE AERIAL



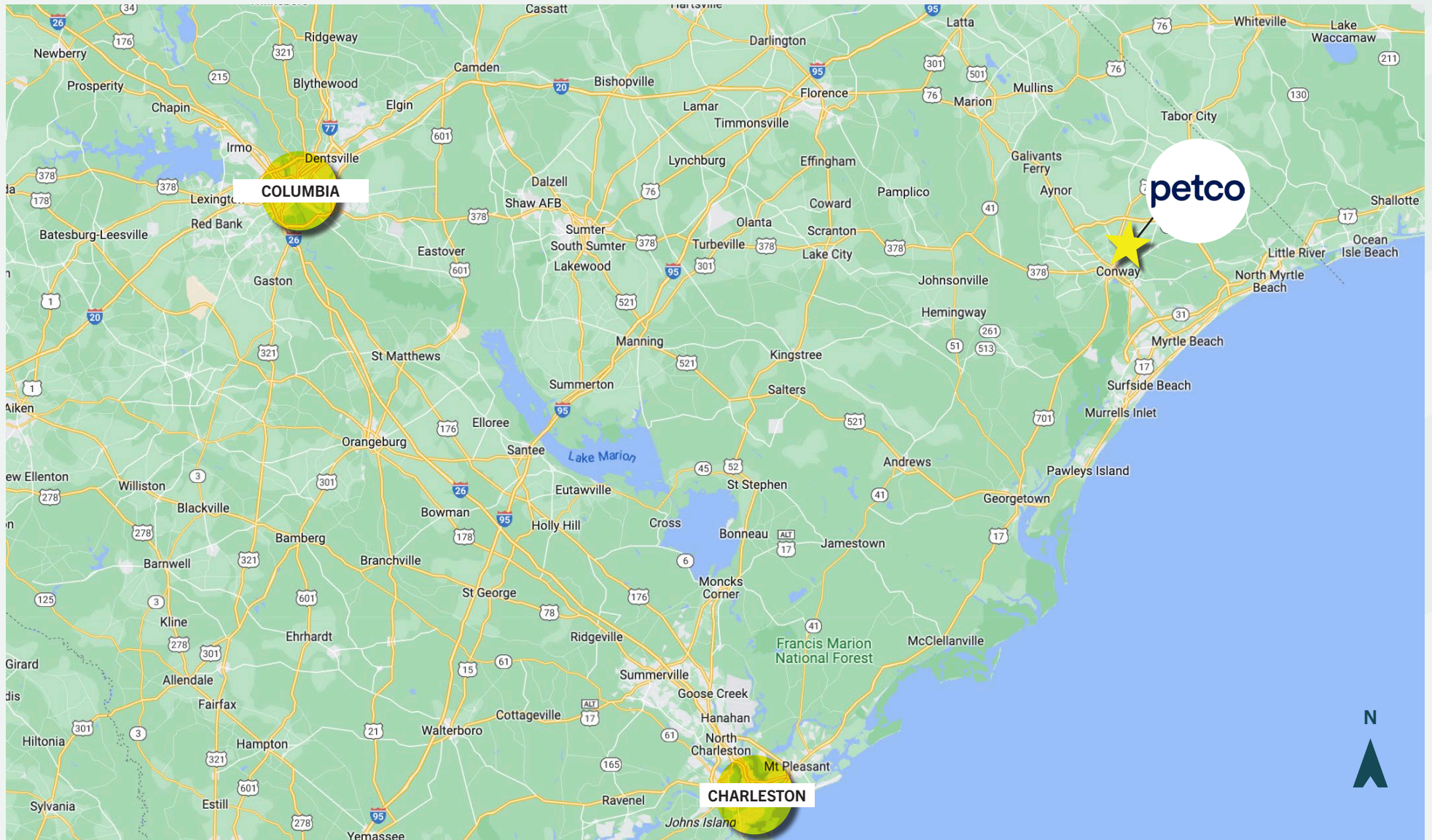
SURROUNDING AERIAL



LOCATION



LOCAL CONTEXT



CHARLESTON (100 MI), COLUMBIA (135 MI)

04

ANALYTICS

Demographic Analysis	15
----------------------------	----

DEMOGRAPHIC ANALYSIS



POPULATION	3 MILE	5 MILES	10 MILES
2028 Projection	20,897	34,895	85,815
2023 Estimate	19,841	33,274	82,024

HOUSEHOLDS

2028 Projection	8,105	13,139	32,355
2023 Estimate	7,705	12,541	30,953

AVG. HOUSEHOLD INCOME

Average Household Income	\$59,443	\$61,450	\$66,209
Less than \$25,000	1,837	2,741	6,091
\$25,000 - \$50,000	2,505	3,866	8,654
\$50,000 - \$75,000	1,608	2,746	6,958
\$75,000 - \$100,000	676	1,328	3,746
\$100,000 - \$125,000	373	688	2,112
\$125,000 - \$150,000	196	335	1,173
\$150,000 - \$200,000	336	591	1,511
More than \$200,000	173	247	710

ABOUT EMBREE GROUP

Embree Group provides nationwide turnkey real estate services, specializing in build-to-suit development, design/build, general construction, program management, and capital markets for specialty retail, financial, automotive, restaurant, healthcare and senior living facilities. Embree's fully integrated, in-house services allow us to become an extension of the client's organization. Since 1979, Embree's foundation has been built on developing tailored programs for 350+ national clients. The firm is headquartered near Austin, Texas, with regional offices located in Phoenix, AZ and the Dallas-Fort Worth area. Over the past 43 years, Embree's executive team has developed, built, or transacted more than 15,000 assets in all 50 states, Puerto Rico, and Canada with a total market value in excess of \$14 billion.

Contact Details

For more information about this listing, please contact:

KLINTON LEWIS

DIRECTOR OF BROKERAGE

KLewis@EmbreeGroup.com

O 512.819.4729 M 512.630.9758



EMBREE
CAPITAL MARKETS