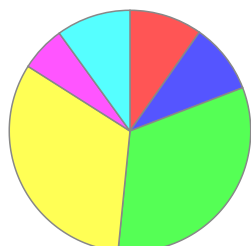




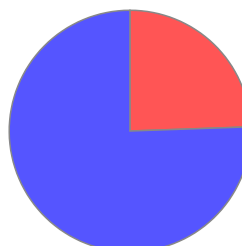
Demographic Overview For A 1 Mile Radius from Subject Property *

Persons	11,675	Families	2,359
Households	5,616	Persons Per Household	2.1
Percent Children	14.05 %		



Age Distribution

- Age 0 to 17
- Age 18 to 24
- Age 25 to 44
- Age 45 to 54
- Age 55 to 64
- Age 65 and over



Occupancy - Rent vs Own

- Owner
- Occupant

Source: 2020 Census / US Census Bureau

House Median Year Built	2006	Per Capita Income	\$52,733
Average Home Value	\$309,500	Average Household Income	\$93,643
Average Rent	\$1,670		



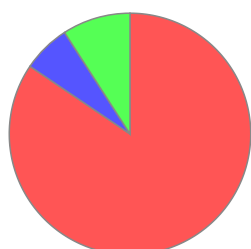
Education Attained

- 9th Grade or Lower
- 9th - 12th (no diploma)
- HS Diploma/GED
- Some College
- Associate Degree
- Bachelor Degree
- Graduate Degree



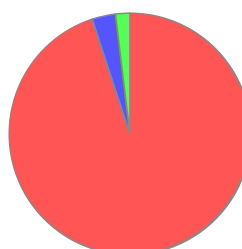
Education - Current Enrollment

- Preschool/Kindergarten
- Grade School
- Middle School
- High School
- College
- Graduate School



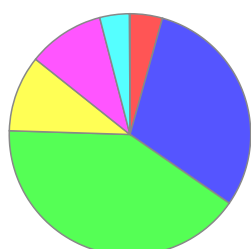
Family Type

- Married
- Single/Female Head
- Single/Male Head



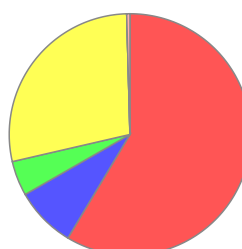
Place of Employment

- Work In County
- Work Out of County
- Work Out of State



Year Built Distribution

- Since 2010
- 2000 - 2009
- 1990 - 1999
- 1980 - 1989
- 1970 - 1979
- 1960 - 1969
- 1950 - 1959
- 1949 or before



Occupation

- Mgmt/Prof
- Healthcare
- Service
- Sales/Office
- Farming
- Construction
- Production

Source: 2023 American Community Survey, 5 year estimates / US Census Bureau

*Includes all data from census blocks completely or partially located inside the noted radius.