

8905 SW 169th Ct

MIAMI, FL 33196

FOR LEASE

MODERN 3-STORY RESIDENTIAL BUILDING WITH 11,388 SQ FT GROUND RETAIL SPACE

Daniel Pou

PARTNER

305.934.8390

danny@fusecre.com

www.fusecre.com

Ivo Tsinev

PARTNER

305.934.8390

ivo@fusecre.com

www.fusecre.com






8905 SW 169th CT

MIAMI, FL 33196

PROPERTY HIGHLIGHTS

- Max's Landing is a 3-story building with 76 residential units and 11,388 sq. ft. of Ground Floor Retail.
- The newly constructed building features a modern design with attractive facade and signage opportunities, and is surrounded by a dense residential population with close proximity to schools, parks and community amenities.
- The property features high-visibility retail space with prominent street frontage.
- This building has surface parking with designated retail parking for easy access.

DEMOGRAPHICS

	1 mile	3 mile	5 mile
 Total Population:	15,144	121,690	257,348
 Households:	4,241	37,787	80,234
 Average Income:	\$107,797	\$82,326	\$86,440

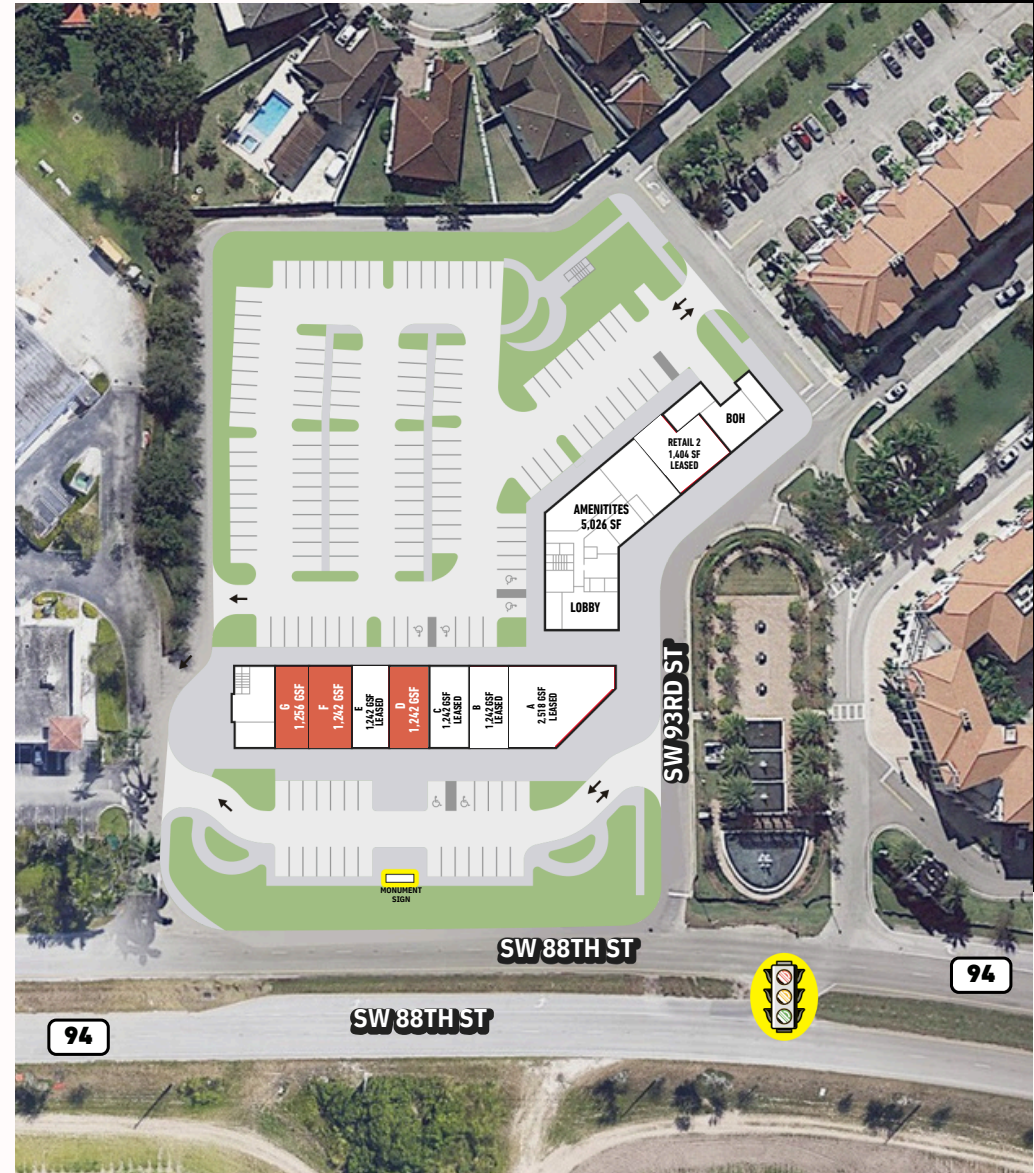


8905 SW 169th CT

MIAMI, FL 33196

AVAILIBILITIES

- Fully Built Out Medical Retail Space D located in the center of the retail corridor and is 1,242 square feet.
- Commercial Space F is located on the East side of the building and is 1,242 square feet.
- Commercial Space G is located on the East side of the building and is 1,256 square feet.
- The two spaces F + G are contiguous and can be combined as an end-cap space for a total of 2,498 square feet.



CONTACT

Max's Landing

8905 SW 169th CT | MIAMI, FL 33196

Daniel Pou

PARTNER
305.934.8390
danny@fusecre.com

Ivo Tsinev

PARTNER
305.934.8390
ivo@fusecre.com

Fuse Commercial LLC

Real Estate Services
10200 SW 66th St, Miami FL
info@fusecre.com | www.fusecre.com

