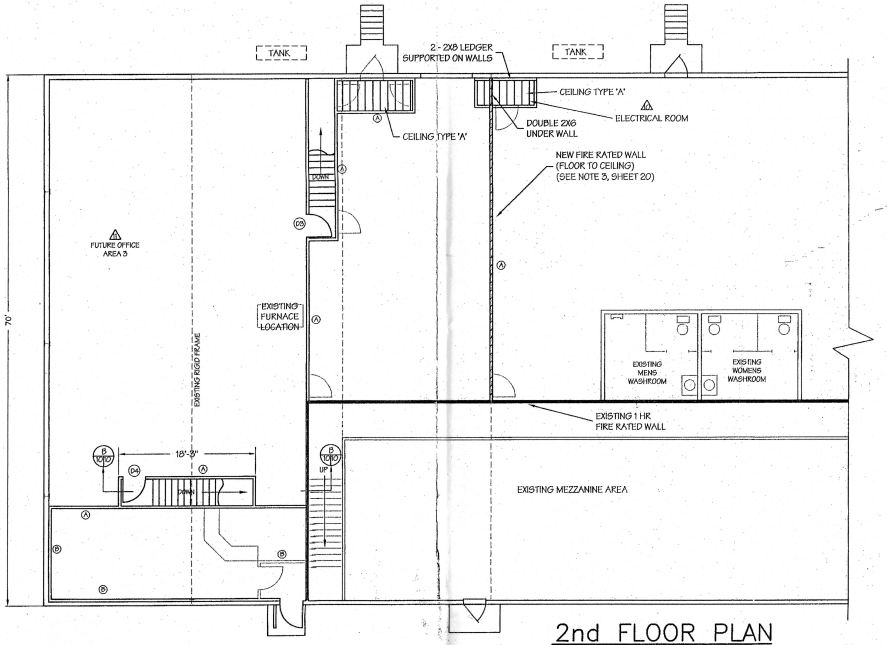

2nd FLOOR PLAN

SCALE: 1/8" = 1'

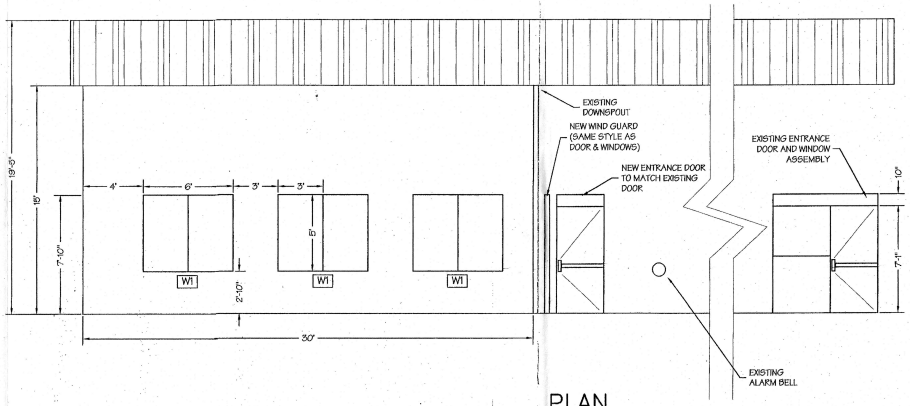

PLAN

SCALE: 1/4" = 1'

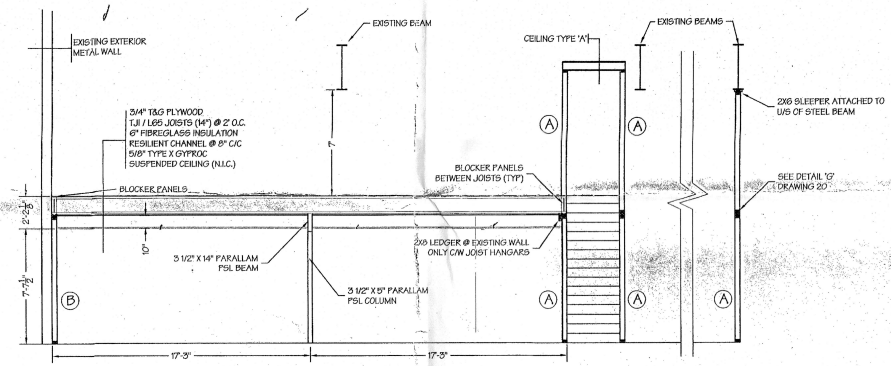

SECTION

SCALE: 1/4" = 1'

A 10 10

RPH387-01

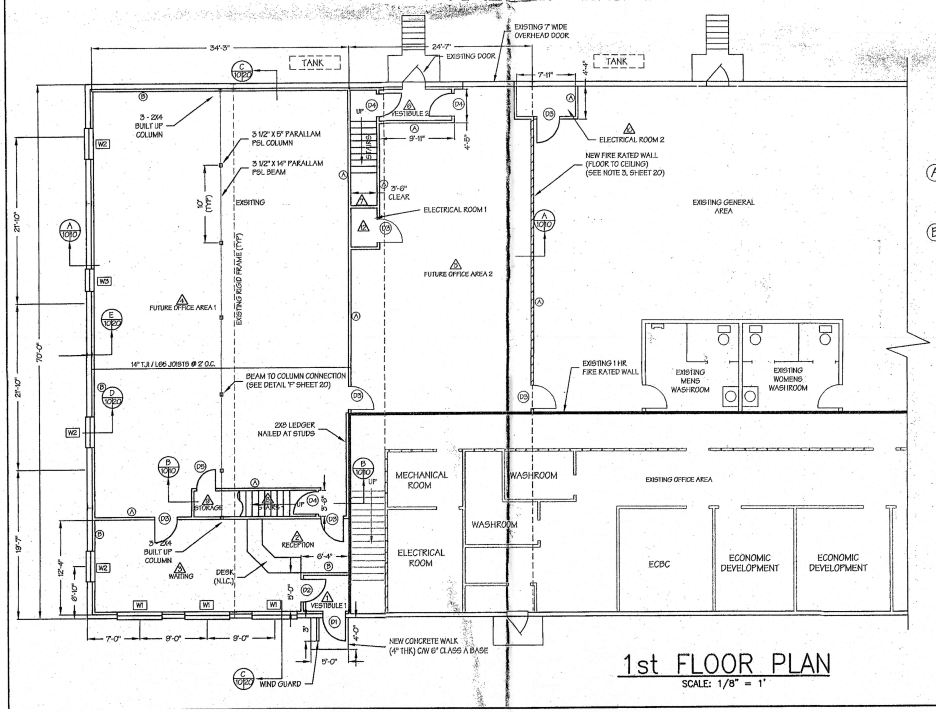

1st FLOOR PLAN

SCALE: 1/8" = 1'

WALL CONSTRUCTION LEGEND

(A) 1 HR FIRE RATED WALL
5/8" TYPE X GYPROC
2X4 STUDS @ 16" C.C.
5/8" TYPE X GYPROC

(B) REGULAR WALL
1/2" GYPROC
2X4 STUDS @ 16" C.C.
1/2" GYPROC

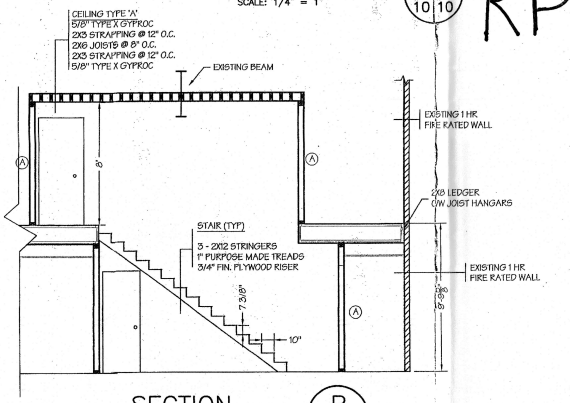

SECTION

SCALE: 1/4" = 1'

B 10 10

NO.	DATE	REVISIONS	DWG.	CHK.
2	01/05/04	ISSUED FOR TENDER	AJS	GAU
1	01/02/12	ISSUED FOR REVIEW	AJS	GAU

STRAIT ENGINEERING LIMITED

PORT HAWKESBURY, NOVA SCOTIA

REGISTERED PROFESSIONAL ENGINEER — DATE 11/5/12 — G.A. LUGUDUNAIS — 5679 — PROVINCE OF NOVA SCOTIA

CLIENT:

ENTERPRISE CAPE BRETON CORPORATION

PROJECT:

OFFICE EXPANSION

DWG. AJS	PLANS AND SECTIONS	PROJECT 01-21	
CKD. GAU			
APP. HBM			
SCALE: AS NOTED		DRAWING 10	
DATE: APR 01			

Autocad Drawing File: X20003 / Plot Date: 00-00-00