

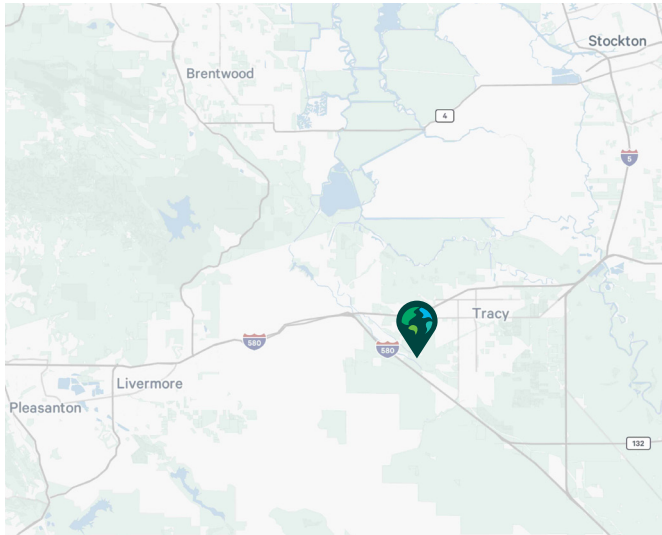


INDUSTRIAL SPACE FOR LEASE

±158,980 SF

Prologis Patterson Pass 6

25201-25315 S. Schulte Road
Tracy, CA 95377 USA



- Direct access to I-580, I-205, & I-5
- Closest location in San Joaquin County to the San Francisco Bay Area & Port of Oakland
- FTZ Designation: Located in San Joaquin County's Foreign Trade Zone, offering import/export businesses reduced costs and increased operational efficiency.



Property Features - Full Building

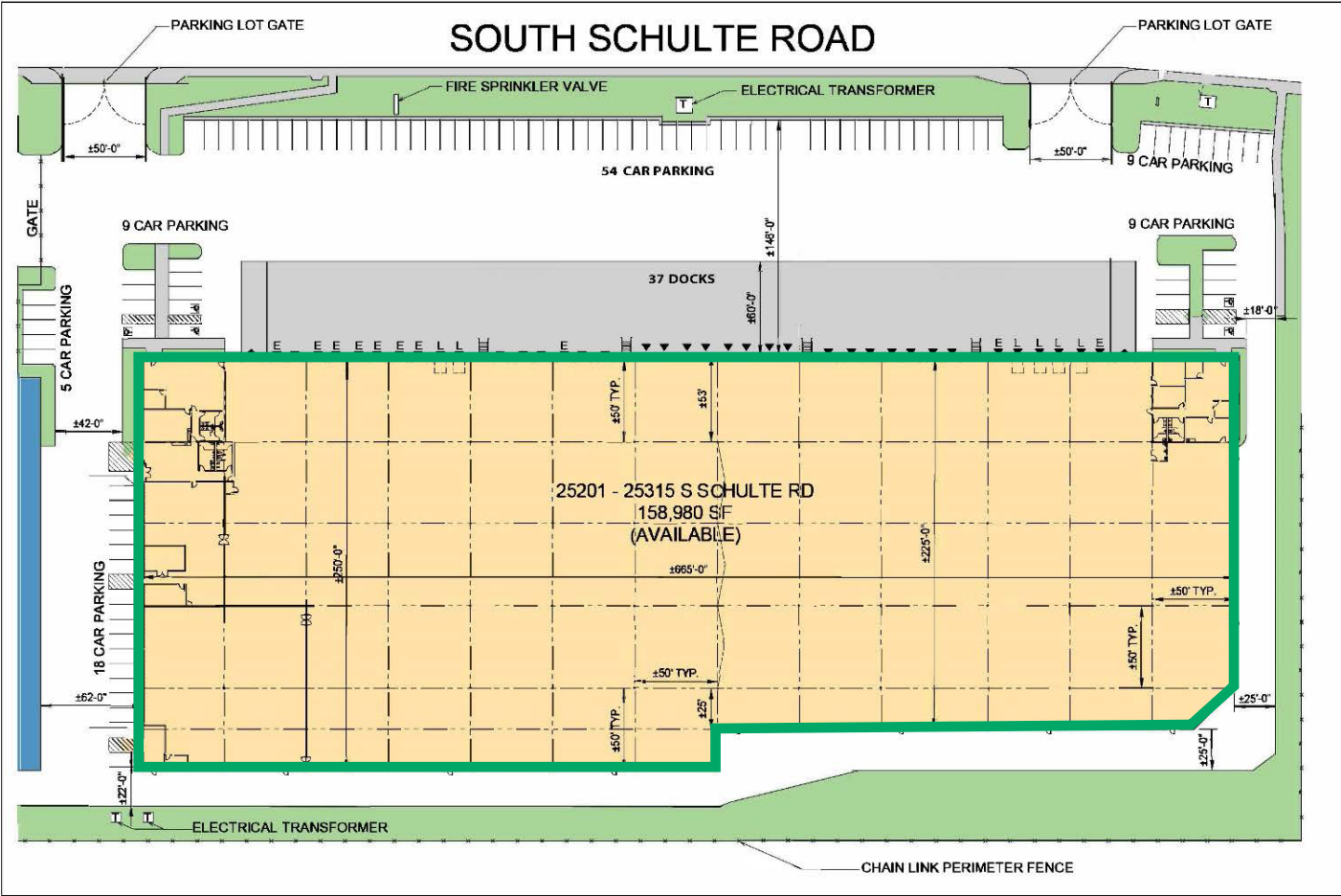
Office - Unit 23515	±2,650 SF	Speed Bay	50'
Office - Unit 25201	±17,240 SF	Car Parking Spaces	104
Clear Height	31'	Truck Court	148'
Column Spacing	50' x 50'	Electrical Service	1,600 amps
Dock Doors	37	Sprinkler	ESFR
Grade Level Doors	2	Lighting	LED



Unlock the full potential of your warehouse with one strategic, single-source partner.



Full Building Plan





Unlock the full potential of your
warehouse with one strategic,
single-source partner.

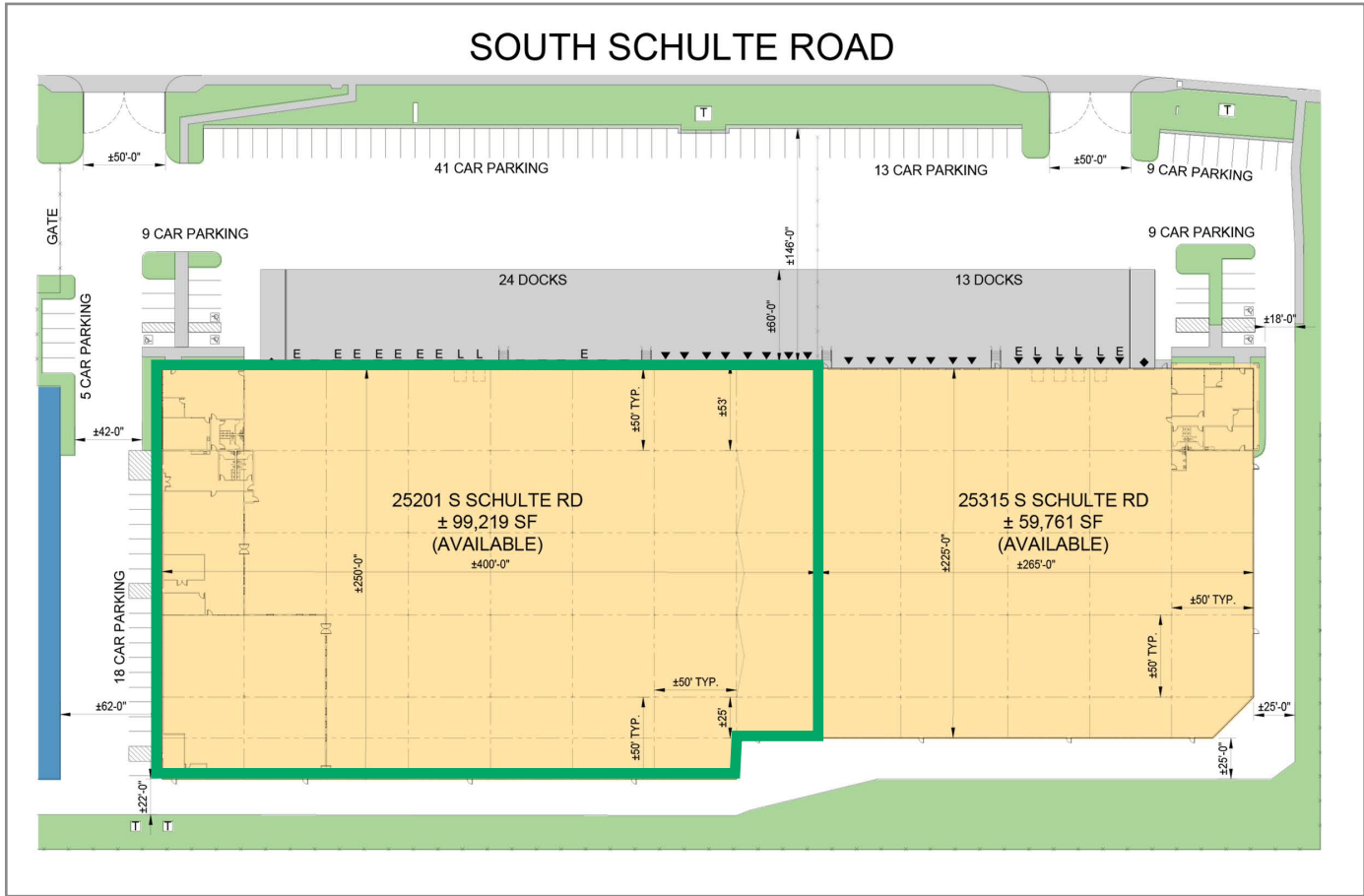


INDUSTRIAL SPACE FOR LEASE

±99,219 SF

Unit 25201

Office - Unit 25201	±17,240 SF
Clear Height	31'
Column Spacing	50' x 50'
Dock Doors	24
Grade Level Doors	1
Electrical Service	600 amps
Sprinkler	ESFR
Lighting	LED





Unlock the full potential of your
warehouse with one strategic,
single-source partner.

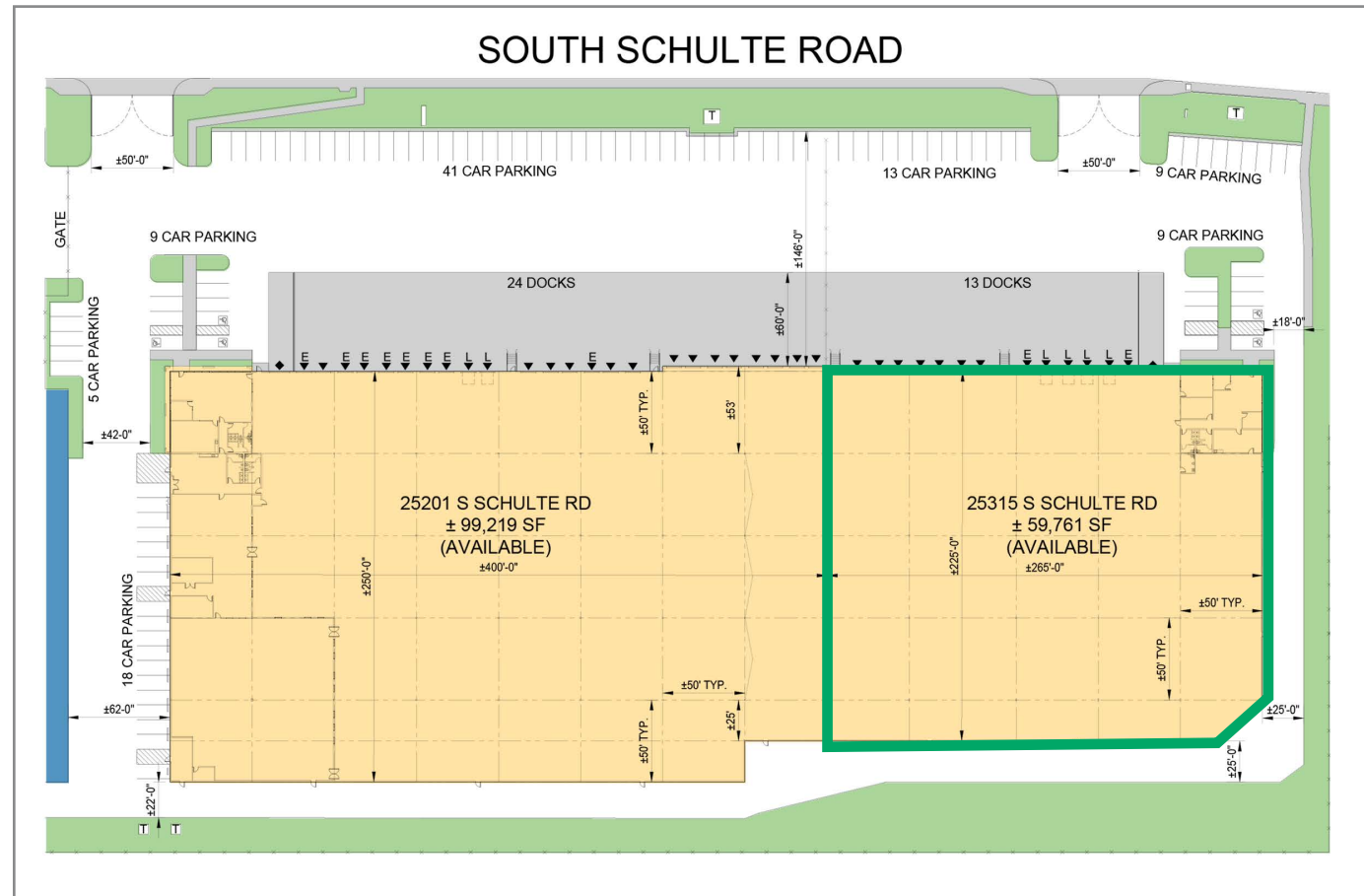


INDUSTRIAL SPACE FOR LEASE

±59,761 SF

Office - Unit 25315	±2,650 SF
Clear Height	31'
Column Spacing	50' x 50'
Dock Doors	13
Grade Level Doors	1
Electrical Service	1000 amps
Sprinkler	ESFR
Lighting	LED

Unit 25315



CBRE

Daniel Davis

dt.davis@cbre.com
ph +1 209 476 2941
cell +1 925 683 6954
lic. 01964386

CBRE

Ryan Davis

ryan.davis1@cbre.com
ph +1 209 476 2995
cell +1 925 858 2138
lic. 02167375

CBRE

Ross Rudow

ross.rudow@cbre.com
ph +1 209 476 2996
cell +1 952 708 9564
lic. 02219068

Prologis

Matt Drury

mdrury@prologis.com
ph +1 209 833 5389
cell +1 415 418 4485
prologis.com

Prologis

Claire Wilson

cwilson2@prologis.com
ph +1 209 833 5395
cell +1 925 813 8623
prologis.com