

FOR LEASE

OFFICE/FLEX SPACE

6,128 SF

866 NORTH MAIN STREET EXTENSION

Wallingford, CT



PROPERTY HIGHLIGHTS

CBRE has been retained to lease 866 North Main Street Extension, a 32,162 SF single-story office/flex building located at the corner of Route 68 and North Main Street Extension in Wallingford, Connecticut.

- + 32,162 SF office/flex building
- + Currently Available:
 - 6,128 SF
- + 4/1,000 SF parking ratio
- + Located between Interstate 91, Exit 15 and Route 15, Exit 66 and parallel to Route 5
- + Nearby amenities include hotels, restaurants, banking and shopping centers
- + **For Lease:** \$10.00/SF NNN (CAM \$7.00/SF)

www.cbre.us/hartford

THE
RMR
GROUP

CBRE





6,128 SF
OFFICE/FLEX SPACE

FOR LEASE
866 NORTH MAIN STREET EXTENSION
Wallingford, CT



FLOOR PLAN



-  Tenant A Leased
-  Tenant B 6,128 SF
-  Tenant C Leased
-  Common Area



CONTACT US

DAVID BARNES

Senior Vice President
+1 860 987 4782
david.barnes@cbre.com

© 2019 CBRE, Inc. This information has been obtained from sources believed reliable. We have not verified it and make no guarantee, warranty or representation about it. Any projections, opinions, assumptions or estimates used are for example only and do not represent the current or future performance of the property. You and your advisors should conduct a careful, independent investigation of the property to determine to your satisfaction the suitability of the property for your needs. Photos herein are the property of their respective owners and use of these images without the express written consent of the owner is prohibited.

www.cbre.us/hartford



CBRE