



Summary

Lease Type: Full Service Gross

| FI – Suite | Size (SF) | Lease Rate |
|------------------------|-----------|------------|
| 1 st – 102 | 4,780 SF | \$22/SF |
| 1 st – 110B | 332 SF | \$24/SF |

Property Highlights

- Convenient location off Sudley Rd
- Practical and low-cost office suites
- First floor office with exterior entrance from parking lot with signage available

Demographics

2 Mile

5 Mile

10 Mile

| | | | |
|--------------------|-----------|-----------|-----------|
| Total Households: | 20,246 | 57,035 | 163,895 |
| Total Population: | 66,754 | 180,376 | 499,965 |
| Average HH Income: | \$115,752 | \$134,176 | \$157,020 |



The information above was furnished to us by sources we believe to be reliable but no warranty or representation is made to its accuracy. It is your responsibility to independently confirm its accuracy and completeness. This offering is subject to correction or errors and omissions, change of pricing, prior to sale/lease or withdrawal from the market, without notice.

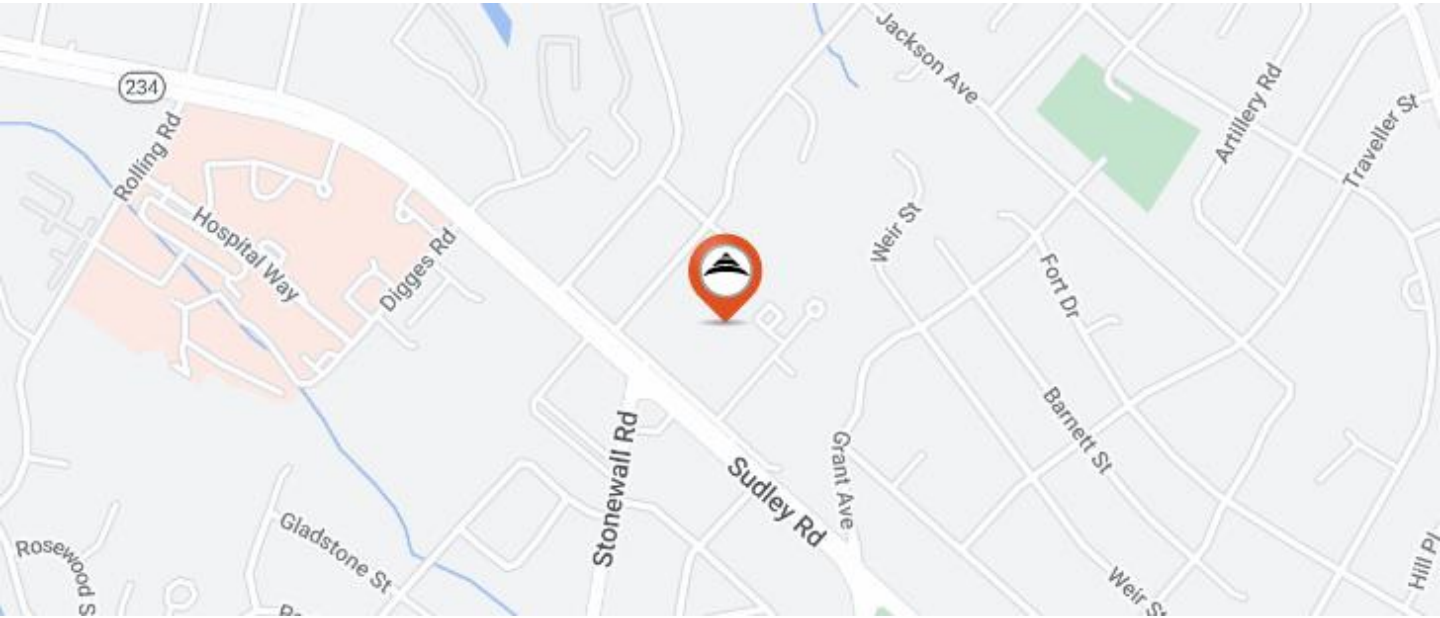
Jennifer Burke

703.435.4007 x 118

jburke@veritycommercial.com

Suite 102 – 4,780 SF





The information above was furnished to us by sources we believe to be reliable but no warranty or representation is made to its accuracy. It is your responsibility to independently confirm its accuracy and completeness. This offering is subject to correction or errors and omissions, change of pricing, prior to sale/lease or withdrawal from the market, without notice.

Jennifer Burke
703.435.4007 x 118
jburke@veritycommercial.com