

5010 W WASHINGTON BLVD
LOS ANGELES, CA 90016

FOR LEASE



THE HEART OF MID CITY
Free-Standing Retail / Office Space

CONTACT US:

RYAN GURMAN +1 310 650 7545
ryan.gurman@cbre.com
Lic. 01972081

BRONSON MORGAN +1 415 446 8796
Bronson.Morgan@cbre.com
Lic. 02194401

CBRE

The Area



LACMA

MET HER AT A BAR

MID-WILSHIRE

CARTHAY SQUARE

LUCIA MEDITERRANEAN GRILL

5010

W. WASHINGTON BLVD.

JURASSIC MAGIC COFFEE

S. MANSFIELD AVE.

W. WASHINGTON BLVD.

HIGHLIGHTS



5010 W WASHINGTON BLVD

Building Size: ±1,170 SF

Land Size: ±9,727 SF

Rate: Upon Request



Large Land Component
with Secure On-Site
Parking



Located just west of La Brea
Ave and only a few minutes
drive to the 10 Freeway



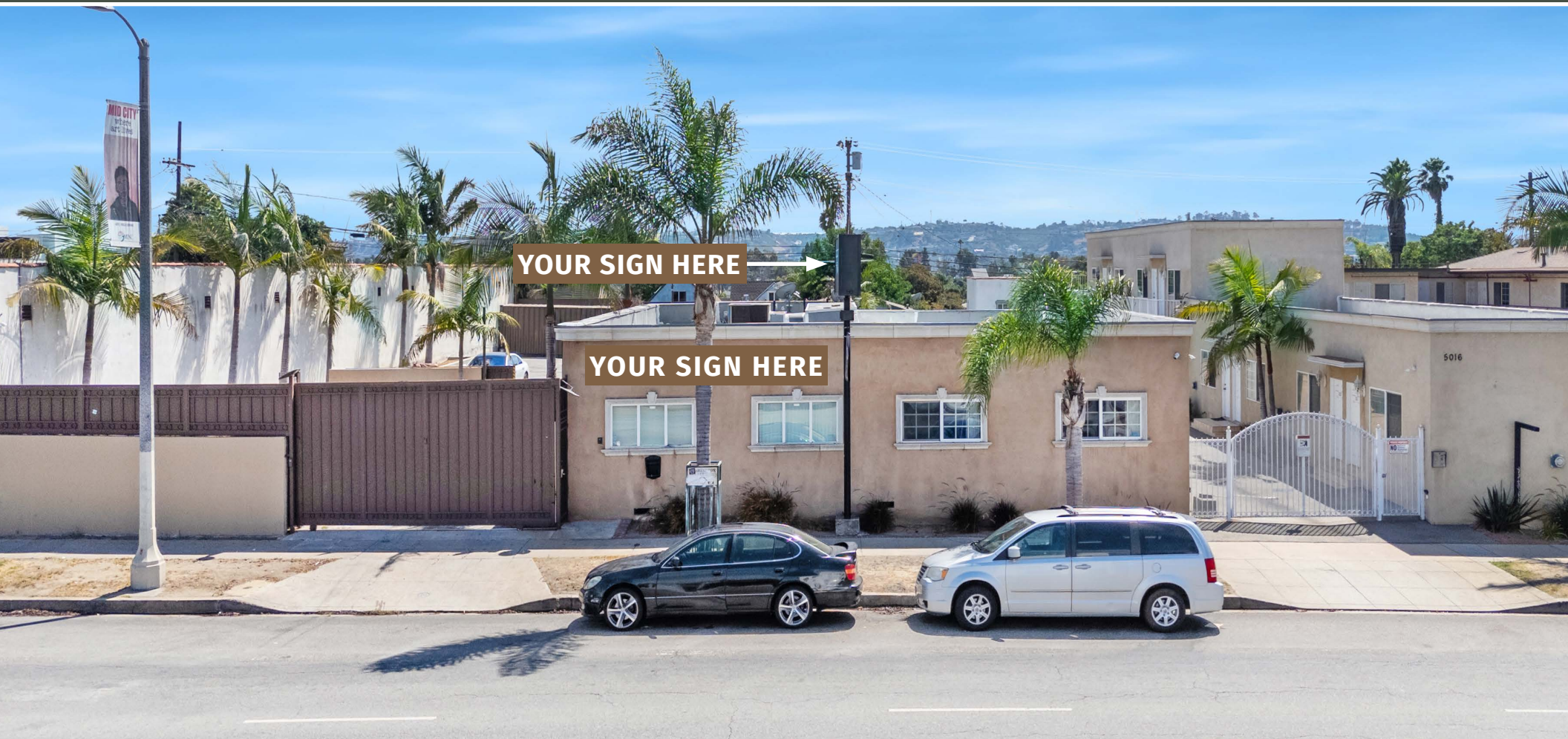
Suitable for Retail
or Office



Existing Pole Signage



Tremendous Frontage
along W Washington Blvd





The Area



RANCHO CIENEGA
RECREATION AREA



BALDWIN HILLS

KENNETH HAHN STATE
RECREATION AREA

CHULITA

THE GATHERING SPOT

WHOLE FOODS

TARGET

SEE'S CANDIES

LEO'S TACOS

5010
W. WASHINGTON BLVD.

S. ORANGE DR

W. WASHINGTON BLVD.

The Area



KOREATOWN

DOWNTOWN LA

HOLDEN PERFORMING
ARTS CENTER

COUNTRY CLUB PARK

LOWE'S

ULTA BEAUTY

CHIPOTLE

PLANET FITNESS

JAMBA JUICE

LIVING SPACES

OLIVE GARDEN

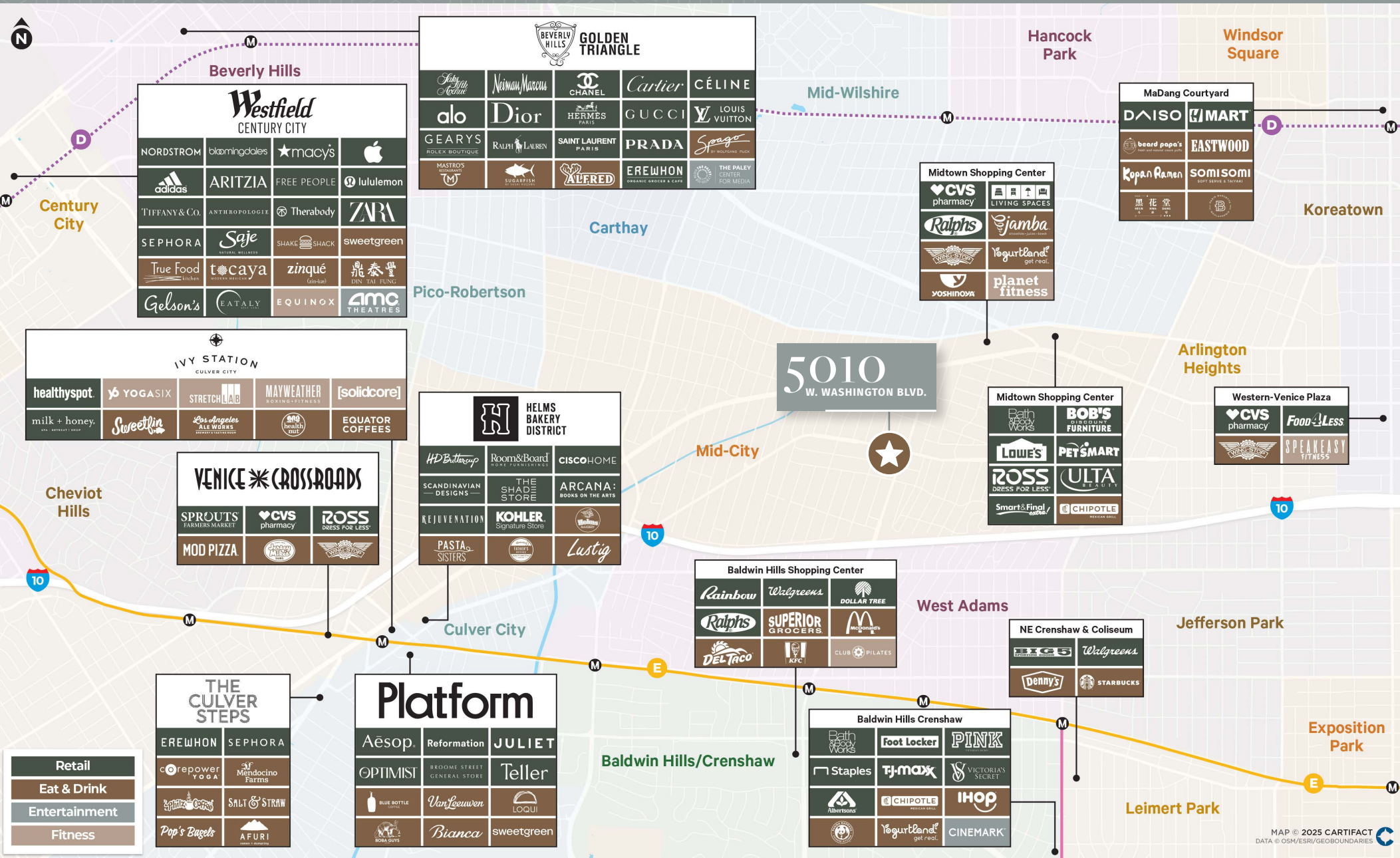
ROSCOE'S CHICKEN & WAFFLES

5010

W. WASHINGTON BLVD.


W. WASHINGTON BLVD.

AMENITIES



LOS ANGELES

22,093
RESIDENTS



38.0
MEDIAN AGE



64.1%
RENT



29.2%
OWN



18,025
TOTAL HOUSEHOLDS

\$114K
AVERAGE HOUSEHOLD
INCOME

\$1.14M
MEDIAN VALUE OF OWNER
OCCUPIED HOUSING UNITS

DEMOGRAPHICS



	1 MILE	3 MILES	5 MILES
POPULATION			
2024 Population - Current Year Estimate	47,152	377,949	1,178,609
2029 Population - Five Year Projection	46,816	381,307	1,190,235
2020 Population - Census	48,488	381,996	1,191,229
2010 Population - Census	50,685	380,804	1,178,496
2020-2024 Annual Population Growth Rate	-0.53%	-0.20%	-0.20%
2024-2029 Annual Population Growth Rate	-0.14%	0.18%	0.20%



HOUSEHOLDS			
2024 Households - Current Year Estimate	18,025	159,283	506,426
2029 Households - Five Year Projection	18,337	164,937	525,104
2020 Households - Census	17,714	155,017	490,356
2010 Households - Census	17,309	148,800	463,220
2020-2024 Compound Annual Household Growth Rate	0.33%	0.52%	0.62%
2024-2029 Annual Household Growth Rate	0.34%	0.70%	0.73%
2024 Average Household Size	2.58	2.34	2.26



HOUSING INCOME			
2024 Average Household Income	\$114,152	\$131,006	\$120,492
2029 Average Household Income	\$128,768	\$145,415	\$133,044
2024 Median Household Income	\$78,806	\$83,921	\$76,037
2029 Median Household Income	\$92,998	\$95,831	\$84,885
2024 Per Capita Income	\$43,572	\$55,406	\$51,865
2029 Per Capita Income	\$50,340	\$63,119	\$58,784



	1 MILE	3 MILES	5 MILES
EDUCATION			
2024 Population 25 and Over	34,794	282,197	877,114
HS and Associates Degrees	14,943	105,697	322,315
Bachelor's Degree or Higher	13,398	137,094	405,823



HOUSING UNITS			
2024 Housing Units	19,326	170,930	551,359
2024 Vacant Housing Units	1,301	11,647	44,933
2024 Occupied Housing Units	18,025	159,283	506,426
2024 Owner Occupied Housing Units	5,640	42,747	116,505
2024 Renter Occupied Housing Units	12,385	116,536	389,921



PLACE OF WORK			
2024 Businesses	1,479	22,928	70,357
2024 Employees	8,513	156,967	591,139



5010 W WASHINGTON BLVD
LOS ANGELES, CA 90016

FOR LEASE



CONTACT US:

RYAN GURMAN +1 310 650 7545
ryan.gurman@cbre.com
Lic. 01972081

BRONSON MORGAN +1 415 446 8796
bronson.morgan@cbre.com
Lic. 02194401

CBRE