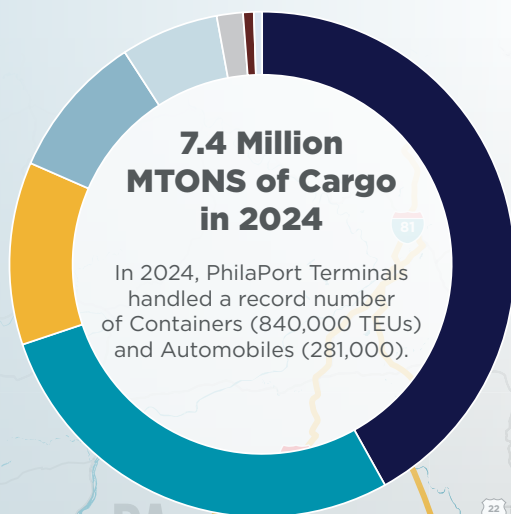
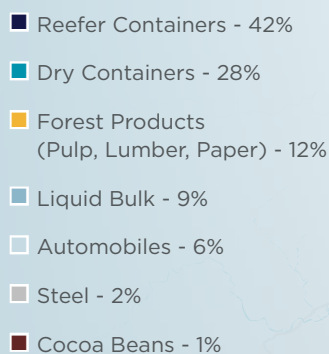


LEADING FOOD CARGOES OF 2025

- \$6.3 Billion in produce through Philadelphia in 2024.
- \$16.1 Billion of food and associated products through Philadelphia in 2024.



CAMDEN TRUCKING CONNECTIONS




Container tonnage is 70%, compared to other commodity tonnage of 30%.

- PhilaPort terminals provide easy access to major U.S. highways, including the Northeast Extension, I-95 & I-76
- We are located within a 48 hour drive to more than 50% of the Canadian & U.S. population

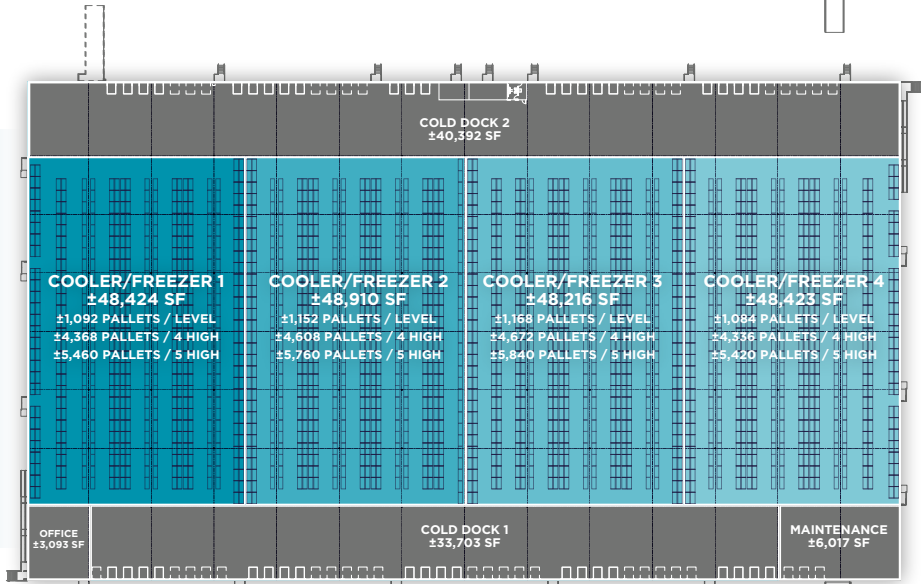


BUILDING LAYOUT OPTIONS

SINGLE SIDE LOAD



CROSS DOCK



DEMISE

