

# PORTSIDE



IN THE HEART OF MT. PLEASANT

488-501 LA MESA ROAD  
MT PLEASANT, SC 29464



## Renovations Underway

Including new park signage,  
landscaping, exterior paint,  
awnings, and parking lot  
enhancements.



**CBRE**


**RCB**  
DEVELOPMENT

## FLEX SPACE FOR LEASE



# AVAILABILITY

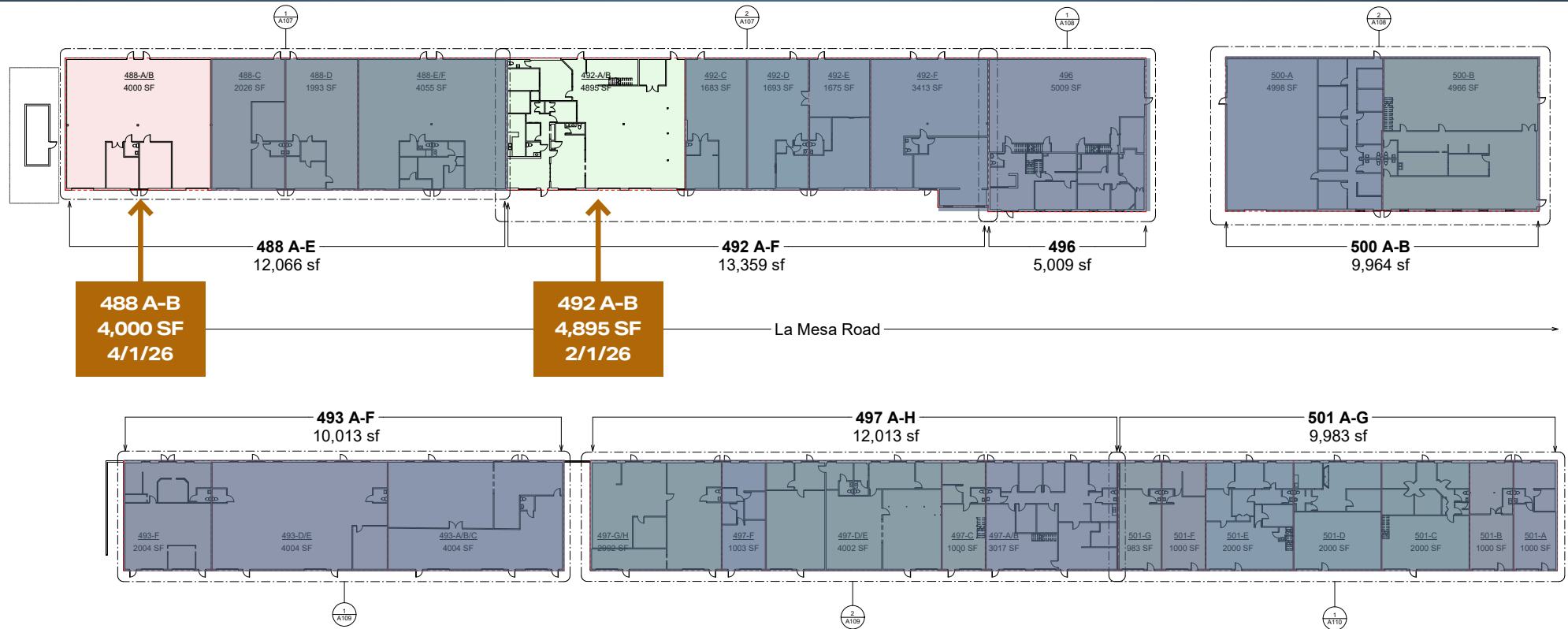
2 SUITES



SUITE	TOTAL SIZE	OFFICE SIZE	DRIVE-IN DOORS	AVAILABILITY
492 A-B	4,895 SF	1,984 SF	2	Available 2/1/26
488 A-B	4,000 SF	660 SF	2	Available 4/1/26



# FLOOR PLANS



# PROPERTY RENDERINGS





# CENTRALLY LOCATED





# DEMOGRAPHIC OVERVIEW

## POPULATION

	1 MILE	3 MILES	5 MILES
2024 Population - Current Year Estimate	6,542	46,861	93,819
2029 Population - Five Year Projection	6,656	48,350	99,486
2020 Population - Census	6,366	44,991	86,752
2010 Population - Census	5,468	36,469	67,765
2020-2024 Annual Population Growth Rate	0.64%	0.96%	1.86%
2024-2029 Annual Population Growth Rate	0.35%	0.63%	1.18%

## HOUSEHOLDS

2024 Households - Current Year Estimate	2,651	20,537	40,336
2029 Households - Five Year Projection	2,756	21,656	43,673
2020 Households - Census	2,555	19,466	36,842
2010 Households - Census	2,076	15,641	28,285
2020-2024 Annual Household Growth Rate	0.87%	1.27%	2.15%
2024-2029 Annual Household Growth Rate	0.78%	1.07%	1.60%
2024 Average Household Size	2.47	2.24	2.3

## HOUSEHOLD INCOME

2024 Average Household Income	\$204,355	\$159,303	\$161,748
2029 Average Household Income	\$235,717	\$181,540	\$182,499
2024 Median Household Income	\$143,978	\$108,837	\$109,844
2029 Median Household Income	\$171,545	\$123,680	\$123,262
2024 Per Capita Income	\$79,835	\$70,103	\$69,985
2029 Per Capita Income	\$93,975	\$81,604	\$80,641

## HOUSING UNITS

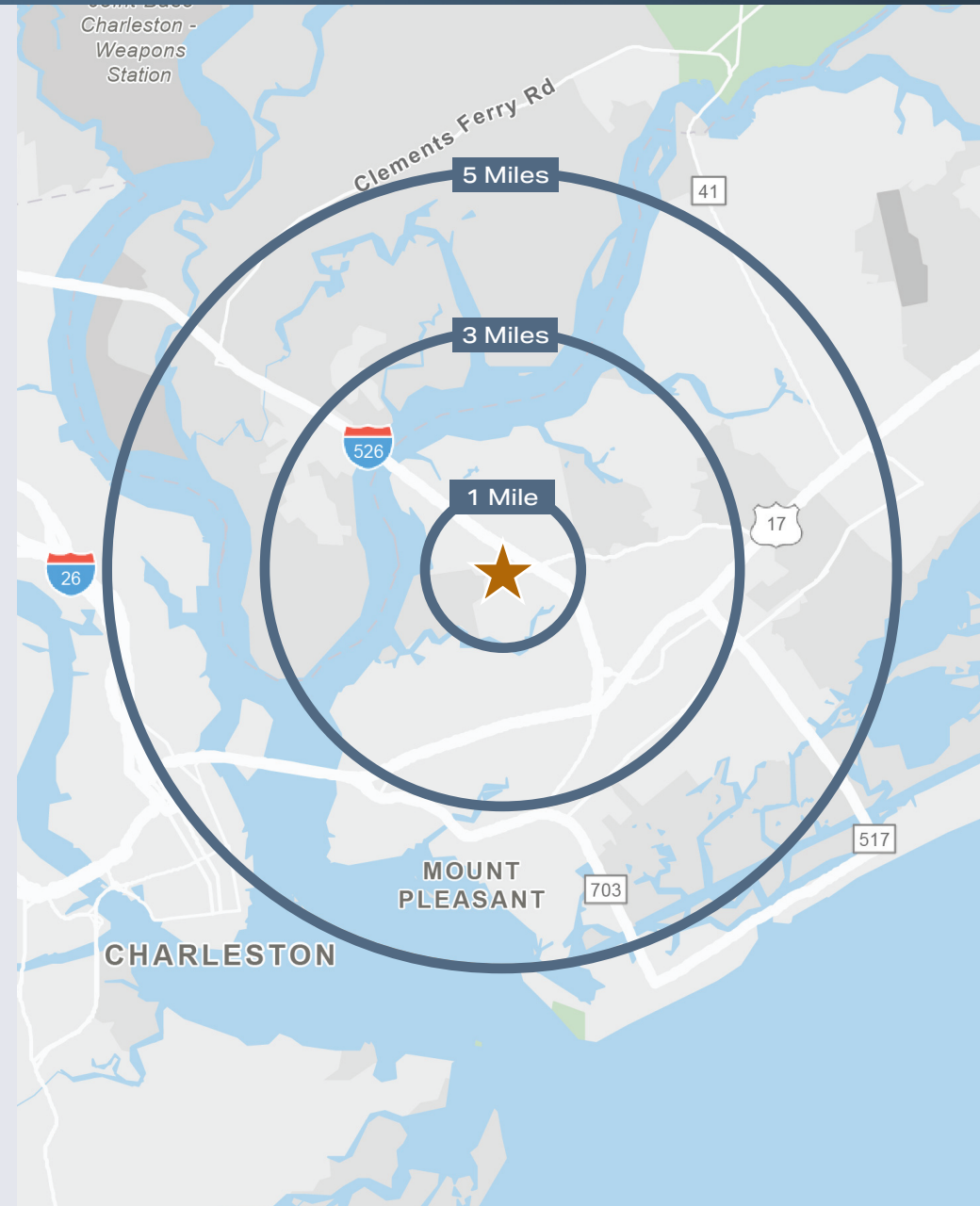
2024 Housing Units	2,758	22,592	45,697
2024 Vacant Housing Units	107, 3.9%	2,055, 9.1%	5,361, 11.7%
2024 Occupied Housing Units	2,651, 96.1%	20,537, 90.9%	40,336, 88.3%
2024 Owner Occupied Housing Units	2,117, 76.8%	13,994, 61.9%	26,157, 57.2%
2024 Renter Occupied Housing Units	534, 19.4%	6,543, 29.0%	14,179, 31.0%

## EDUCATION

2024 Population 25 and Over	4,460	34,654	67,440
High School and Associates Degrees	1,184, 26.6%	9,527, 27.4%	20,197, 29.9%
Bachelor's Degree or Higher	3,252, 72.9%	24,398, 70.4%	45,291, 67.2%

## PLACE OF WORK

2024 Businesses	439	3,416	5,808
2024 Employees	4,516	32,001	54,365







RCB Development is a privately held real estate investment and development company headquartered in Charleston, SC. Their team has a substantial track record of discovering risk-adjusted opportunities that maximize return for their investors in the greater Charleston, SC market. Prior to forming RCB Development their team built careers at some of the largest and most well-respected commercial real estate companies in the country. They bring institutional experience, knowledge and management to boutique real estate investing.

## CONTACT US:

### **Brendan Redeyoff, SIOR**

Senior Vice President

+1 843 793 8839

[brendan.redeyoff@cbre.com](mailto:brendan.redeyoff@cbre.com)

### **Tim Raber, SIOR**

Vice President

+1 843 972 3220

[tim.raber@cbre.com](mailto:tim.raber@cbre.com)

### **Bob Barrineau**

Senior Vice President

+1 843 270 7851

[robert.barrineau@cbre.com](mailto:robert.barrineau@cbre.com)

© 2025 CBRE, Inc. All rights reserved. This information has been obtained from sources believed reliable but has not been verified for accuracy or completeness. CBRE, Inc. makes no guarantee, representation or warranty and accepts no responsibility or liability as to the accuracy, completeness, or reliability of the information contained herein. You should conduct a careful, independent investigation of the property and verify all information. Any reliance on this information is solely at your own risk. Some content was originally generated by GenAI and modified by the author.

