



RETAIL SPACE

FARMINGDALE, NY

220 BROADHOLLOW ROAD

SIZE

20,000 SF

ASKING RENT

Upon Request

TAXES

\$67,551 per annum

NEIGHBORS

Karako Suit, Strikeforce Sports, Safavieh Home Furnishings, Dunkin' Donuts, Burger King, Costello Ace Hardware, Housewares Factory Outlet, Lakeville Kitchens and Bath, TD Bank, Jiffy Lube, Mavis Discount Tire, White Castle

COMMENTS

Strong visibility and easy access

Easy access to the rear parking lot - 20 parking stalls, 4 parking stalls in the front of the building

Over 42,600 vehicles pass this site daily on Broadhollow Road (Route 110)

Tremendous signage and monument sign

CONTACT EXCLUSIVE AGENTS

JOANNE ARGENTI

jargenti@ripcony.com

516.933.8880

JACK CHERA

jchera@ripcony.com

516.933.8880

RIPCO
REAL ESTATE

1000 Woodbury Road
Suite 100
Woodbury, NY 11797
516.933.8880

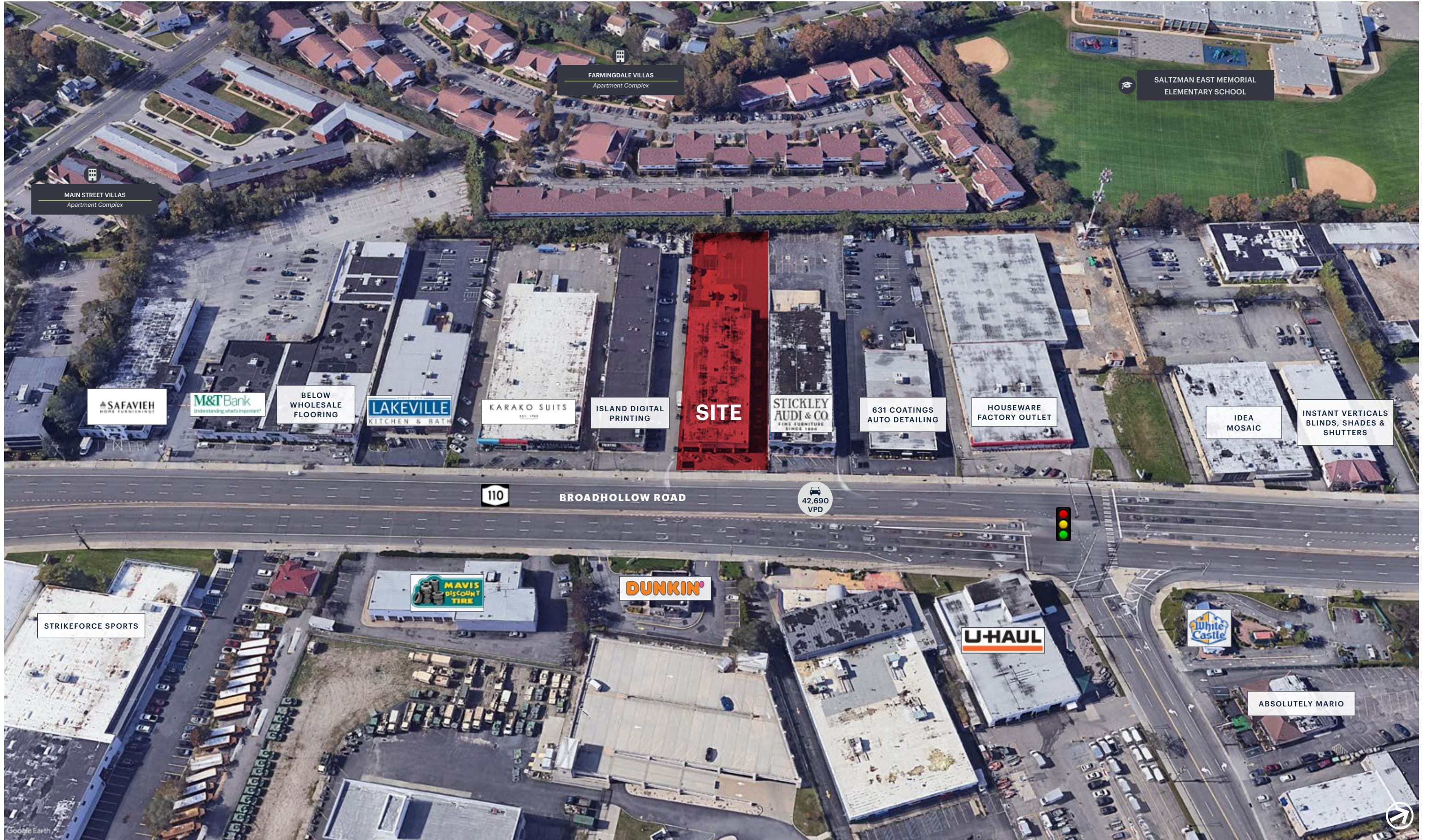
Please visit us at [ripcony.com](https://www.ripcony.com) for more information

This information has been secured from sources we believe to be reliable, but we make no representations as to the accuracy of the information. References to square footage are approximate. Buyer must verify the information and bears all risk for any inaccuracies.

MARKET AERIAL



AERIAL



FARMINGDALE VILLAS
Apartment Complex

SALTZMAN EAST MEMORIAL
ELEMENTARY SCHOOL

MAIN STREET VILLAS
Apartment Complex

SAFAVIEH
HOME FURNISHINGS

M&T Bank
Understanding what's important.

BELOW
WHOLESALE
FLOORING

LAKEVILLE
KITCHEN & BATH

KARAKO SUITS

ISLAND DIGITAL
PRINTING

SITE

STICKLEY
AUDI & CO
FINE FURNITURE
SINCE 1928

631 COATINGS
AUTO DETAILING

HOUSEWARE
FACTORY OUTLET

IDEA
MOSAIC

INSTANT VERTICALS
BLINDS, SHADES &
SHUTTERS

110

BROADHOLLOW ROAD

42,690
VPD

STRIKEFORCE SPORTS

MAVIS
DISCOUNT
TIRE

DUNKIN'

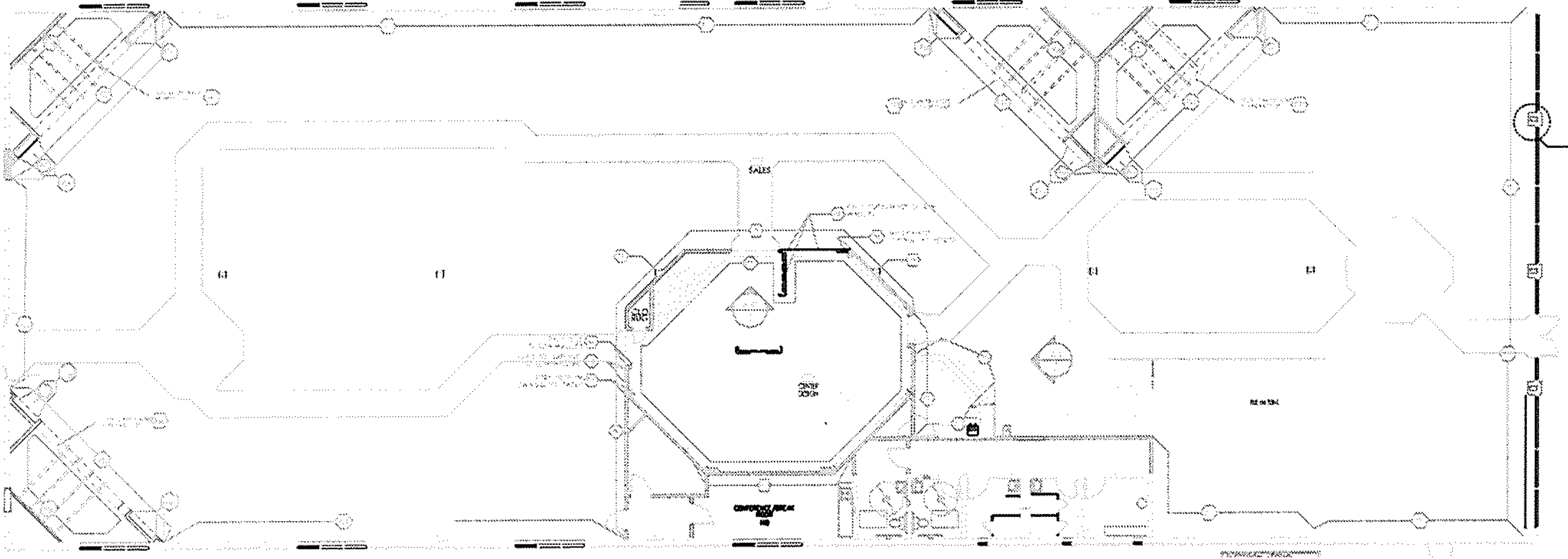
U-HAUL

White
Castle

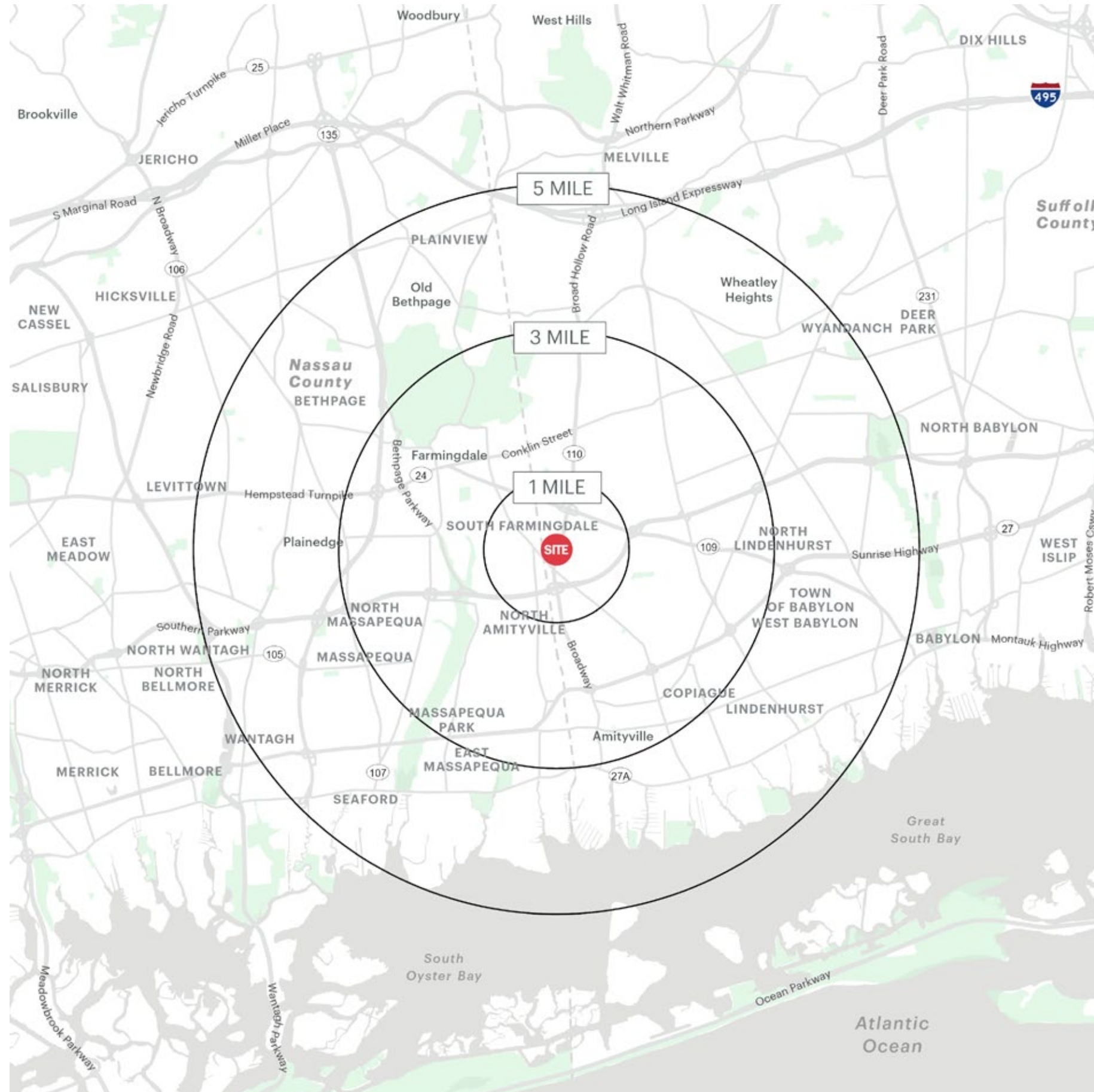
ABSOLUTELY MARIO

Google Earth

SITE PLAN



AREA DEMOGRAPHICS



220 BROADHOLLOW ROAD FARMINGDALE, NEW YORK

1 MILE RADIUS

POPULATION
16,180
HOUSEHOLDS
5,333
AVERAGE HOUSEHOLD INCOME
\$133,218
MEDIAN HOUSEHOLD INCOME
\$107,916

COLLEGE GRADUATES (BACHELOR'S +)
3,728 - 32.0%
TOTAL BUSINESSES
1,054
TOTAL EMPLOYEES
9,500
DAYTIME POPULATION (W/ 16 YR +)
17,639

3 MILE RADIUS

POPULATION
134,965
HOUSEHOLDS
43,855
AVERAGE HOUSEHOLD INCOME
\$143,207
MEDIAN HOUSEHOLD INCOME
\$113,664

COLLEGE GRADUATES (BACHELOR'S +)
34,096 - 35.0%
TOTAL BUSINESSES
6,333
TOTAL EMPLOYEES
62,691
DAYTIME POPULATION (W/ 16 YR +)
130,720

5 MILE RADIUS

POPULATION
368,579
HOUSEHOLDS
122,218
AVERAGE HOUSEHOLD INCOME
\$155,165
MEDIAN HOUSEHOLD INCOME
\$119,341

COLLEGE GRADUATES (BACHELOR'S +)
102,075 - 39.0%
TOTAL BUSINESSES
15,471
TOTAL EMPLOYEES
160,262
DAYTIME POPULATION (W/ 16 YR +)
346,682

AREA DEMOGRAPHICS

