

EXECUTIVE SUMMARY



OFFERING SUMMARY

Sale Price:	\$395,000
Building Size:	3,135 SF
Lot Size:	2,178 SF
Number of Units:	1
Price / SF:	\$126.00
Year Built:	1986
Market:	OKC Metro
Submarket:	Yukon

PROPERTY OVERVIEW

Situated in the sought-after Yukon area, this prime property offers an exceptional opportunity for prospective restaurant operator. Boasting a strategic location, this property provides convenient access to major transportation routes and local amenities. The property's proximity to key business districts and commercial centers ensures excellent visibility and accessibility for businesses. With its potential for seamless integration into the dynamic Yukon business landscape, this property represents a compelling investment opportunity for those seeking to establish a prominent restaurant location.

PROPERTY HIGHLIGHTS

- - Ample frontage for high visibility
- - Prominent pylon signage for effective branding
- - Second generation restaurant space for quick setup
- - Vent hood in place for efficient restaurant operations
- - 3,135 SF building offering substantial space
- - Ideal for retail or restaurant use
- - Prime location in the OKC Metro area

ETHAN SLAVIN
405.830.0252
ethan@creekcre.com

TORI THOMPSON-MEYER
405.550.4474
tori@creekcre.com

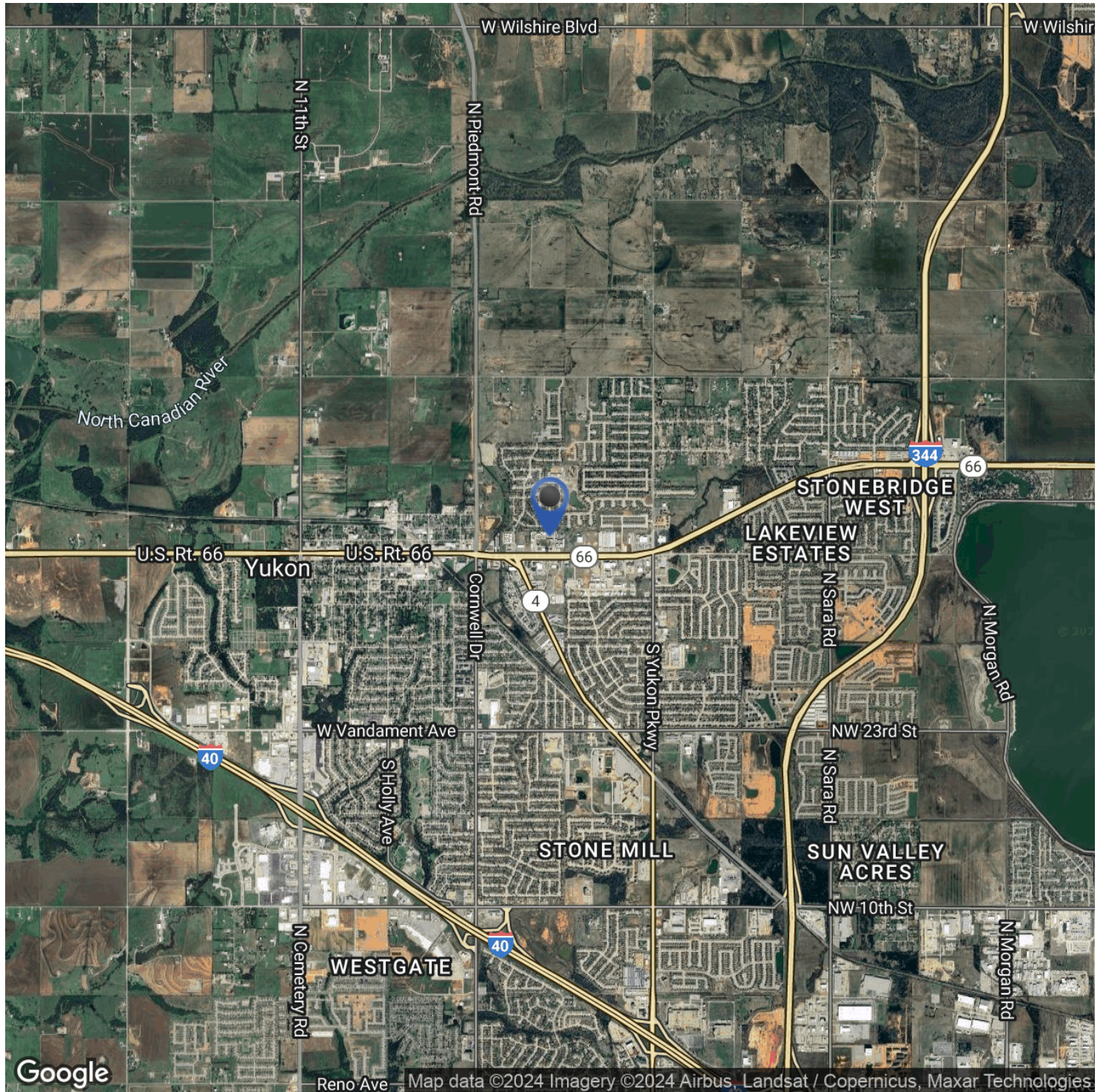
ADDITIONAL PHOTOS



ETHAN SLAVIN
405.830.0252
ethan@creekcre.com

TORI THOMPSON-MEYER
405.550.4474
tori@creekcre.com

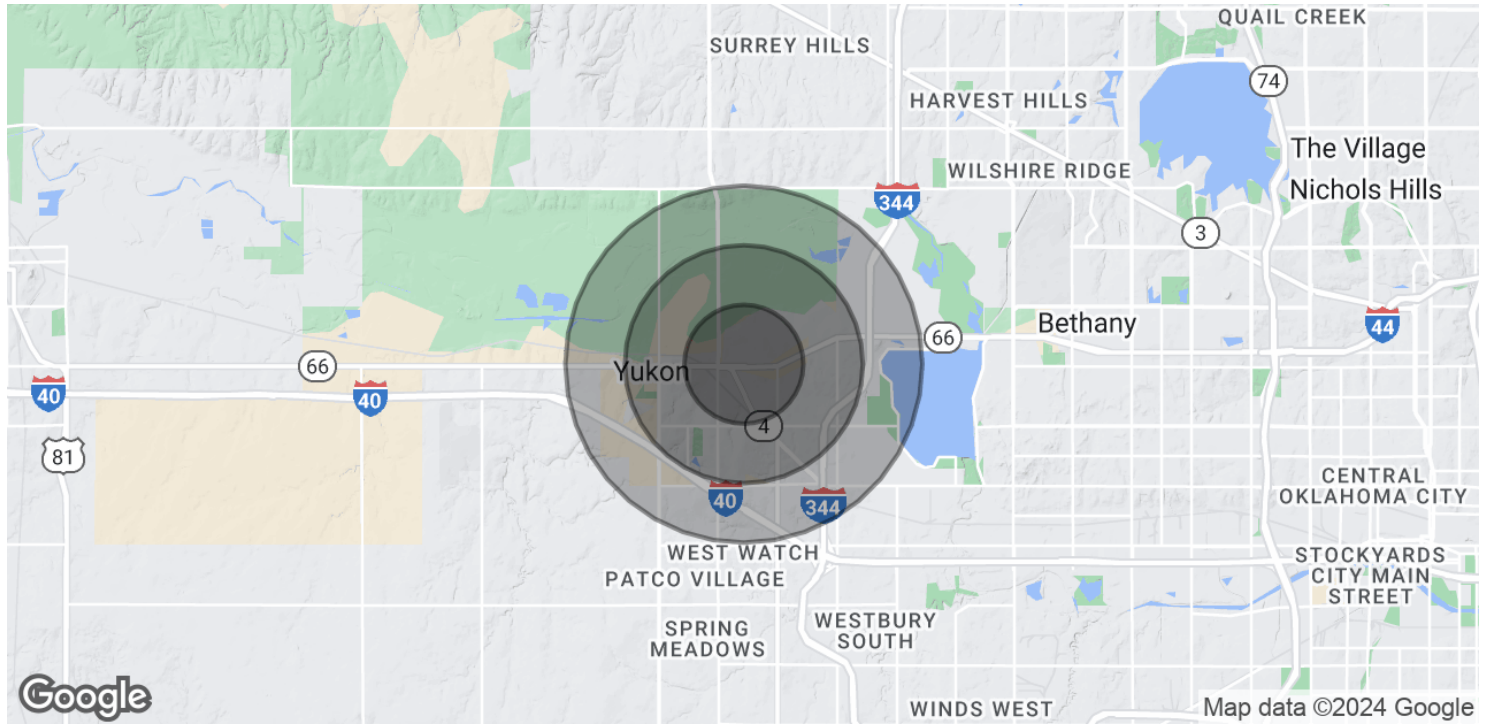
LOCATION MAP



ETHAN SLAVIN
405.830.0252
ethan@creekcre.com

TORI THOMPSON-MEYER
405.550.4474
tori@creekcre.com

DEMOGRAPHICS MAP & REPORT



POPULATION	1 MILE	2 MILES	3 MILES
Total Population	11,225	32,105	39,386
Average Age	38	40	39
Average Age (Male)	37	38	38
Average Age (Female)	39	41	40

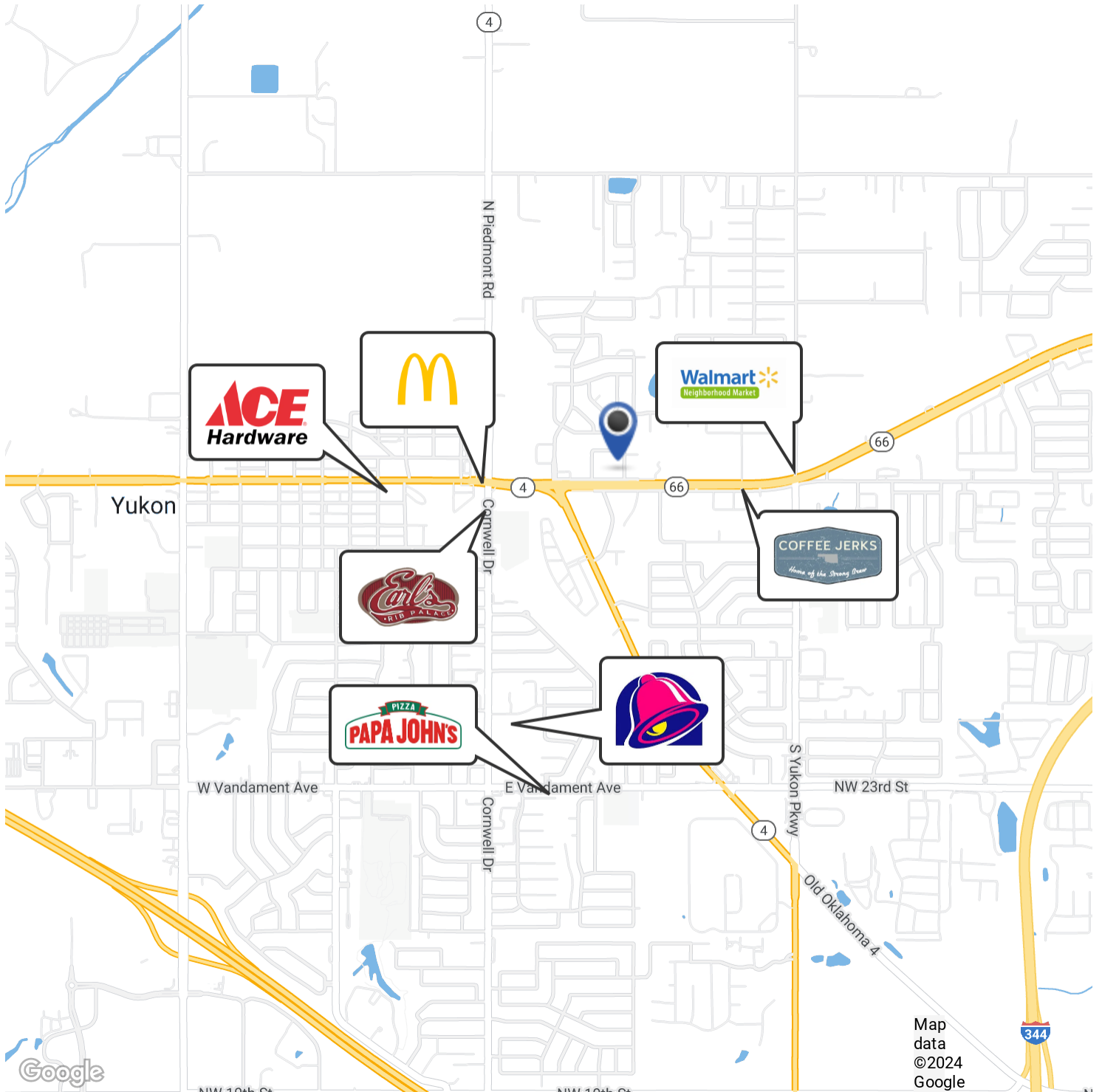
HOUSEHOLDS & INCOME	1 MILE	2 MILES	3 MILES
Total Households	4,363	12,541	15,369
# of Persons per HH	2.6	2.6	2.6
Average HH Income	\$88,464	\$97,461	\$98,551
Average House Value	\$214,201	\$257,562	\$264,251

Demographics data derived from AlphaMap

ETHAN SLAVIN
 405.830.0252
 ethan@creekcre.com

TORI THOMPSON-MEYER
 405.550.4474
 tori@creekcre.com

RETAILER MAP



ETHAN SLAVIN
405.830.0252
ethan@creekcre.com

TORI THOMPSON-MEYER
405.550.4474
tori@creekcre.com