

# 14100 Office Building

14100 SE 36th Street, Bellevue, WA 98006





## Office Space For Lease:

Suite 125 | 1,294 RSF

- \$36.00/RSF, Full Service
- Available Immediately

~~Suite 205 | 2,485 RSF~~ LEASED

## Property Features:

- Building Signage Available
- Showers in Building
- Elevator in Building
- Easy Access to I-90 and East Gate Park & Ride
- Located on Bus Routes: 212, 216, 218, 219, 554, 556, 989
- Parking Ratio 4.0/1,000 SF | Free Surface Parking
- Reserved Covered Parking Available
-  CenturyLink™ Fiber Available
-  Comcast Available  
BUSINESS CLASS



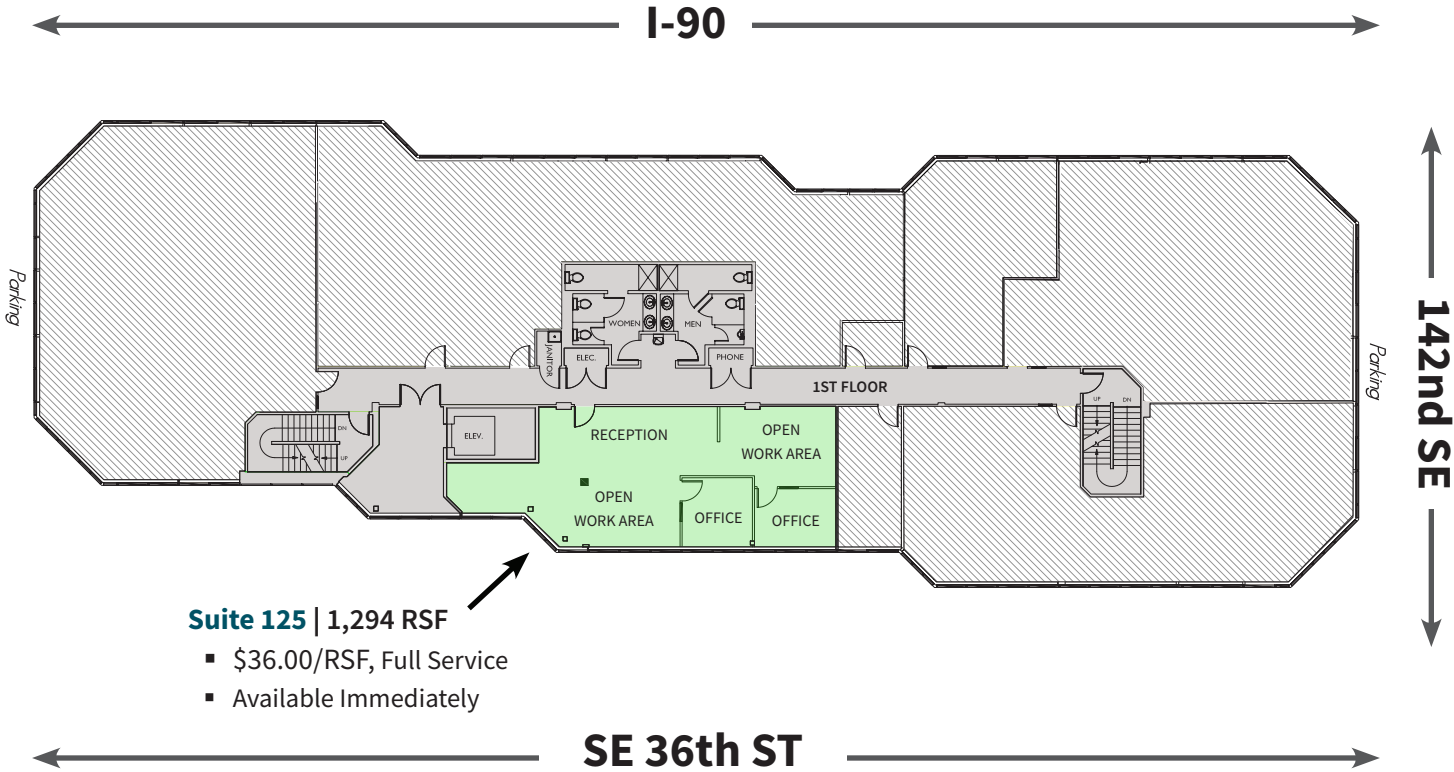
Exclusively represented by:



**Dan Krekel, CCIM**  
dkrekel@leibsohn.com  
(425) 586-4655

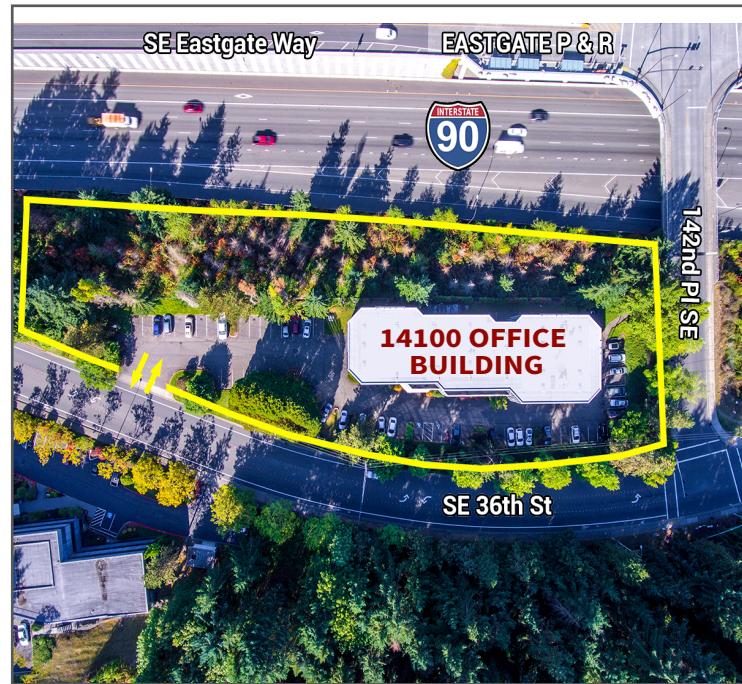
# 14100 Office Building

14100 SE 36th Street, Bellevue, WA 98006



**Suite 125 | 1,294 RSF**

- \$36.00/RSF, Full Service
- Available Immediately



Exclusively represented by:



**Dan Krekel, CCIM**  
dkrekel@leibsohn.com  
(425) 586-4655

The information contained herein has been received from sources we deem reliable. While we have no reason to doubt its accuracy, we do not guarantee it. You are advised to independently verify all information.