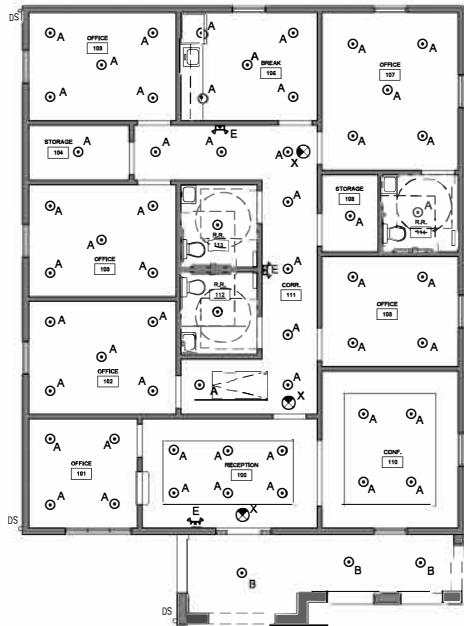


01 FLOOR PLAN
3/16" = 1'-0"

KEY PLAN NOTES

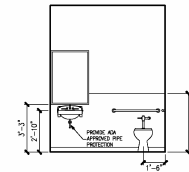
1. IN-LINE SMOKE DETECTORS TO AUTOMATICALLY SHUT OFF ALL HVAC UNITS OVER 2,000 CFM



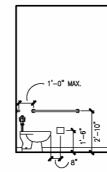
02 CEILING PLAN
3/16" = 1'-0"

TOILET ACCESSORIES SCHEDULE

NO.	ACCESSORY UNIT	MFR.	MODEL NO.	NOTES
A	TOILET TISSUE DISPENSER	BRADLEY CORP.	8412	DUAL ROLL
B	1 1/4" DIA. S.S. GRAB BAR	BRADLEY CORP.	832	42" LONG
C	1 1/4" DIA. S.S. GRAB BAR	BRADLEY CORP.	832	36" LONG
D	STAINLESSSTEEL FRAME MIRROR	BRADLEY CORP.	740-2436	24"X36"



03 ELEVATION
1/4" = 1'-0"



04 ELEVATION
1/4" = 1'-0"


CONTRACTOR TO VERIFY THAT THERE IS A MIN. 1 Fc OF LIGHT PROVIDED BY EMERGENCY FIXTURES ON THE PATH OF EGRESS.

TYPE	MODEL	MOUNTING	DESCRIPTION
A	RE ELECTRICAL	RECESSED	RECESSED LED CAN LIGHT
B	RE ELECTRICAL	RECESSED	EXTERIOR RECESSED LED CAN LIGHT
E	RE ELECTRICAL	UNIVERSAL	THERMOPLASTIC EMERGENCY LIGHT WITH 2 LIGHT HEADS AND EMERGENCY BATTERY
X	RE ELECTRICAL	UNIVERSAL	EXIT SIGN SELF POWERED LED COLOR RED WITH DUAL BATTERY

- ⊙ OCCUPANCY SENSOR.
- ⊕ 3-WAY SWITCH.
- ⊙ OCCUPANCY SWITCH.
- ⊙ DUPLEX RECEPTACLE.
- ▼ DATA.
- ⊕ QUAD RECEPTACLE.

VERI AS AEC

OFFICE CONDOS
25213 1/2 FM 2978 RD.
BUILDINGS 1-7
TOMBALL, TX 77375



REVISIONS:
11/15/23



DATE: 05/29/2017

FLOOR PLAN

A.200