

HWY 50 WAREHOUSE/OFFICE-3,000 SF ON 2 ACRES





210 W. Dean St.(HWY 50), Burrton, KS 67020



SALE PRICE:	\$197,500.00
BUILDING SIZE:	3,000 SF
LOT SIZE:	2 Acres
YEAR BUILT:	1940
ZONING:	C/I
CEILING HEIGHT:	14 FT
OVERHEAD DOORS:	2- 10' x 12' and 8' x 10'
2024 TAXES:	\$3,043.82

PROPERTY HIGHLIGHTS

- KS Hwy 50 frontage warehouse/office 3,000 SF.
- 2 acres of land with access off of Hwy-50, 2,660 SF of warehouse with 340 SF of office space.
- Small elevated dock on east side of building.
- Zoned Commercial/Industrial this is ideal for an existing business, development or a variety of commercial or industrial uses.
- Burrton is located in Harvey County and 20 miles from I-135 in Newton; 17 miles from Hutchinson/South Hutchinson KS Highways 61/50/96 and 25 miles to McPherson (North).
- Area Burrton neighbors include: Yoder Ornamental Concrete, The Barn Restaurant, Dollar General, Hardwood Millwork & Supply and Stinger, Inc.

DEMOGRAPHICS	1 MILE	3 MILES	5 MILES
 POPULATION	857	1,030	1,409
 AVG. HH INCOME	\$86,247	\$86,157	\$85,575
 MEDIAN AGE	39	39	40
TRAFFIC COUNTS			
 ALONG US-50	7,636 VPD		



Offered exclusively by: **Maribeth Reimer** | **620-727-7806** | **mreimer@weigand.com**

HWY 50 WAREHOUSE/OFFICE-3,000 SF ON 2 ACRES

210 W. Dean St.(HWY 50), Burrton, KS 67020



Offered exclusively by: **Maribeth Reimer** | 620-727-7806 | mreimer@weigand.com

HWY 50 WAREHOUSE/OFFICE-3,000 SF ON 2 ACRES

210 W. Dean St.(HWY 50), Burrton, KS 67020



Offered exclusively by: **Maribeth Reimer** | 620-727-7806 | mreimer@weigand.com