

savills

SUBLEASE

savills.us

FOR SUBLEASE

30,963 RSF AVAILABLE

1050 Enterprise Way, Sunnyvale, CA

SPACE PROFILE

30,963

Available SF

Immediate

Availability

\$3.25/NNN/RSF

Asking Rate

Sublease Through 9/30/2027

1st Floor - 30,963 RSF

KEY HIGHLIGHTS



- Plug and Play Moffett Towers opportunity
- Modern open plan with a mix of workstation and hot seat configurations
- Multiple conference rooms, training facility, and huddle rooms
- Great natural light
- Server room
- Immediately adjacent to light rail and public transportation
- Easy access to I-101, 237, and public transit
- On-site fitness center
- **Call to tour**





1050 Enterprise Way, 1st Floor



1050 Enterprise Way, 1st Floor



1050 Enterprise Way, 1st Floor



Mike Michaels

MMichaels@savills.us

+1 408 221 9626

License 01379739

Corporate License 00388260

Aaron Gallardo

AGallardo@savills.us

+1 408 391 4119

License 02089666

Corporate License 00388260

The information contained in this communication has been obtained from a variety of sources believed to be reliable but has not been verified. NO WARRANTY OR REPRESENTATION, EXPRESS OR IMPLIED, IS MADE AS TO THE CONDITION OF THE PROPERTY OR ACCURACY OR COMPLETENESS OF THE INFORMATION CONTAINED HEREIN AND SAME IS SUBMITTED SUBJECT TO ERRORS, OMISSIONS, CHANGE OF PRICE, RENTAL OR OTHER CONDITIONS, WITHDRAWAL WITHOUT NOTICE AND TO ANY SPECIFIC CONDITIONS IMPOSED BY THE PROPERTY OWNER OR LESSOR.