



10 Charlesview Contractor Garages

10 Charlesview Rd, Hopedale, MA 01747



Christopher Horne

Eastland Partners
997 Millbury St, Worcester, MA 01607
chorne@eastlandpartners.com
(617) 797-6954



10 Charlesview Contractor Garages

\$16.50 /SF/YR

One Unit Available!

Prime crossroad location! Rte 140 and Hartford Ave. 2 miles from 495. 2019 construction!!!

1600 sq ft flex spaces/ Ideal Space for Contractor, Distributor, or Light Manufacturer or any other small business!!!!


Great Location Flexible Floor Plan. Reception/Office Area, 1 Private Bathroom, Storage Closet

Warehouse/Production Area with 20' Ceiling Height and 12'X12' Overhead Door for Easy Loading & Unloading or Drive In. Utility Sink in garage area.

Unit is very well insulated. Mitsubishi mini split for AC/Heat in office area. Gas Modine heater for garage space.

Lots of parking. All lights are LED. LED parking lot lights as well.

Security camera cover entire property. 6 dedicated parking spaces. This is a NNN lease....



Rental Rate: \$16.50 /SF/YR

Property Type: Industrial

Property Subtype: Warehouse

Rentable Building Area: 9,600 SF

Year Built: 2017

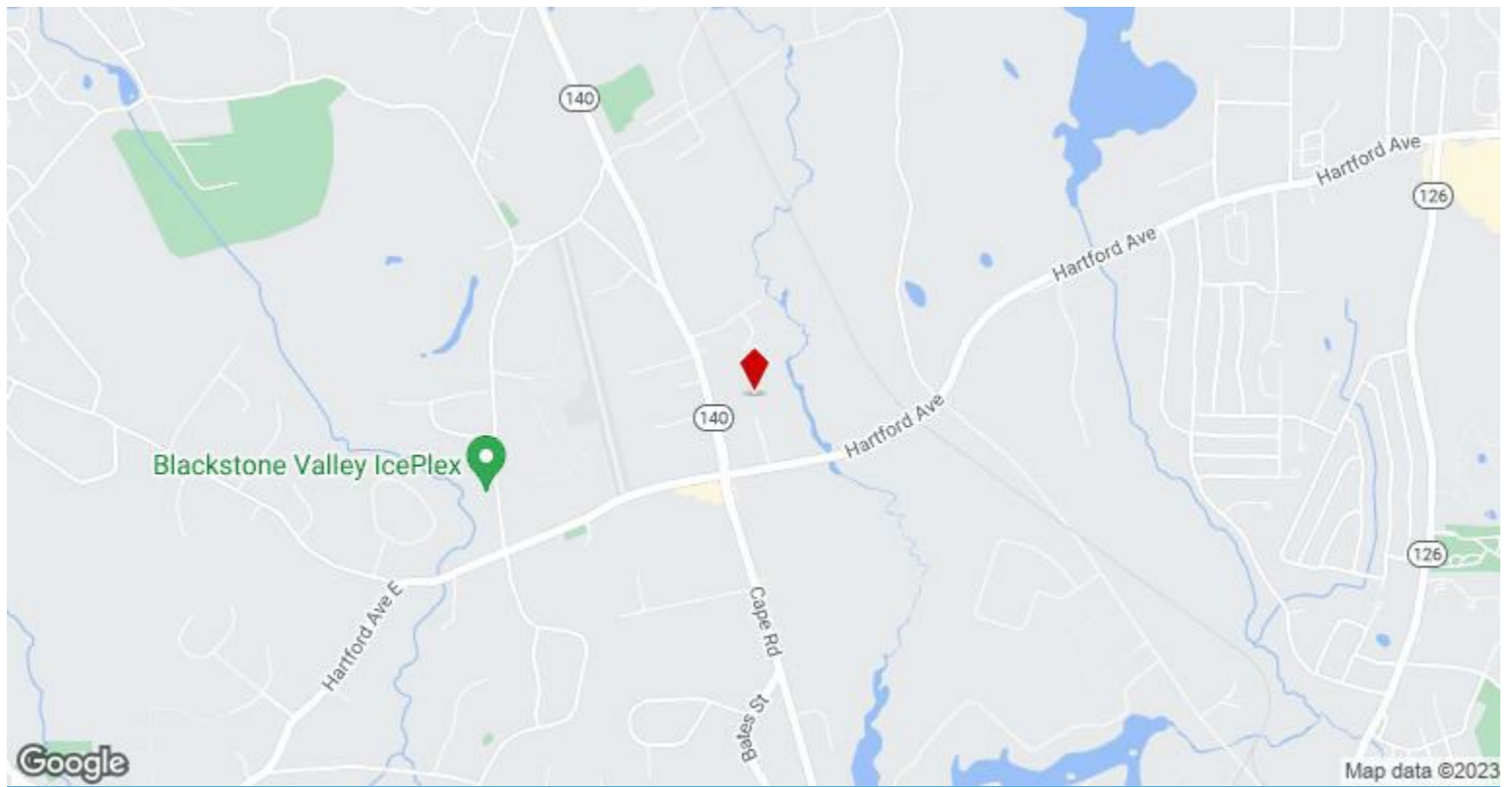
Cross Streets: Hartford Ave

Rental Rate Mo: \$1.38 /SF/MO

1st Floor

Space Available	1,600 SF
Rental Rate	\$16.50 /SF/YR
Date Available	December 01, 2023
Service Type	Triple Net (NNN)
Space Type	Relet
Space Use	Industrial
Lease Term	2 - 10 Years

One Unit Available! Prime crossroad location! Rte 140 and Hartford Ave. 2 miles from 495. 2019 construction!!! 1600 sq ft flex spaces/ Ideal Space for Contractor, Distributor, or Light Manufacturer or any other small business!!!! Great Location Flexible Floor Plan. Reception/Office Area, 1 Private Bathroom, Storage Closet Warehouse/Production Area with 20' Ceiling Height and 12'X12' Overhead Door for Easy Loading & Unloading or Drive In. Utility Sink in garage area. Unit is very well insulated. Mitsubishi mini split for AC/Heat in office area. Gas Modine heater for garage space. Lots of parking. All lights are LED. LED parking lot lights as well. Security camera cover entire property. 6 dedicated parking spaces. This is a NNN lease.



10 Charlesview Rd, Hopedale, MA 01747

One Unit Available!

Prime crossroad location! Rte 140 and Hartford Ave. 2 miles from 495. 2019 construction!!!
1600 sq ft flex spaces/ Ideal Space for Contractor, Distributor, or Light Manufacturer or any other small business!!!!

Great Location Flexible Floor Plan. Reception/Office Area, 1 Private Bathroom, Storage Closet
Warehouse/Production Area with 20' Ceiling Height and 12'X12' Overhead Door for Easy Loading & Unloading
or Drive In. Utility Sink in garage area.

Unit is very well insulated. Mitsubishi mini split for AC/Heat in office area. Gas Modine heater for garage
space.

Lots of parking. All lights are LED. LED parking lot lights as well.

Security camera cover entire property. 6 dedicated parking spaces. This is a NNN lease.

Property Photos



Interior Photo




Interior Photo

Property Photos



Interior Photo



Interior Photo

Property Photos



Interior Photo