

FOR LEASE

GLADSTONE CROSSING

24 HOUR FITNESS ANCHORED RETAIL *Walgreens*



LOCATION

Highway 99E / McLoughlin Boulevard at W Arlington Street in Gladstone, Oregon

AVAILABLE SPACE

2,777 SF (endcap)

PRICING


Please call for details

TRAFFIC COUNTS

McLoughlin Blvd – 35,734 ADT ('22)

HIGHLIGHTS

- Retail endcap available near 24 Hour Fitness, Walgreens, T-Mobile, RCI Injury Treatment Center, and Black Rock Coffee.
- Pylon signage available on McLoughlin Boulevard & Arlington Street.
- High traffic location ideal for restaurants, banks, and other retail/services.

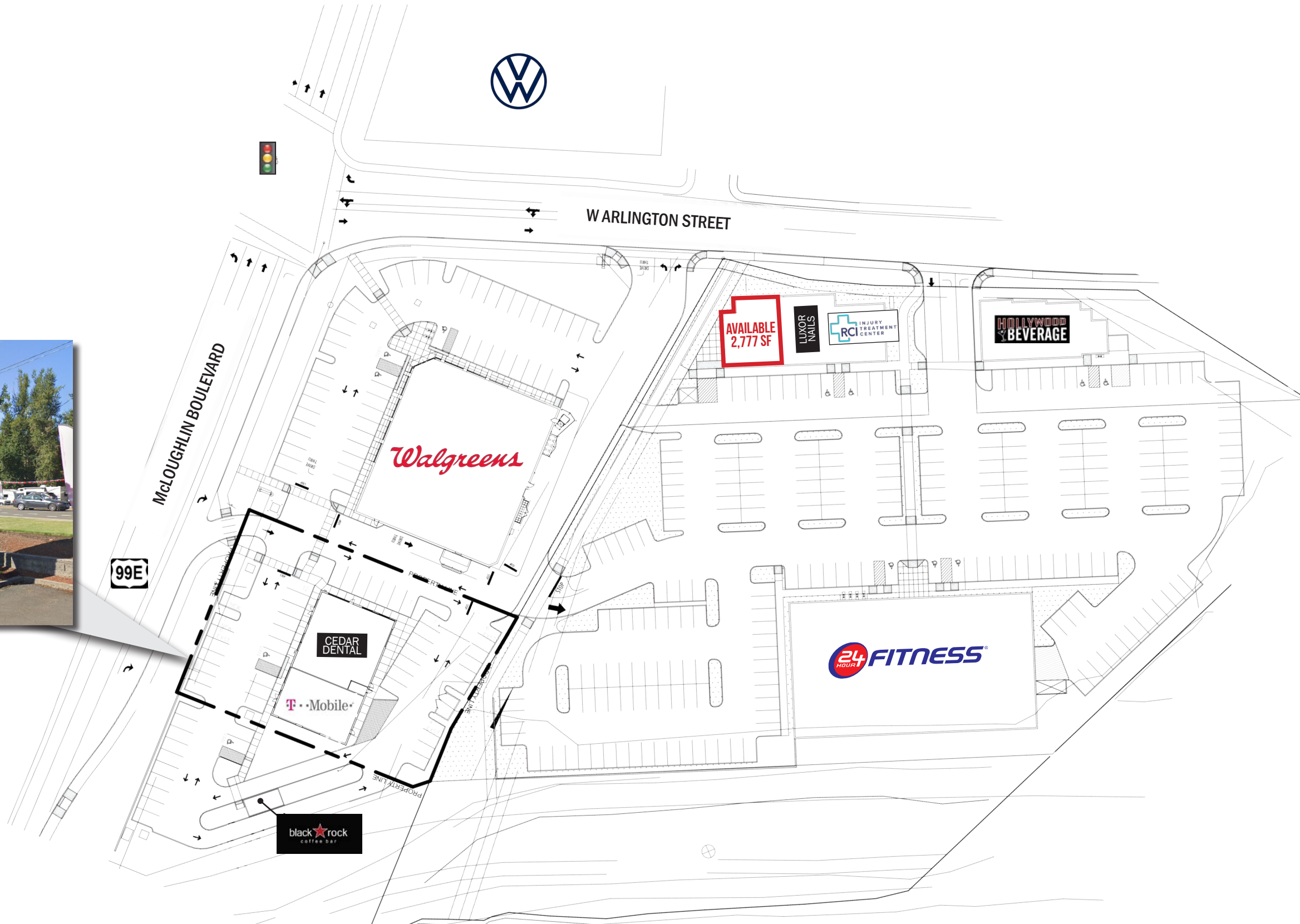


Jeff Olson 503.957.1452 | jeff@cra-nw.com
Kelli Maks 503.680.3765 | kelli@cra-nw.com
Alex MacLean IV 503.866.6425 | alex4@cra-nw.com

503.274.0211
www.cra-nw.com

GLADSTONE CROSSING
20140 McLOUGHLIN BLVD
GLADSTONE, OR

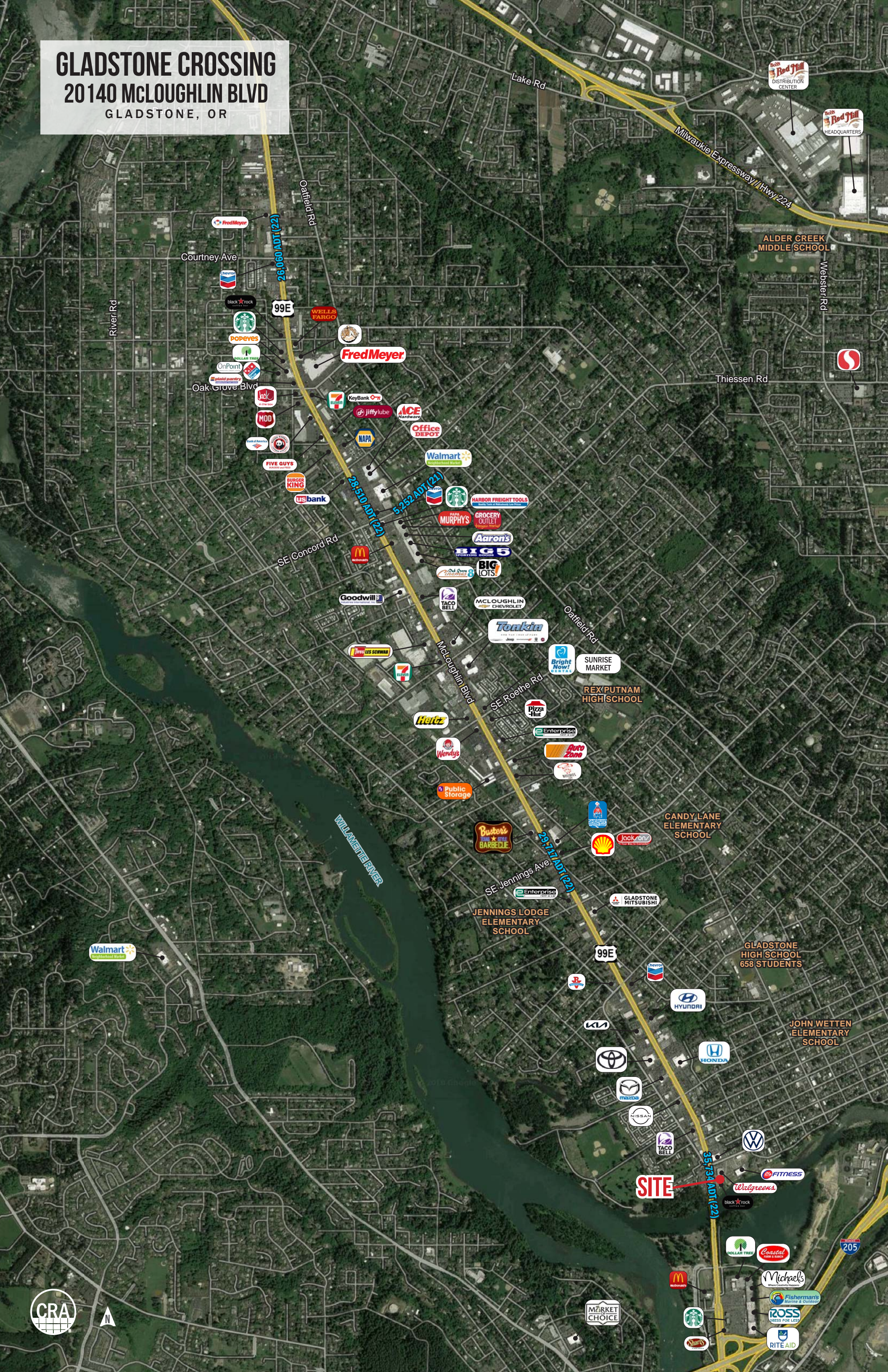




GLADSTONE CROSSING

20140 McLOUGHLIN BLVD

GLADSTONE, OR



GLADSTONE CROSSING 20140 McLOUGHLIN BLVD GLADSTONE, OR

DEMOGRAPHIC SUMMARY

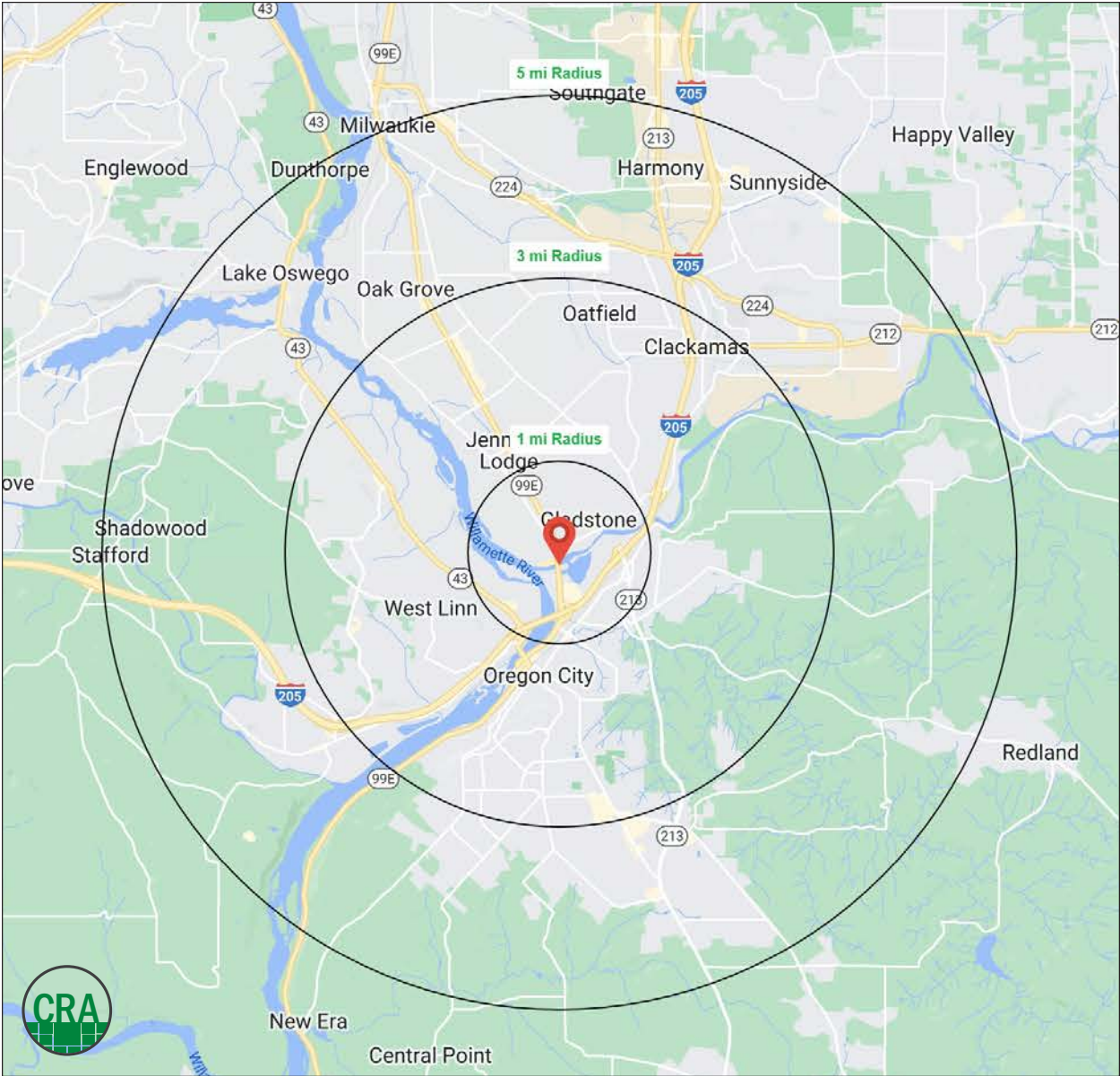
Source: Regis - SitesUSA (2023)	1 MILE	3 MILE	5 MILE
Estimated Population 2023	9,433	80,555	177,636
Projected Population 2028	9,574	82,203	181,380
Average HH Income	\$120,296	\$139,092	\$137,468
Median HH Income	\$83,564	\$102,162	\$103,588
Median Home Value	\$487,168	\$511,009	\$533,460
Daytime Demographics 16+	7,387	52,223	133,851
Some College or Higher	70.9%	73.4%	73.8%

\$139,092

Average Household Income
3 MILE RADIUS

40.6

Median Age
1 MILE RADIUS



Summary Profile

2010-2020 Census, 2023 Estimates with 2028 Projections
 Calculated using Weighted Block Centroid from Block Groups



Lat/Lon: 45.3749/-122.601

20140 McLoughlin Blvd Gladstone, OR 97027	1 mi radius	3 mi radius	5 mi radius
Population			
2023 Estimated Population	9,433	80,555	177,636
2028 Projected Population	9,574	82,203	181,380
2020 Census Population	9,251	79,807	176,687
2010 Census Population	8,679	74,450	162,613
Projected Annual Growth 2023 to 2028	0.3%	0.4%	0.4%
Historical Annual Growth 2010 to 2023	0.7%	0.6%	0.7%
2023 Median Age	40.6	41.5	41.5
Households			
2023 Estimated Households	3,899	31,652	70,477
2028 Projected Households	4,155	33,951	75,629
2020 Census Households	3,789	30,971	69,214
2010 Census Households	3,605	29,159	64,589
Projected Annual Growth 2023 to 2028	1.3%	1.5%	1.5%
Historical Annual Growth 2010 to 2023	0.6%	0.7%	0.7%
Race and Ethnicity			
2023 Estimated White	84.1%	83.8%	82.4%
2023 Estimated Black or African American	1.5%	1.4%	1.8%
2023 Estimated Asian or Pacific Islander	2.9%	4.0%	4.8%
2023 Estimated American Indian or Native Alaskan	0.6%	0.6%	0.6%
2023 Estimated Other Races	10.9%	10.2%	10.4%
2023 Estimated Hispanic	9.9%	9.4%	9.7%
Income			
2023 Estimated Average Household Income	\$120,296	\$139,092	\$137,468
2023 Estimated Median Household Income	\$83,564	\$104,162	\$103,588
2023 Estimated Per Capita Income	\$49,893	\$54,816	\$54,717
Education (Age 25+)			
2023 Estimated Elementary (Grade Level 0 to 8)	1.7%	2.0%	1.8%
2023 Estimated Some High School (Grade Level 9 to 11)	4.8%	3.8%	3.6%
2023 Estimated High School Graduate	22.6%	20.7%	20.8%
2023 Estimated Some College	28.2%	24.3%	23.6%
2023 Estimated Associates Degree Only	9.3%	8.9%	9.1%
2023 Estimated Bachelors Degree Only	23.4%	26.6%	26.5%
2023 Estimated Graduate Degree	10.0%	13.7%	14.6%
Business			
2023 Estimated Total Businesses	617	4,187	10,570
2023 Estimated Total Employees	4,036	26,026	76,430
2023 Estimated Employee Population per Business	6.5	6.2	7.2
2023 Estimated Residential Population per Business	15.3	19.2	16.8

For more information, please contact:

JEFF OLSON 503.957.1452 | jeff@cra-nw.com

KELLI MAKS 503.680.3765 | kelli@cra-nw.com

ALEX MACLEAN IV 503.866.6425 | alex4@cra-nw.com



KNOWLEDGE

RELATIONSHIPS

EXPERIENCE



**COMMERCIAL
REALTY ADVISORS
NORTHWEST LLC**

Licensed brokers in Oregon & Washington

 15350 SW Sequoia Parkway, Suite 198 • Portland, Oregon 97224



www.cra-nw.com



503.274.0211

The information herein has been obtained from sources we deem reliable. We do not, however, guarantee its accuracy. All information should be verified prior to purchase/leasing. View the Real Estate Agency Pamphlet by visiting our website, www.cra-nw.com/home/agency-disclosure.html. CRA PRINTS WITH 30% POST-CONSUMER, RECYCLED-CONTENT MATERIAL.