

PALM COAST PKWY NW 19,000 VPD

PALM COAST PKWY 33,000 VPD

PALM COAST PKWY SW 12,000 VPD

17,100 VPD

FOR LEASE

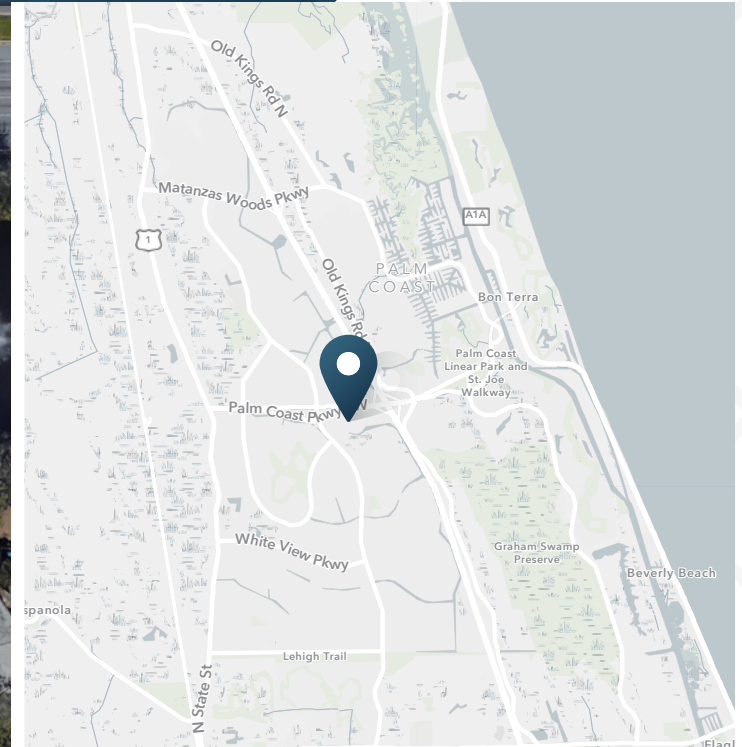
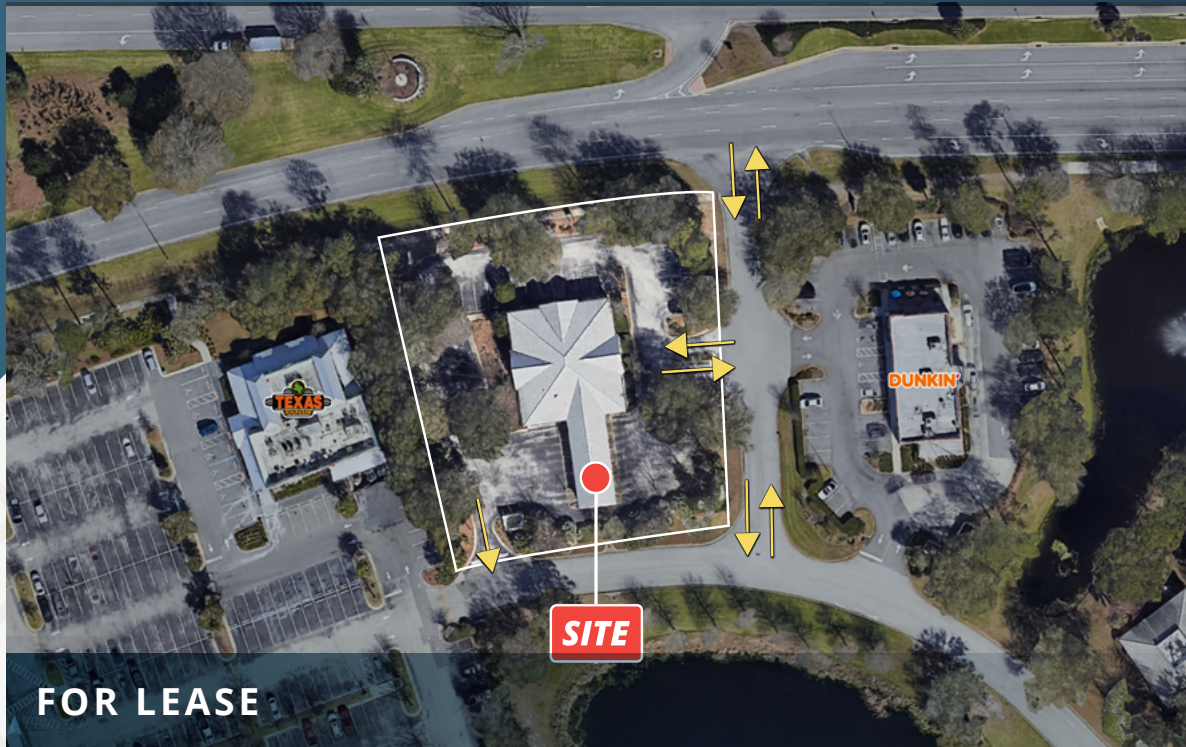
Bank Branch Available

1300 Palm Coast Pkwy. SW. | Palm Coast, FL 32137

SRS

Bank Branch Available

1300 Palm Coast Pkwy. SW. | Palm Coast, FL 32137



1.11 Acres

Available

Contact
Broker

Rate

ABOUT THE PROPERTY

- Bank Branch with 28 parking spaces
- 5 Drive Thru lanes existing
- Highly visibly site on Palm Coast Pkwy with 44,500 ADT
- Commercial Zoning

NEARBY RETAILERS

Walgreens

CIRCLE K

BEALLS

Pet Super market



SONNY'S
BBQ

TRAFFIC COUNTS

Palm Coast Pkwy.

33,000 VPD

Year: 2025 | Source: FDOT



The city council approved final plats for 3 subdivisions
totaling 489 new Single-Family houses

Bank Branch Available

1300 Palm Coast Pkwy. SW. | Palm Coast, FL 32137



DEMOGRAPHIC HIGHLIGHTS

1 MILE

6,011	10,571	\$82,588	2,549
Population	Total Daytime Population	Average Household Income	Total Households

3 MILES

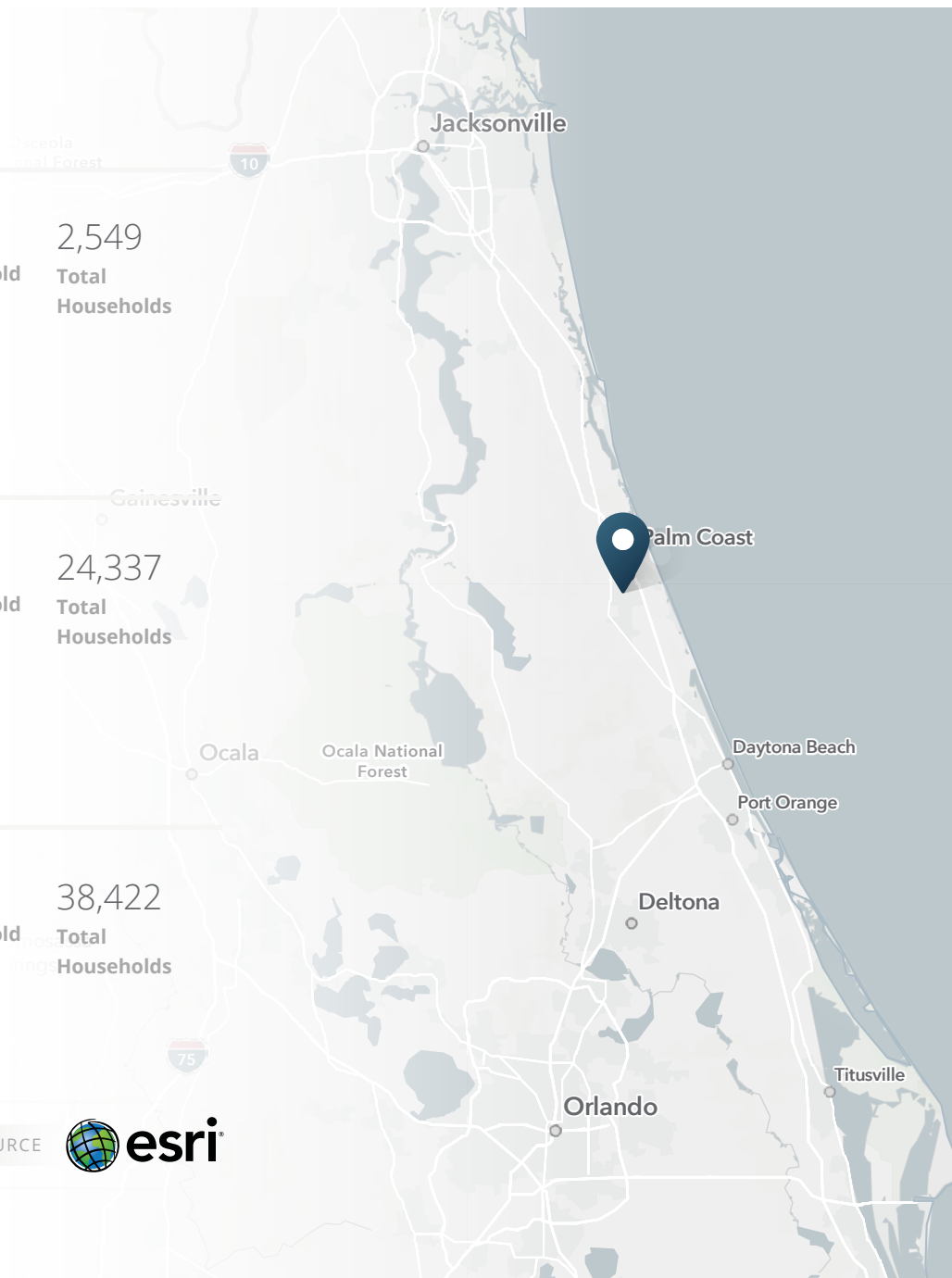
56,688	51,373	\$102,310	24,337
Population	Total Daytime Population	Average Household Income	Total Households

5 MILES

90,340	79,200	\$105,306	38,422
Population	Total Daytime Population	Average Household Income	Total Households

> **Want more?** Contact us for a complete demographic, foot-traffic, and mobile data insights report.

SOURCE





SRS Real Estate Partners
1501 W. Cleveland St, Suite 300
Tampa, FL 33606
813.371.0980

Chris Stewart
813.760.8897
chris.stewart@srsre.com

SRSRE.COM

©2025 SRS Real Estate Partners LLC. All Rights Reserved.

The information presented was obtained from sources deemed reliable;
however SRS Real Estate Partners does not guarantee its completeness or accuracy.